



**OHIO**  
UNIVERSITY

Voinovich School of  
Leadership and Public Service

**RISE Ohio Task 2**  
**Coal Supply Chain Impacts**

**June 2023**

Tuyen Pham, Ph.D., Visiting Assistant Professor of Economics, Voinovich School of  
Leadership and Public Service, Ohio University

Richmond Asare, Graduate Assistant and MPA Student, Voinovich School of  
Leadership and Public Service, Ohio University

## Introduction

There were 57 coal mines active in Buckeye Hill and OMEGA regions in 2001, which accounted for 82% of all coal mines in the state of OHIO in 2001 (Table 1). In 2001, the coal production from Buckeye Hills and OMEGA regions was 22 million short tons, which accounted for 84% of Ohio coal production (Figure 8).

In 2020, only 16 coal mines in Ohio were still in production, 11 of which were in the OMEGA region, and the remaining 4 were in the Buckeye Hills region. These 15 mines in Buckeye Hills and OMEGA regions produced the majority of Ohio coal, which was about 4 million short tons in 2020 (Figure 8). The mass closure of coal mines in the Buckeye Hills and OMEGA region not only caused over 1800 jobs loss in coal mining industries (over 1300 coal mining jobs were lost in the OMEGA region, and over 500 coal mining jobs were lost in Buckeye Hills region), it also had sizable impacts on the non-primary industries in the regions' coal supply chain.

This task aims to study the impacts of coal mine closures on regional and local coal supply chain sectors. To help readers have a complete understanding of how the change in the coal mining industry affects other industries in the coal supply chain, in this task, we conduct four different analyses as follows:

- Section A: There are seven sectors in the coal supply chain (Mining, Utilities, Construction, Manufacturing, Wholesale Trade, Retail Trade, and Transportation). In this section, we quantify the changes in employment, the number of establishments, real annual income, and real GDP that contributed to the regional and local economies by each coal supply chain sector.
- Sections B and C: In these two sections, we measure the degree to which the region's economy is at risk of further negative impacts as coal continues to decline.
  - Section B: Coal industry ecosystem dependence, impact, and risk.
  - Section C: Power industry ecosystem dependence, impact, and risk.
- Section D: Shift-share analysis. In this section, we conduct a shift-share analysis to decompose the changes in the coal supply chain sectors into three different components: national trend, industry-specific trend, and regional competitiveness. By decomposing growth into the three readily interpreted components, the shift-share analysis helps analyze whether a specific sector in the region experienced a faster or slower growth rate in employment than the national level and whether the differences in growth rate are due to regional competitive advantages or disadvantages.

The data we use in this section were collected from various public sources, including the US EIA, Quarterly Census of Employment and Wages (QCEW), County Business Pattern (CBP), and the US Census data.

Figure 1: The number of mines by county in Ohio in 2001, 2010, and 2020

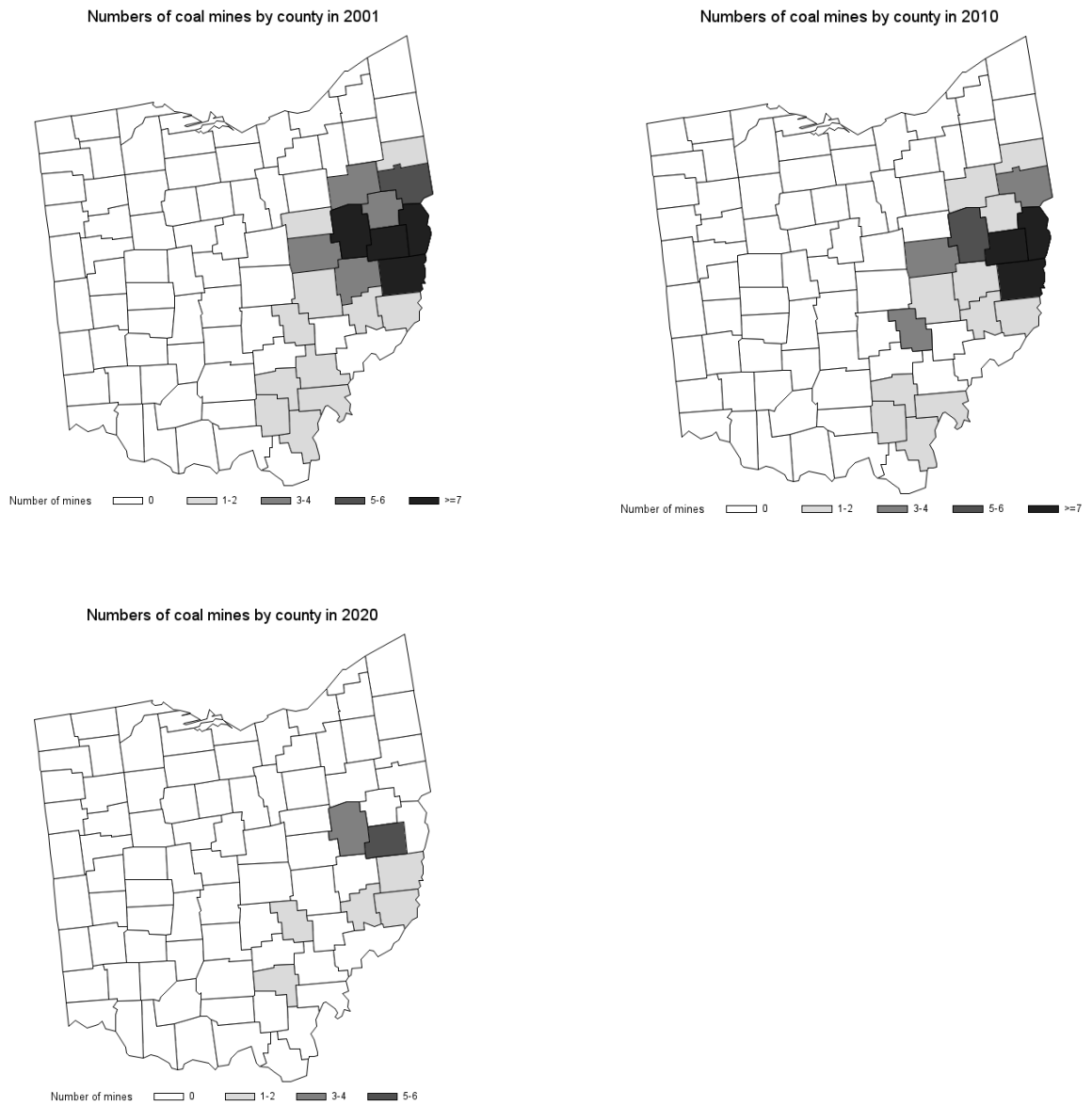


Table 1: The number of coal mines in Ohio, OMEGA, and Buckeye Hills regions 2001-2020

<b>The number of mines</b>			
<b>Year</b>	<b>Ohio</b>	<b>OMEGA</b>	<b>Buckeye Hill</b>
2001	69	51	6
2002	72	54	6
2003	66	50	5
2004	65	49	4
2005	66	49	6
2006	64	49	7
2007	68	52	8
2008	59	45	7
2009	58	43	8
2010	55	40	8
2011	58	43	8
2012	50	37	6
2013	40	28	6
2014	37	27	5
2015	33	24	5
2016	26	19	5
2017	26	17	5
2018	24	14	5
2019	21	13	5
2020	16	11	4

Figure 2: The number of mines by county in the OMEGA region in 2001, 2010, and 2020

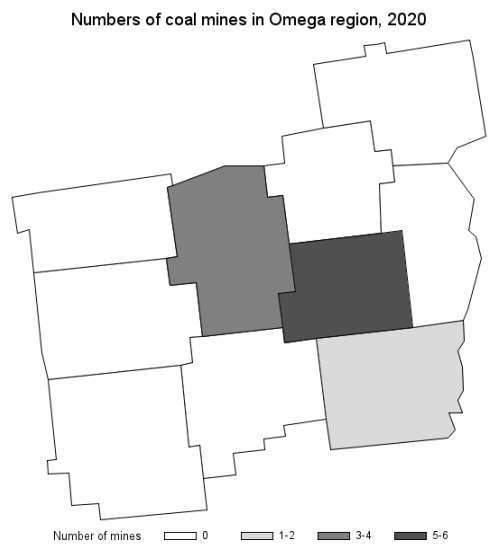
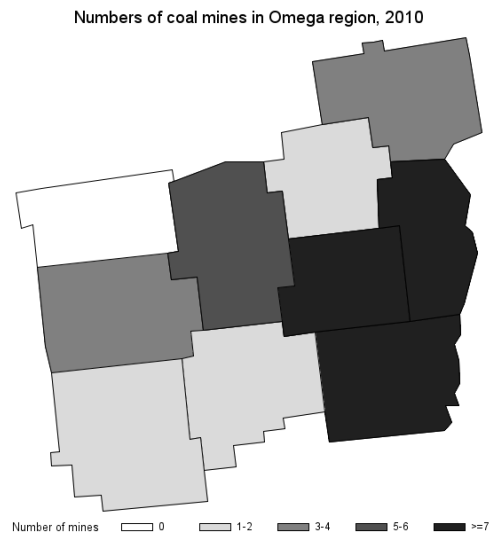
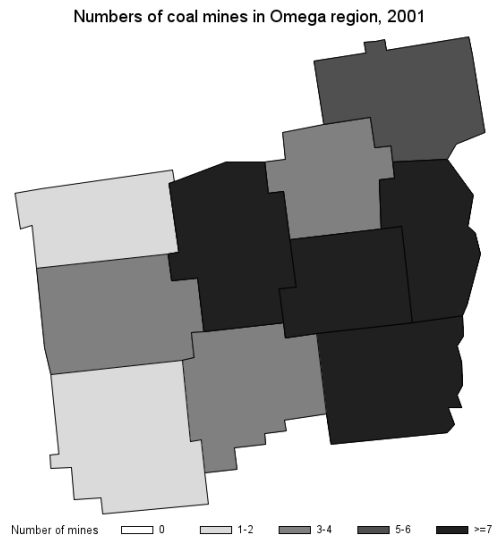


Figure 3: The number of mines by county in the Buckeye Hills region in 2001, 2010, and 2020

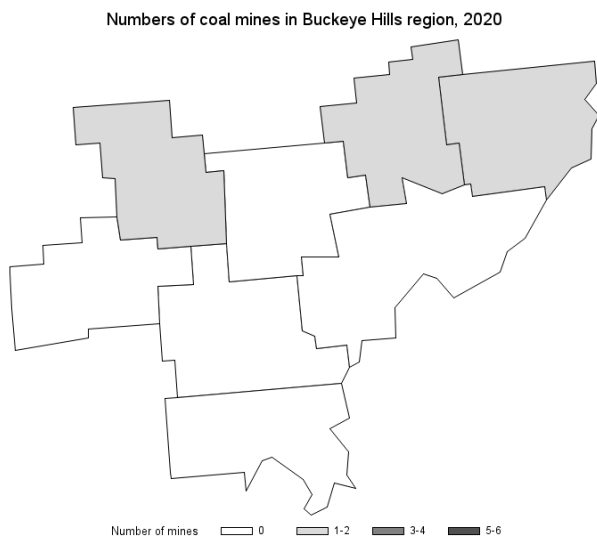
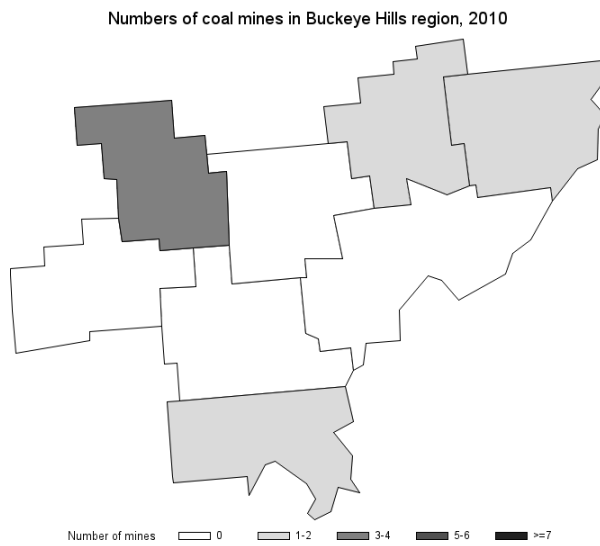
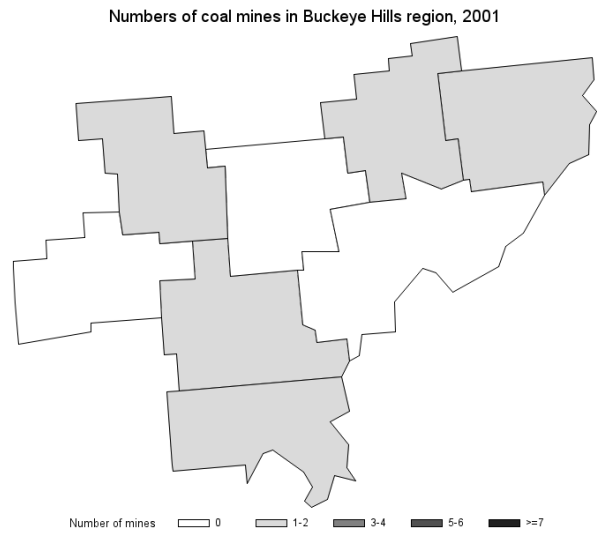


Table 2: The number of mines by county in the OMEGA region in 2001, 2010, and 2020

<b>The number of coal mines in OMEGA counties</b>			
<b>County</b>	<b>Year</b>		
	<b>2001</b>	<b>2010</b>	<b>2020</b>
Belmont	12	8	2
Carroll	3	2	0
Columbiana	5	4	0
Coshocton	3	3	0
Guernsey	3	1	0
Harrison	7	8	5
Holmes	1	0	0
Jefferson	9	7	0
Muskingum	1	1	0
Tuscarawas	8	6	4

Table 3: The number of mines by county in the Buckeye Hills region in 2001, 2010, and 2020

<b>The number of coal mines in Buckeye Hill's counties</b>			
<b>County</b>	<b>Year</b>		
	<b>2001</b>	<b>2010</b>	<b>2020</b>
Athens	1	0	0
Hocking	0	0	0
Meigs	2	2	0
Monroe	1	1	1
Morgan	0	0	0
Noble	1	2	1
Perry	1	3	2
Washington	0	0	0

Figure 4: The number of mines in OHIO, OMEGA, and Buckeye Hills regions from 2001 to 2020

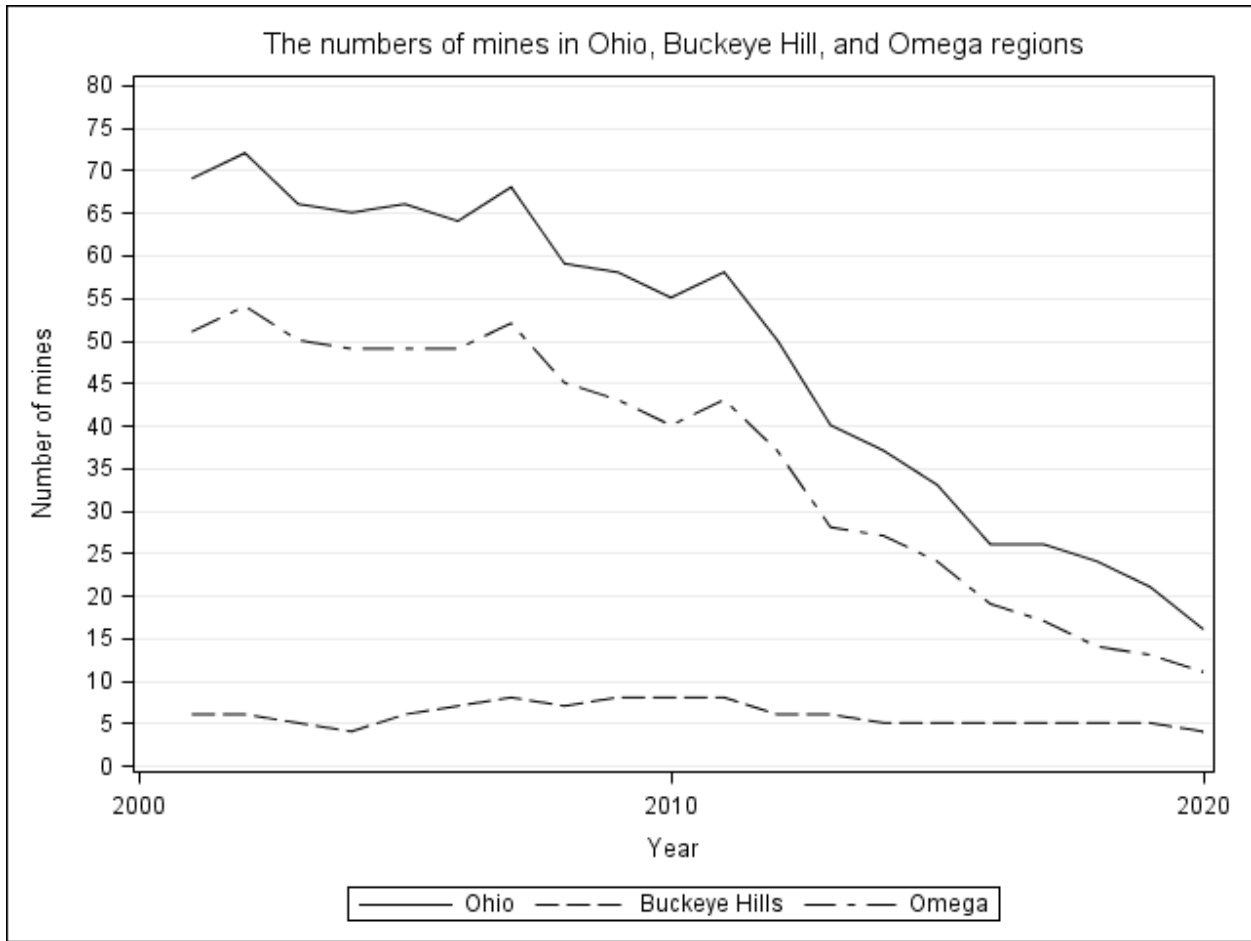




Figure 5: The number of coal mining jobs in OHIO, OMEGA, and Buckeye Hills regions from 2001 to 2020

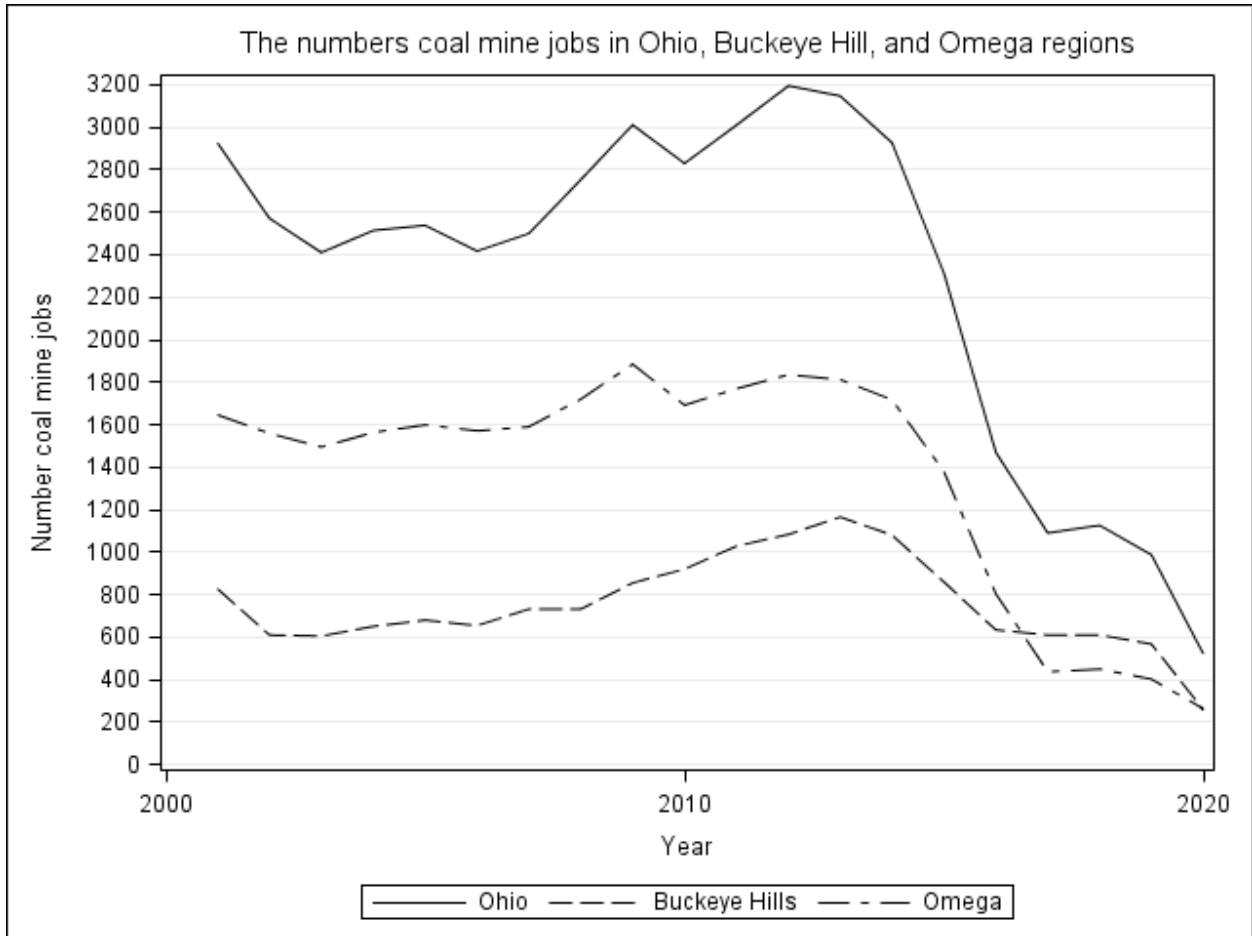


Figure 6: The number of working hours at coal mines in OHIO, OMEGA, and Buckeye Hills regions from 2001 to 2020

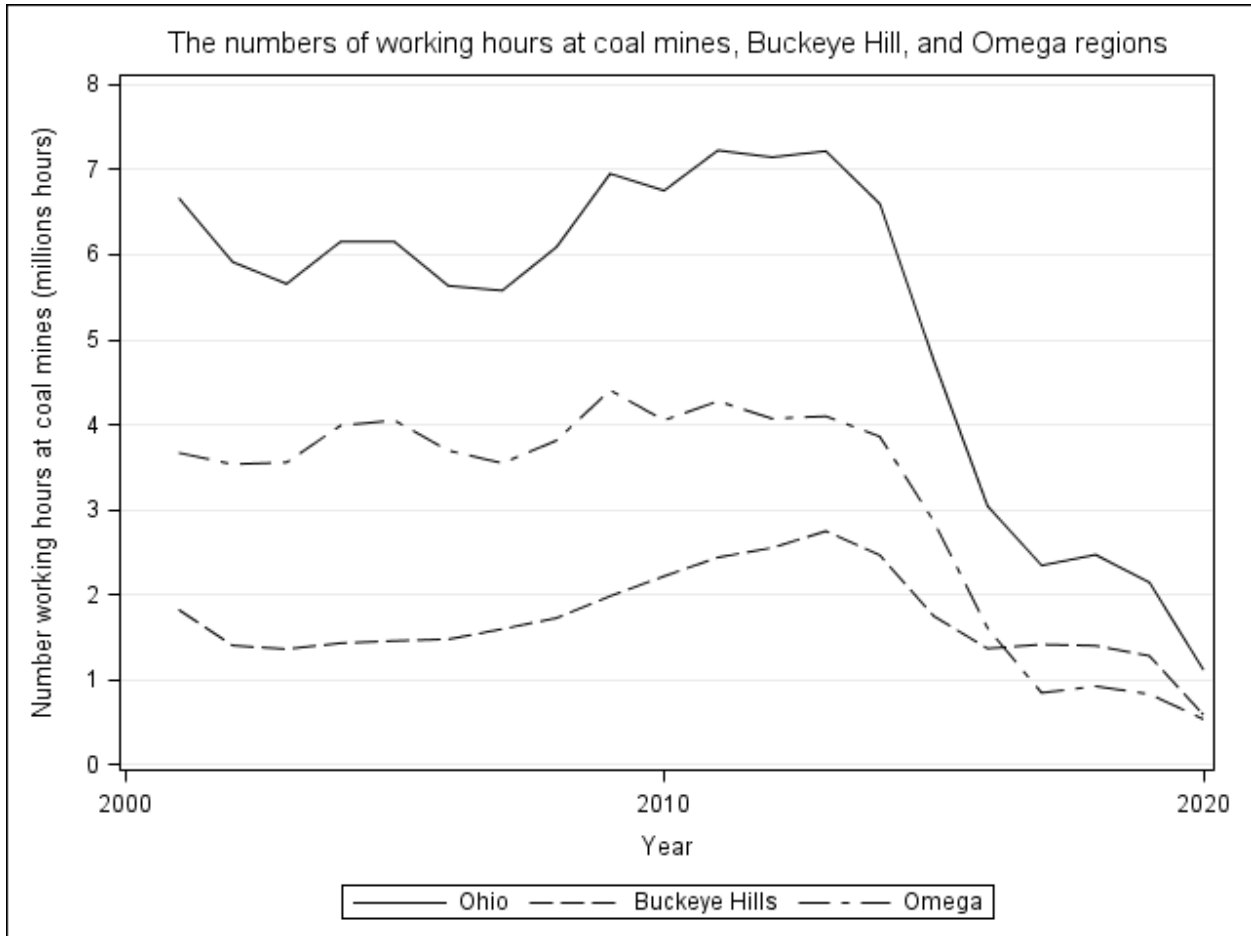


Figure 7: The average working hours per worker in OHIO, OMEGA, and Buckeye Hills regions from 2001 to 2020

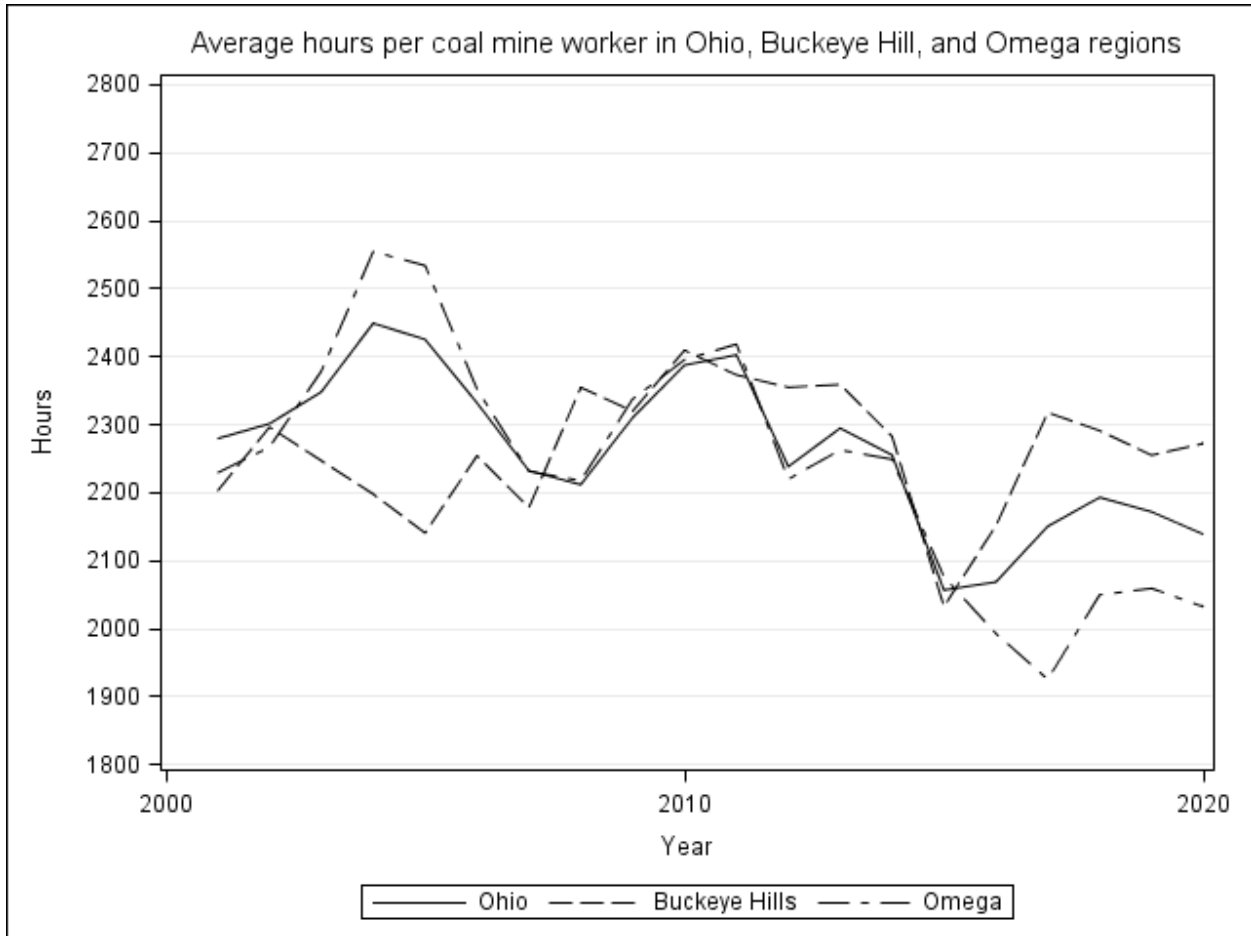
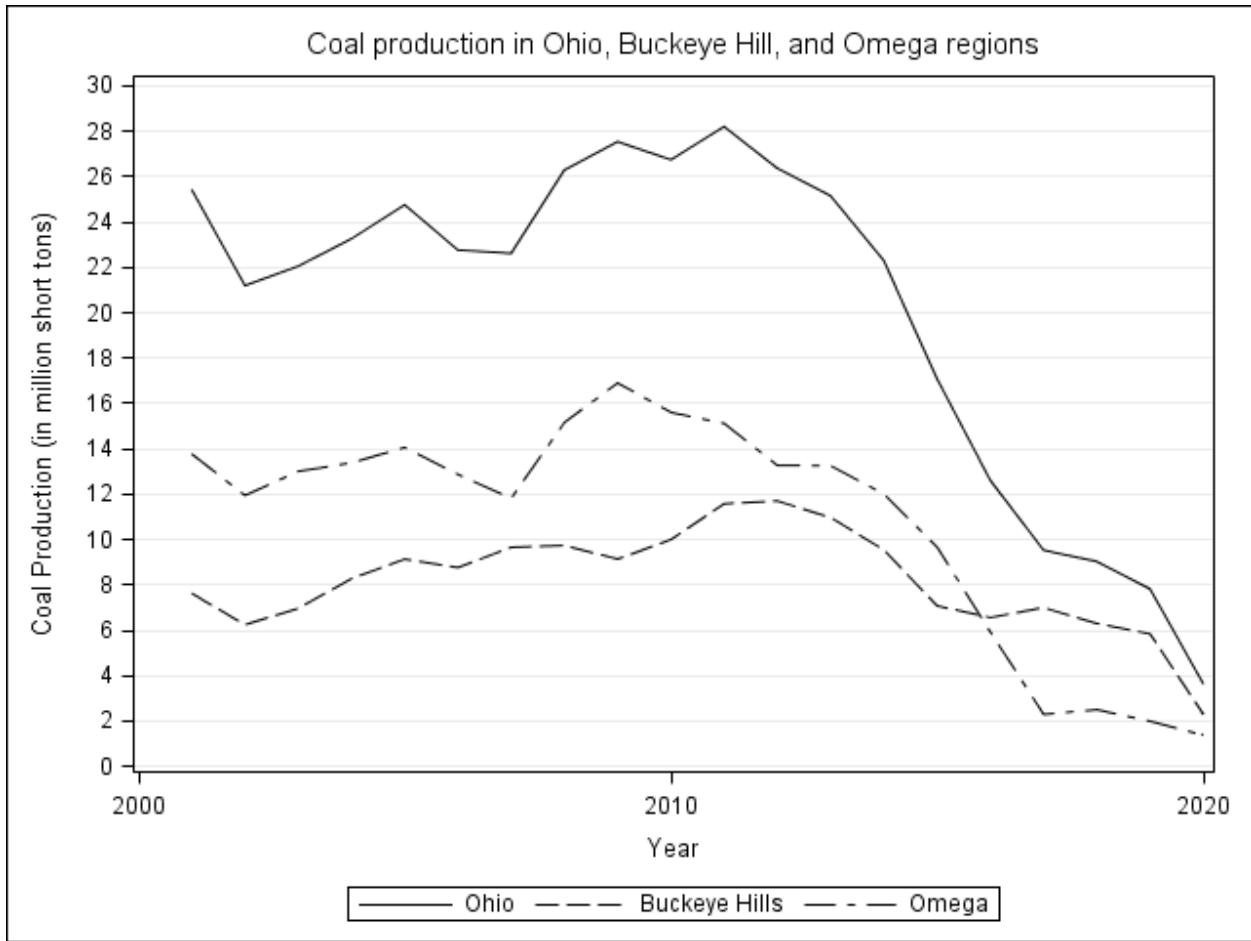


Figure 8: Coal production in OHIO, OMEGA, and Buckeye Hills regions from 2001 to 2020



## A. Changes in coal supply chain sectors from 2010 to 2019

In this section, we quantify the actual changes in the coal supply chain sectors from the OMEGA region from 2010 to 2019<sup>1</sup>. For each industry (sector) in the coal supply chain, we calculate the changes in its number of establishments, total employment, annual pay, annual taxable income, and real GDP.

### I. OMEGA REGION

In the last decade, from 2010 to 2019, there were 29 coal mines closed in the OMEGA region. In this section, we quantify the impacts of coal decline on sectors in the coal supply chain, including Mining, Utilities, Construction, Manufacturing, Wholesale Trade, Retail Trade, and Transportation.

#### **Mining**

Although 29 coal mines closed in the OMEGA region from 2010 to 2019, the number of mining establishments in the region increased by 75 from 184 businesses in 2010 to 259 firms in 2019 (Table 4), and mining employment increased by 847 jobs (Table 5). On average, mining employment in the region increased by 3% per year from 2010 to 2019. The increase in the number of mining establishments and jobs is due to the rapid rise in shale oil and gas development in the region since 2012<sup>2</sup> (Image A).

From 2010 to 2019, real GDP<sup>3</sup> from the mining industry in the OMEGA region increased by \$61.7 million, total real annual wages increased by \$75.3 million (Table 6), and real taxable annual wages increased by \$9.9 million (Table 7). The region's average real annual pay for mining jobs decreased from \$49,963 in 2010 to \$45,378 in 2019 (Figure 14).

#### **Utilities**

The number of utility establishments in the region increased from 44 firms to 52 from 2010 to 2019 (Table 4). However, on average, the utility sector's employment in the region decreased by 2.8% per year (Table 5), from 2,057 jobs in 2010 to 1,535 jobs in 2019.

Real GDP contributed to the region by the utility sector decreased by \$45 million between 2010 and 2019 (Table 8). The sector's total real annual wages and real taxable wages declined by \$36.4 million and \$6.8 million, respectively (Tables 6 and 7). Although the average annual pay for utility jobs in the region decreased from \$64,902 in 2010 to \$60,097 in 2019 (Figure 14), utility jobs remained the highest pay jobs in OMEGA coal supply chain's sectors.

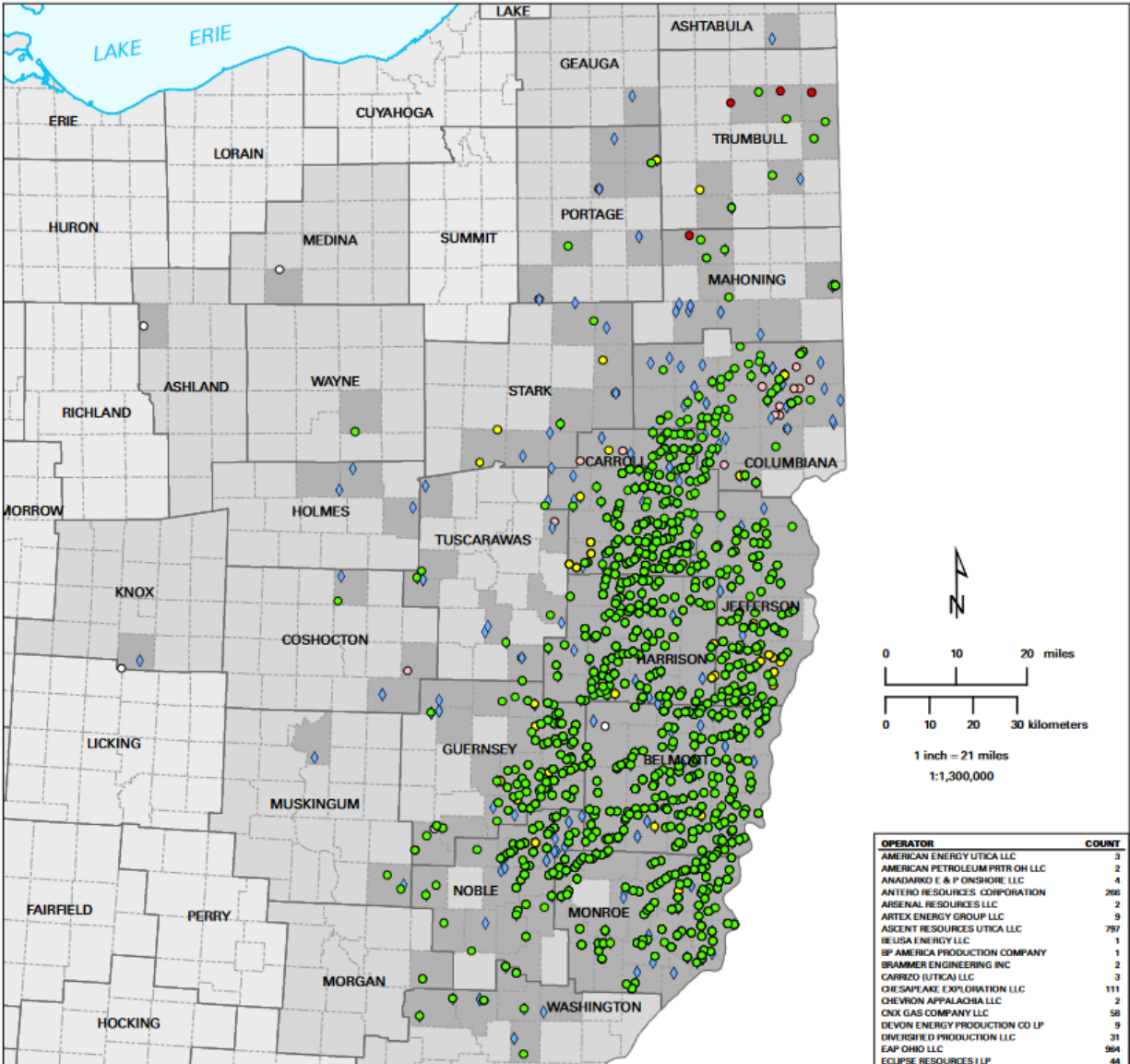
---

<sup>1</sup> We use 2019 data instead of 2020 or 2021 to avoid the negative effect of COVID-19 on employment and outputs.

<sup>2</sup> The total amount of horizontal wells drilled in the Utica/Point Pleasant shale increased from 200 in January 2012 to over 1,867 in early 2015. (Ohio Mid-Eastern Governments Association Report, 2015)

<sup>3</sup> All the Real GDP reported is in terms of 2012 dollars.

Image A: Horizontal Utica - Pt. Pleasant Well Activity in Ohio



OPERATOR	COUNT
AMERICAN ENERGY UTICA LLC	3
AMERICAN PETROLEUM PRTR OH LLC	2
ANADARKO E & P ONSHORE LLC	4
ANTERO RESOURCES CORPORATION	266
ARSENAL RESOURCES LLC	2
ARTEX ENERGY GROUP LLC	9
ASCENT RESOURCES UTICA LLC	797
BEUSA ENERGY LLC	1
BP AMERICA PRODUCTION COMPANY	1
BRAMMER ENGINEERING INC	2
CARRIZO UTICA LLC	3
CHESAPEAKE EXPLORATION LLC	111
CHEVRON APPALACHIA LLC	2
CNX GAS COMPANY LLC	58
DEVON ENERGY PRODUCTION CO LP	9
DIVERSIFIED PRODUCTION LLC	31
EAP OHIO LLC	964
ECLIPSE RESOURCES I LP	44
EM ENERGY OHIO LLC	7
ENERVEST OPERATING LLC	20
EDG RESOURCES INC	6
EDT PRODUCTION COMPANY	2
EQUINOR USA ONSHORE PROPERTIES INC	45
GEOPETRO LLC	17
GULFPORT APPALACHIA LLC	451
GULFPORT ENERGY CORPORATION	49
HALCON OPERATING COMPANY INC	4
HESS OHIO DEVELOPMENTS LLC	24
HESS OHIO RESOURCES LLC	1
HG ENERGY LLC	2
HILCORP ENERGY COMPANY	109
INR OHIO LLC	47
NORTHWOOD ENERGY CORP	6
PDC ENERGY INC	8
PIN OAK ENERGY PARTNERS LLC	33
PROTEGE ENERGY III LLC	1
R E GAS DEVELOPMENT LLC	9
RICE DRILLING O LLC	149
SIERRA RESOURCES LLC	3
STATOIL USA ONSHORE PROPERTIES INC	5
SUMMIT PETROLEUM INC	6
SWEPI LP	1
SWN Production (Ohio) LLC	215
TRAD HUNTER LLC	6
UTICA RESOURCE OPERATING LLC	45
XTO ENERGY INC	80
<b>TOTAL</b>	<b>3,660</b>



**EXPLANATION**

Horizontal well status as of 7/2/2022

- ◆ PERMITTED-(Permitted; Not Drilled; Canceled)
- DRILLED-(Drilling; Well Drilled)
- PRODUCING-(Producing; Plugged Back)
- INACTIVE-(Drilled Inactive; Shut in)
- Lost Hole or Final Restoration
- Dry and Abandoned
- Plugged and Abandoned



Well permit information from the ODNR Division of Oil and Gas Resources Management  
**Recommended citation:**  
 Ohio Department of Natural Resources, 2022, Horizontal Utica-Point Pleasant Well Activity in Ohio: Columbus, scale 1:1,300,000, revised 7/8/2022.

## **Construction**

Construction has been one of the fastest-growing sectors in the OMEGA region since 2010. From 2010 to 2019, the number of construction establishments increased by 105, from 1,258 firms in 2010 to 1,363 firms in 2019 (Table 4), which added 1,516 jobs to the sector's total employment (Table 5). On average, construction employment in the region grew by 2.2% per year from 2010 to 2019.

Real GDP contributed by the construction sector in the OMEGA region increased by \$378 million, from \$733 million in 2010 to \$1.11 billion in 2019 (Table 8). The sector's total real annual wage and real taxable wage increased by \$140.8 million and \$4.2 million, respectively. The region's annual pay for construction jobs increased from \$39,900 in 2010 to \$45,002 in 2019 (Figure 14).

## **Manufacturing**

Manufacturing is the biggest employing sector in the OMEGA region's coal supply chain. The sector's total employment grew from 30,339 jobs in 2010 to 34,061 jobs in 2019 (Table 5). The number of manufacturing establishments in the region increased from 997 firms in 2010 to 1,021 firms in 2019 (Table 4), which helped add 3,722 jobs to the sector's total employment (Table 5). On average, manufacturing employment in the region grew by 1.4% per year from 2010 to 2019.

In 2019, the sector contributed \$2.26 billion to the region's real GDP, which was \$500 million higher than its contribution to real GDP in 2010 (\$1.76 billion) (Table 8). The sector's total real annual wages increased by \$280 million, from \$1.26 billion in 2010 to \$1.54 billion in 2019 (Table 6). The sector's total real taxable wages increased by \$28.8 million, from \$307.8 million in 2010 to \$336.6 million in 2019 (Table 7). The average real annual pay for manufacturing jobs in the OMEGA region increased from \$43,177 to \$50,464 (Figure 14). The increase in real average annual pay made manufacturing jobs the second highest-paid jobs in the coal supply chain in the region.

## **Wholesale Trade**

From 2010 to 2019, the wholesale trade sector's number of establishments increased by 72, from 591 firms in 2010 to 663 firms in 2019 (Table 4). Despite the growth in the number of firms, the sector's employment decreased by 1,209 jobs, from 5,774 jobs in 2010 to 4,565 jobs in 2019. On average, the sector's employment decreased by 2.3% per year from 2010 to 2019 (Table 5).

Real GDP contributed by the sector to the OMEGA region decreased by \$20 million, from \$386 million in 2010 to \$366 million in 2019 (Table 8). The sector's total real annual wages and taxable annual wages decreased by \$9.3 million and \$15.3 million, respectively (Tables 6 and 7). The average real annual pay for wholesale trade jobs in the OMEGA region also decreased from \$37,448 in 2010 to \$32,117 in 2019 (Figure 14). The decrease in average real annual pay has made wholesale trade jobs the second-lowest paid jobs in the region's coal supply chain sectors.

## **Retail Trade**

The number of retail trade establishments in the OMEGA region decreased from 2,051 firms in 2010 to 1,892 firms in 2019 (Table 4). The sector's employment was also reduced by 131 jobs during the same period (Table 5). On average, retail trade employment decreased by 0.1% per year from 2010 to 2019 (Table 5).

Despite the decrease in the number of firms and employment from 2010 to 2019, real GDP contributed by the sector to the OMEGA region increased by \$122 million, from \$880 million in 2010 to \$1 billion in 2019 (Table 8). The sector's total real annual wages increased by \$33 million (Table 6), while its taxable

annual wages decreased by \$4.1 million (Table 7). The real average annual pay for retail jobs in the region slightly increased from \$22,042 in 2010 to \$23,385 in 2019 (Figure 14). Retail jobs remained the lowest paid in the region’s coal supply chain sectors.

### Transportation

Transportation is the fastest-growing sector in the OMEGA region’s coal supply chain sectors. The number of establishments grew by 115, from 440 firms in 2010 to 555 firms in 2019 (Table 4). The sector’s employment increased from 5,234 jobs in 2010 to 8,027 jobs in 2019 (Table 5). On average, regional transportation employment grew by 5.9% per year (Table 5).

Real GDP contributed by the transportation sector to the region increased by more than 60% (\$278 million) between 2010 and 2019, from \$457 million in 2010 to \$736 million in 2019 (Table 8). The sector’s total real annual wages and taxable annual wages increased by \$152 million and \$24.3 million, respectively. Average real annual pay for transportation jobs in the OMEGA region increased significantly from \$31,467 in 2010 to \$40,635 in 2019.

Table 4: Change in the number of establishments in the coal supply chain sectors 2010-2019 in the OMEGA region.

Industry Code	Industry Name	Number of establishments in 2010	Number of establishments in 2019	Change in the number of establishments
21	Mining	184	259	75
22	Utilities	44	52	8
23	Construction	1258	1363	105
31-33	Manufacturing	997	1021	24
42	Wholesale trade	591	663	72
44-45	Retail trade	2051	1892	-159
48-49	Transportation	440	555	115

Table 5: Change in the coal supply chain sectors’ employment 2010-2019 in the OMEGA region.

Industry Code	Industry Name	Employment in 2010	Employment in 2019	Change in Employment	Compound Annual Rate of Change (%)
21	Mining	3161	4008	847	3.0
22	Utilities	2057	1535	-522	-2.8
23	Construction	7504	9020	1516	2.2
31-33	Manufacturing	30339	34061	3722	1.4
42	Wholesale trade	5774	4565	-1209	-2.3
44-45	Retail trade	25859	25728	-131	-0.1
48-49	Transportation	5234	8027	2793	5.9



Table 6: Change in the coal supply chain sectors' total real annual wages 2010-2019 in the OMEGA region.

Industry Code	Industry Name	Total real annual wages in 2010	Total real annual wages in 2019	Change in real annual wages
21	Mining	\$213,214,010	\$288,519,429	\$75,305,418
22	Utilities	\$183,363,104	\$146,962,889	-\$36,400,215
23	Construction	\$303,147,441	\$443,972,174	\$140,824,733
31-33	Manufacturing	\$1,268,155,276	\$1,548,415,970	\$280,260,694
42	Wholesale trade	\$221,045,909	\$211,659,961	-\$9,385,948
44-45	Retail trade	\$578,331,871	\$611,932,567	\$33,600,696
48-49	Transportation	\$204,088,052	\$355,750,563	\$151,662,510

Table 7: Change in the coal supply chain sectors' total real taxable annual wages 2010-2019 in the OMEGA region.

Industry Code	Industry Name	Real taxable annual wages in 2010	Real taxable annual wages in 2019	Change in real taxable annual wages
21	Mining	\$36,171,680	\$46,109,269	\$9,937,589
22	Utilities	\$21,174,467	\$14,346,375	-\$6,828,092
23	Construction	\$98,345,431	\$102,513,583	\$4,168,153
31-33	Manufacturing	\$307,813,021	\$336,622,935	\$28,809,914
42	Wholesale trade	\$59,289,064	\$43,959,388	-\$15,329,677
44-45	Retail trade	\$228,997,856	\$224,869,391	-\$4,128,466
48-49	Transportation	\$67,300,789	\$91,602,529	\$24,301,740

Table 8: Change in the coal supply chain sectors' real GDP 2010-2019 in the OMEGA region.

Industry Code	Industry Name	Real GDP in 2010	Real GDP in 2019	Change in Real GDP
21	Mining	\$306,819,000	\$368,551,000	\$61,733,000
22	Utilities	\$262,631,000	\$217,540,000	-\$45,091,000
23	Construction	\$732,739,000	\$1,111,423,000	\$378,684,000
31-33	Manufacturing	\$1,759,663,000	\$2,260,438,000	\$500,775,000
42	Wholesale trade	\$386,498,000	\$366,535,000	-\$19,963,000
44-45	Retail trade	\$880,109,000	\$1,002,286,000	\$122,177,000
48-49	Transportation	\$457,855,000	\$736,581,000	\$278,726,000

Figure 12: Annual Real GDP for coal supply chain industries in the OMEGA region.

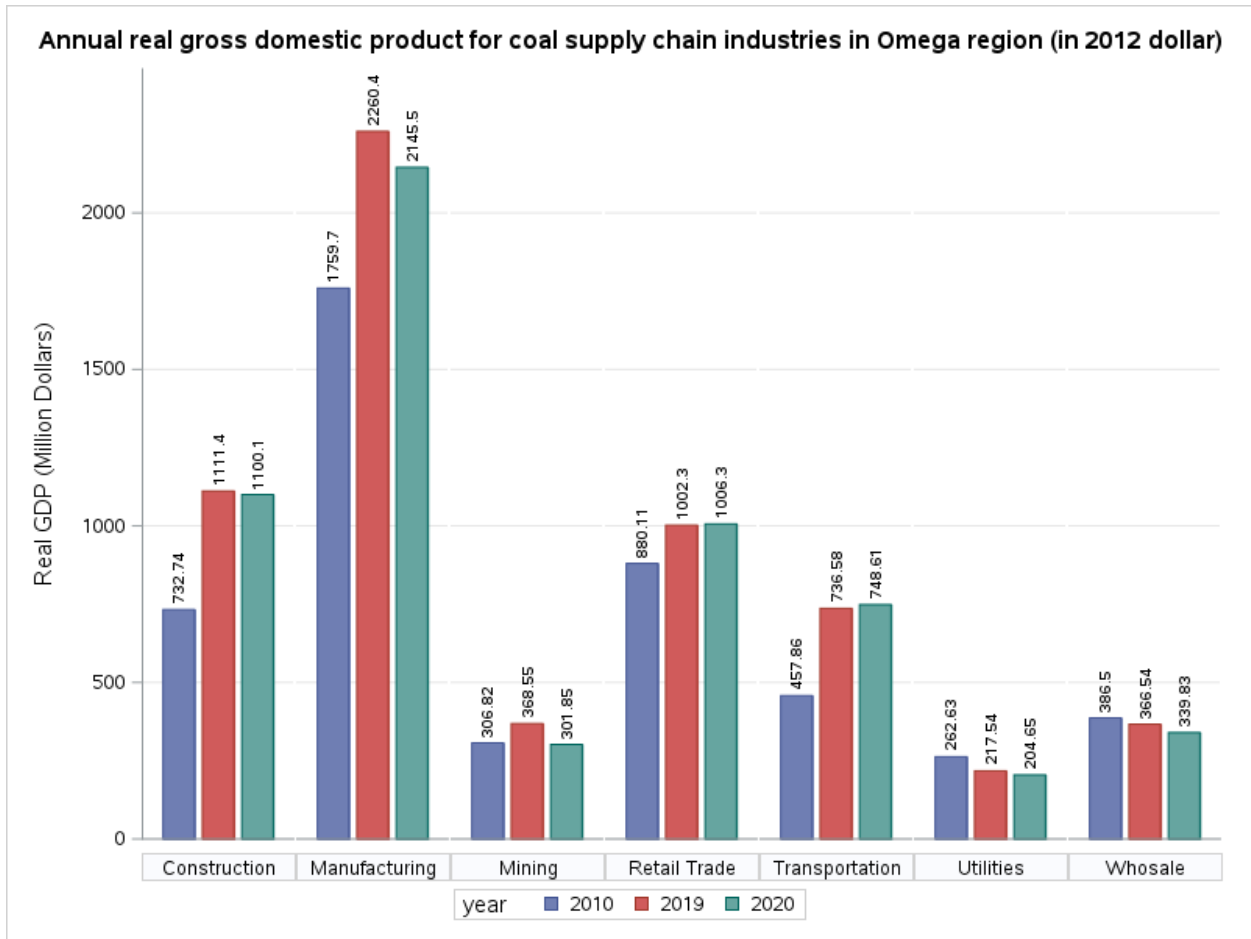


Figure 13: Annual employment for coal supply chain industries in the OMEGA region.

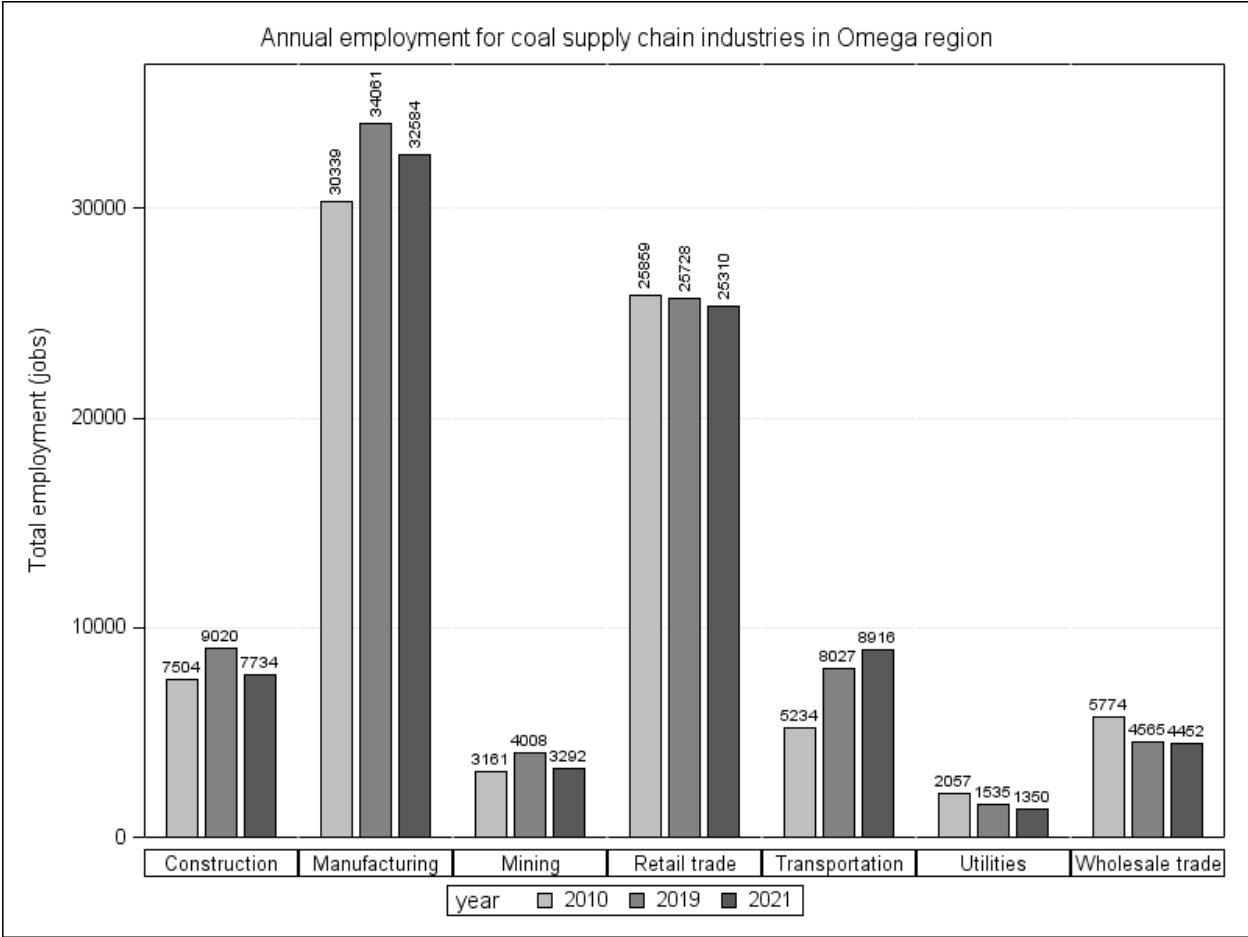


Figure 14: The OMEGA region's average real annual pay in the coal supply chain industries.

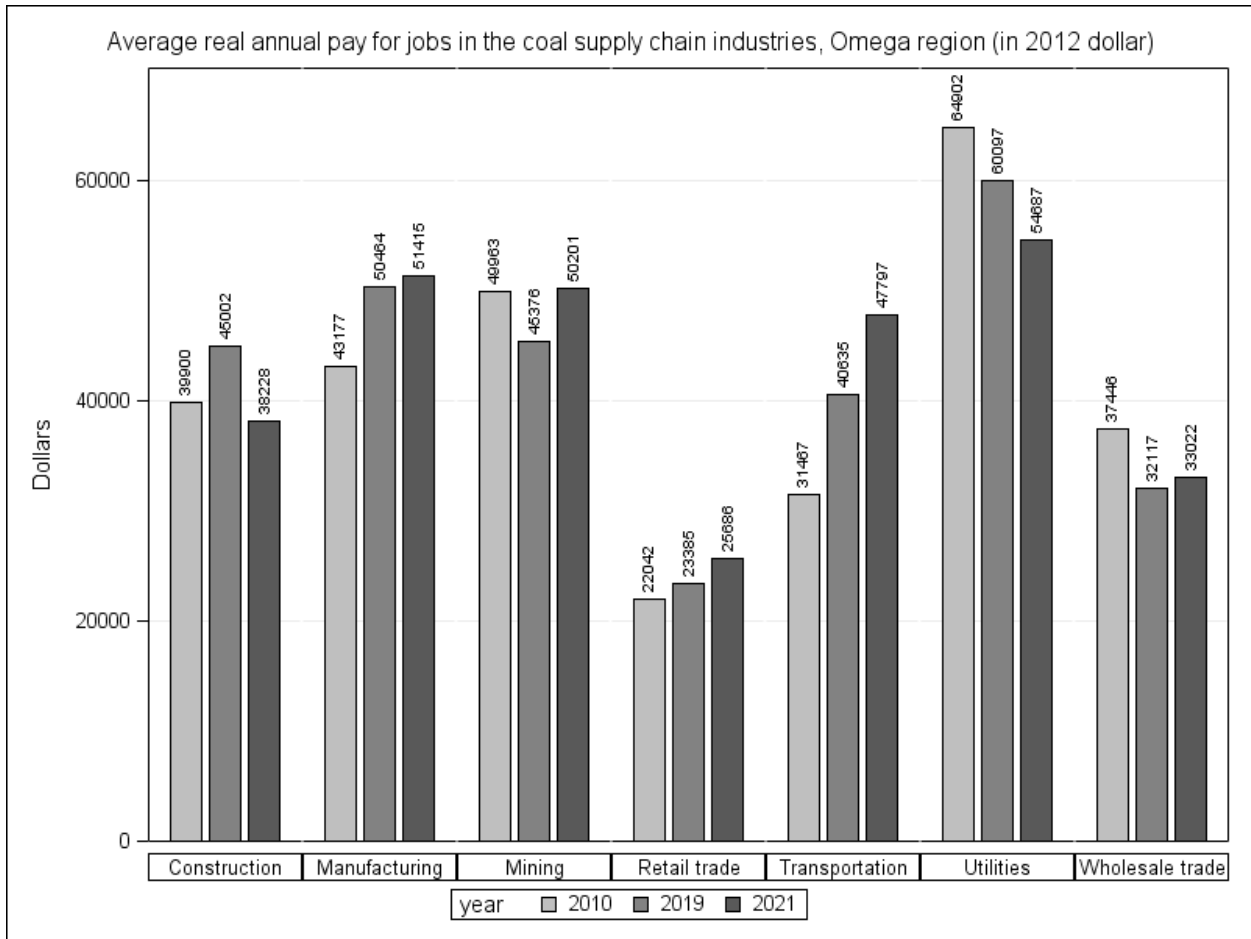
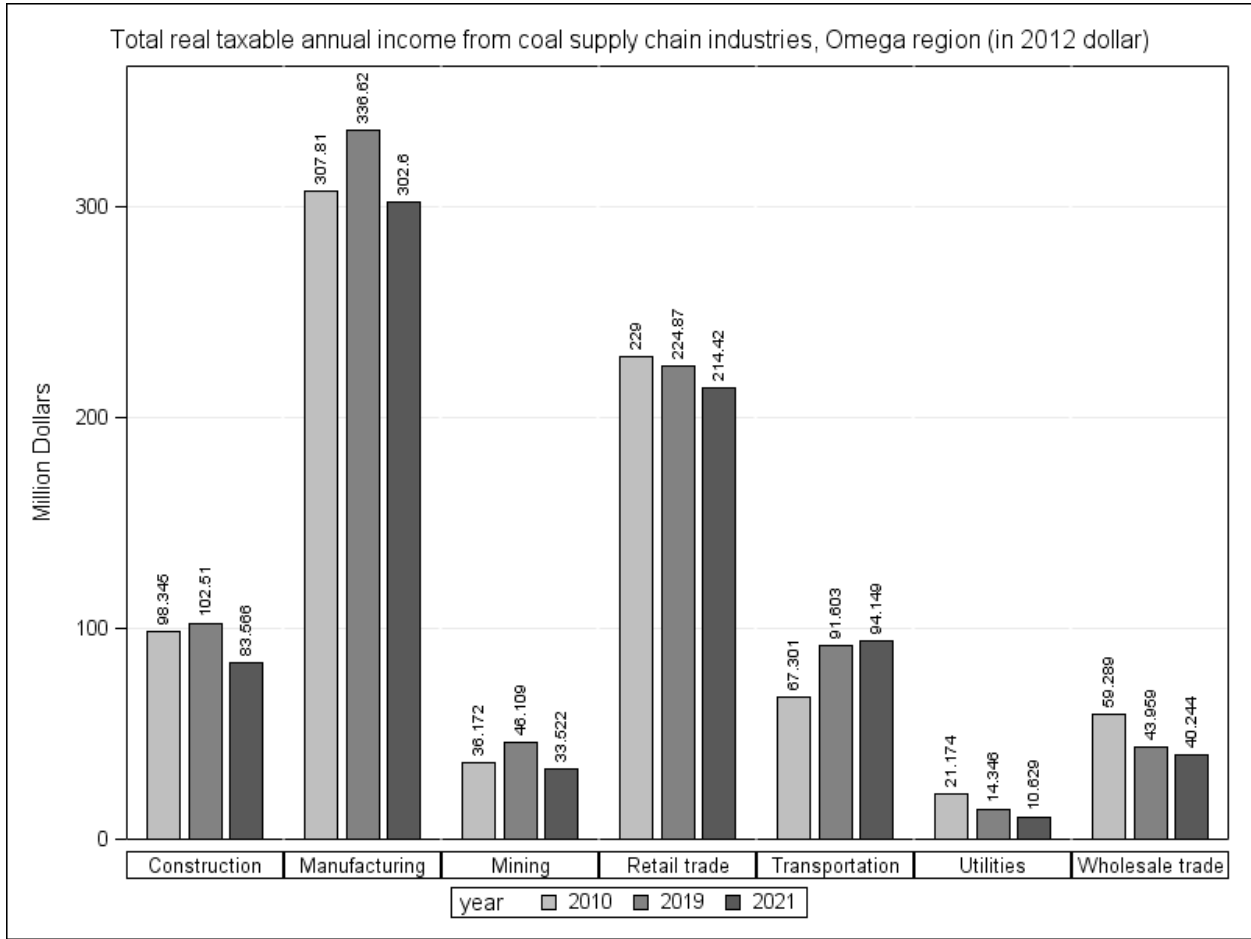


Figure 15: The OMEGA region’s total real taxable annual income from the coal supply chain industry



## **II. BUCKEYE HILLS REGION**

From 2010 to 2019, 4 coal mines closed in the OMEGA region. In this section, we quantify the impacts of coal decline on sectors in the coal supply chain, including Mining, Utilities, Construction, Manufacturing, Wholesale Trade, Retail Trade, and Transportation.

### **Mining**

Although 4 coal mines closed in the Buckeye Hills region from 2010 to 2019, the number of mining establishments increased by 2 from 117 businesses in 2010 to 119 firms in 2019 (Table 13), and mining employment increased by 19 jobs (Table 14). The increase in the number of mining establishments and jobs is due to the rapid rise in shale oil and gas development in the region since 2012 (Image A).

From 2010 to 2019, real GDP from the mining industry in the Buckeye Hills region increased by \$10.4 million (table 17), total real annual wages increased by \$18.5 million (Table 15), and real taxable annual wages decreased by \$617,899 (Table 16). The average annual pay for mining jobs in the region increased from \$34,352 in 2010 to \$41,225 in 2019.

### **Utilities**

The number of utility establishments in the region decreased from 39 firms to 37 firms during the period from 2010 to 2019 (Table 13). On average, the utility sector's employment in the region decreased by 5% per year (Table 14), from 536 jobs in 2010 to 295 jobs in 2019.

Real GDP contributed to the region by the utility sector decreased by \$27.8 million between 2010 and 2019 (Table 17). The sector's total real annual and taxable wages declined by \$21.5 million and \$2.7 million, respectively (Tables 15 and 16). The average annual pay for utility jobs in the region decreased from \$44,091 in 2010 to \$37,271 in 2019 (Figure 19).

### **Construction**

Construction has been the fastest-growing sector in terms of employment in the Buckeye Hills region since 2010. Although from 2010 to 2019, the number of construction establishments decreased by 6, from 425 firms in 2010 to 419 firms in 2019 (Table 13), the total number of construction jobs in the region increased by 3.1% annually from 2,463 jobs in 2010 to 3,150 jobs in 2019 (Table 14).

Real GDP contributed by the construction sector in the Buckeye Hills region increased by \$176.8 million, from \$249.3 million in 2010 to \$426.1 million in 2019 (Table 17). The sector's total real annual wage and real taxable wage increased by \$63.3 million and \$10.8 million, respectively (Tables 15 and 16). The region's annual pay for construction jobs increased from \$43,153 in 2010 to \$51,007 in 2019 (Figure 19). The increase in annual pay made construction jobs the highest-paid jobs in the Buckeye Hills coal supply chain's sectors.

### **Manufacturing**

Manufacturing is the biggest employment sector in the Buckeye Hills region's coal supply chain. The sector's total employment decreased by 368 jobs, from 6,805 jobs in 2010 to 6,437 jobs in 2019 (Table 14). The number of manufacturing establishments in the region decreased from 213 firms in 2010 to 171 firms in 2019 (Table 13), which explains the loss in the sector's total employment (Table 14). On average, manufacturing employment in the region declined by 0.6% per year from 2010 to 2019.

In 2019, the sector contributed \$496 million to the region's real GDP, \$28.4 million higher than its contribution to real GDP in 2010 (\$467.6 billion) (Table 17). The sector's total real annual wages decreased by \$17.4 million, from \$355.4 million in 2010 to \$338 million in 2019 (Table 15). The sector's total real taxable wages decreased by \$8.9 million, from \$69.3 million in 2010 to \$60.4 million in 2019 (Table 16). The average real annual pay for manufacturing jobs in the Buckeye Hills region decreased from \$45,101 in 2010 to \$39,456 in 2019 (Figure 19).

### **Wholesale Trade**

From 2010 to 2019, the wholesale trade sector's number of establishments increased by 8, from 141 firms in 2010 to 149 firms in 2019 (Table 13), which helped to add 36 jobs to the sector's total employment, from 1,172 jobs in 2010 to 1,208 jobs in 2019. On average, the sector's employment decreased by 0.3% per year from 2010 to 2019 (Table 14).

Real GDP contributed by the sector to the Buckeye Hills region increased by \$42.6 million, from \$85 million in 2010 to \$127.6 million in 2019 (Table 17). The sector's total real annual wages and taxable annual wages increased by \$7.2 million (Table 15). The average real annual pay for wholesale trade jobs in the Buckeye Hills region decreased from \$42,578 in 2010 to \$37,230 in 2019 (Figure 19).

### **Retail Trade**

The number of retail trade establishments in the Buckeye Hills region decreased from 537 firms in 2010 to 521 firms in 2019 (Table 13). Despite the number of firms reduced, the sector's employment grew by 190 jobs during the same period (Table 14). On average, retail trade employment increased by 0.6% per year from 2010 to 2019 (Table 14).

Despite the decrease in the number of firms from 2010 to 2019, real GDP contributed by the sector to the Buckeye Hills region increased by \$24.5 million, from \$275.6 million in 2010 to \$300.1 million in 2019 (Table 17). The sector's total real annual wages increased by \$13.3 million (Table 15), and its taxable annual wages increased by \$1.2 million (Table 16). The real average annual pay for retail jobs in the region slightly increased from \$19,639 in 2010 to \$21,862 in 2019 (Figure 19). Retail jobs remained the lowest paid in the region's coal supply chain sectors.

### **Transportation**

Transportation is the second fastest-growing sector in the Buckeye Hills coal supply chain sectors. The number of establishments grew by 30, from 118 firms in 2010 to 148 firms in 2019 (Table 13). The sector's employment increased from 1,221 jobs in 2010 to 1,497 jobs in 2019 (Table 14). On average, regional transportation employment grew by 2.5% per year (Table 14).

Real GDP contributed by the transportation sector to the region increased by 29% (\$40.9 million) between 2010 and 2019, from \$121.2 million in 2010 to \$162.1 million in 2019 (Table 17). The sector's total real annual wages and taxable annual wages increased by \$20.7 million and \$3.1 million, respectively (Tables 15 and 16). Transportation jobs are the second-lowest paid jobs in the region's coal supply chain sectors. The average real annual pay for transportation jobs in the Buckeye Hills region remained stable (\$24,756 in 2010 and \$24,550 in 2019).

Table 13: Change in the number of establishments in the coal supply chain sectors 2010-2019 in the Buckeye Hills region.

Industry Code	Industry Name	Number of establishments in 2010	Number of establishments in 2019	Change in the number of establishments
21	Mining	117	119	2
22	Utilities	39	37	-2
23	Construction	425	419	-6
31-33	Manufacturing	213	171	-42
42	Wholesale trade	141	149	8
44-45	Retail trade	537	521	-16
48-49	Transportation	118	148	30

Table 14: Change in the coal supply chain sectors' employment 2010-2019 in the Buckeye Hills region.

Industry Code	Industry Name	Employment in 2010	Employment in 2019	Change in Employment	Percent change in Employment (%)
21	Mining	941	960	19	0.2
22	Utilities	536	295	-241	-5.0
23	Construction	2463	3150	687	3.1
31-33	Manufacturing	6805	6437	-368	-0.6
42	Wholesale trade	1172	1208	36	0.3
44-45	Retail trade	5710	6000	290	0.6
48-49	Transportation	1221	1497	276	2.5

Table 15: Change in the coal supply chain sectors' total real annual wages 2010-2019 in the Buckeye Hills region.

Industry Code	Industry Name	Total real annual wages in 2010	Total real annual wages in 2019	Change in total real annual wages
21	Mining	\$43,411,458	\$61,951,176	\$18,539,718
22	Utilities	\$47,511,012	\$25,943,717	-\$21,567,295
23	Construction	\$117,548,631	\$180,866,144	\$63,317,514
31-33	Manufacturing	\$355,442,438	\$338,074,141	-\$17,368,297
42	Wholesale trade	\$46,291,321	\$53,532,339	\$7,241,018
44-45	Retail trade	\$121,515,191	\$134,875,264	\$13,360,073
48-49	Transportation	\$48,302,001	\$69,037,384	\$20,735,383



Table 16: Change in the coal supply chain sectors' total real taxable annual wages 2010-2019 in the Buckeye Hills region.

Industry Code	Industry Name	Real taxable annual wages in 2010	Real taxable annual wages in 2019	Change in real taxable annual wages
21	Mining	\$10,848,157	\$10,230,258	-\$617,899
22	Utilities	\$5,418,186	\$2,682,152	-\$2,736,034
23	Construction	\$33,155,439	\$43,953,344	\$10,797,905
31-33	Manufacturing	\$69,356,685	\$60,414,111	-\$8,942,574
42	Wholesale trade	\$11,807,545	\$11,454,781	-\$352,764
44-45	Retail trade	\$51,425,739	\$52,606,149	\$1,180,410
48-49	Transportation	\$13,931,536	\$17,045,289	\$3,113,753

Table 17: Change in the coal supply chain sectors' real GDP 2010-2019 in the Buckeye Hills region.

Industry Code	Industry Name	Real GDP in 2010	Real GDP in 2019	Change in Real GDP
21	Mining	\$75,791,000	\$86,206,000	\$10,415,000
22	Utilities	\$77,142,000	\$49,323,000	-\$27,819,000
23	Construction	\$249,304,000	\$426,149,000	\$176,846,000
31-33	Manufacturing	\$467,596,000	\$496,072,000	\$28,477,000
42	Wholesale trade	\$84,967,000	\$127,642,000	\$42,675,000
44-45	Retail trade	\$275,651,000	\$300,135,000	\$24,484,000
48-49	Transportation	\$121,263,000	\$162,175,000	\$40,912,000

Figure 17: Annual Real GDP for coal supply chain industries in the Buckeye Hills region.

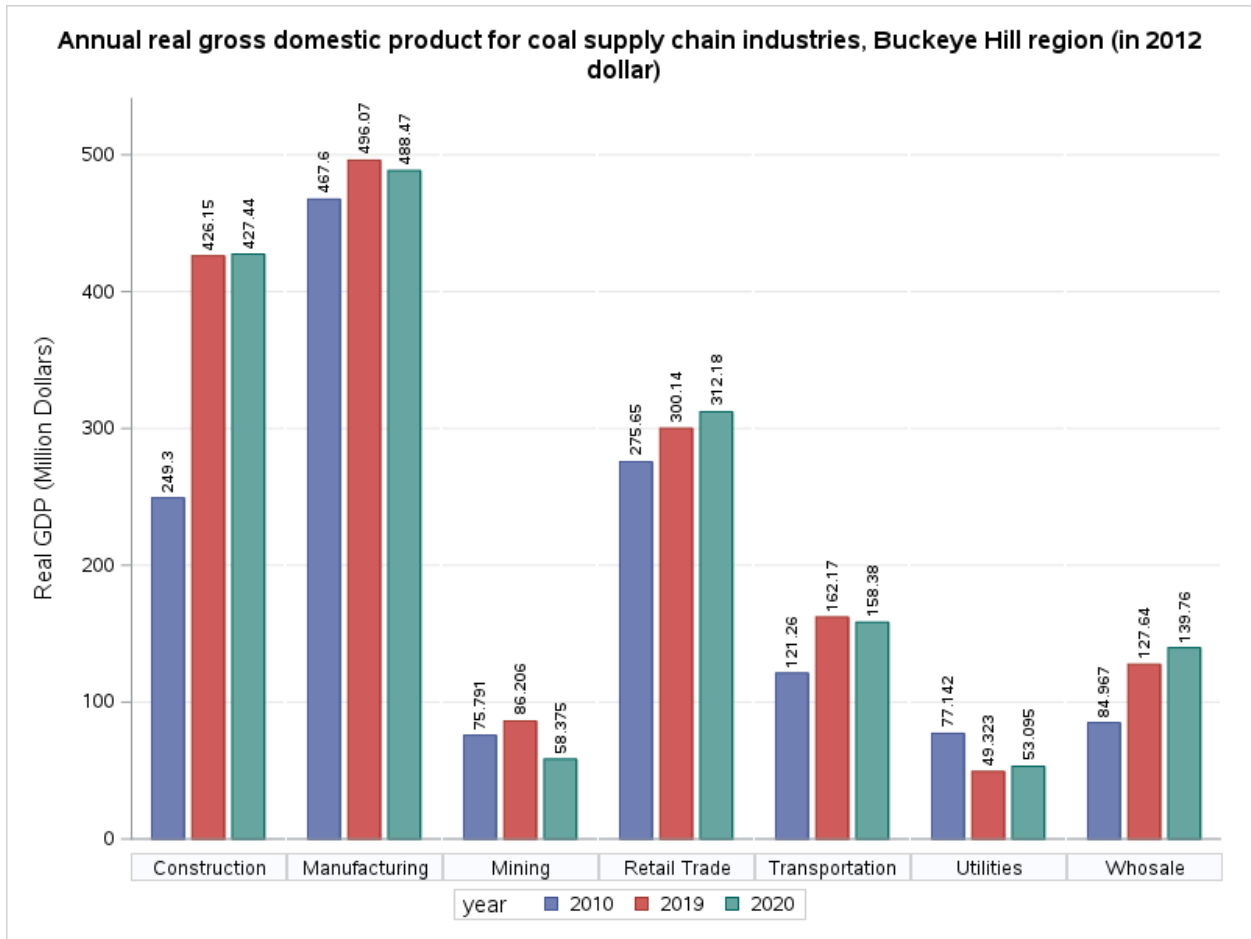


Figure 18: Annual employment for coal supply chain industries in the Buckeye Hills region.

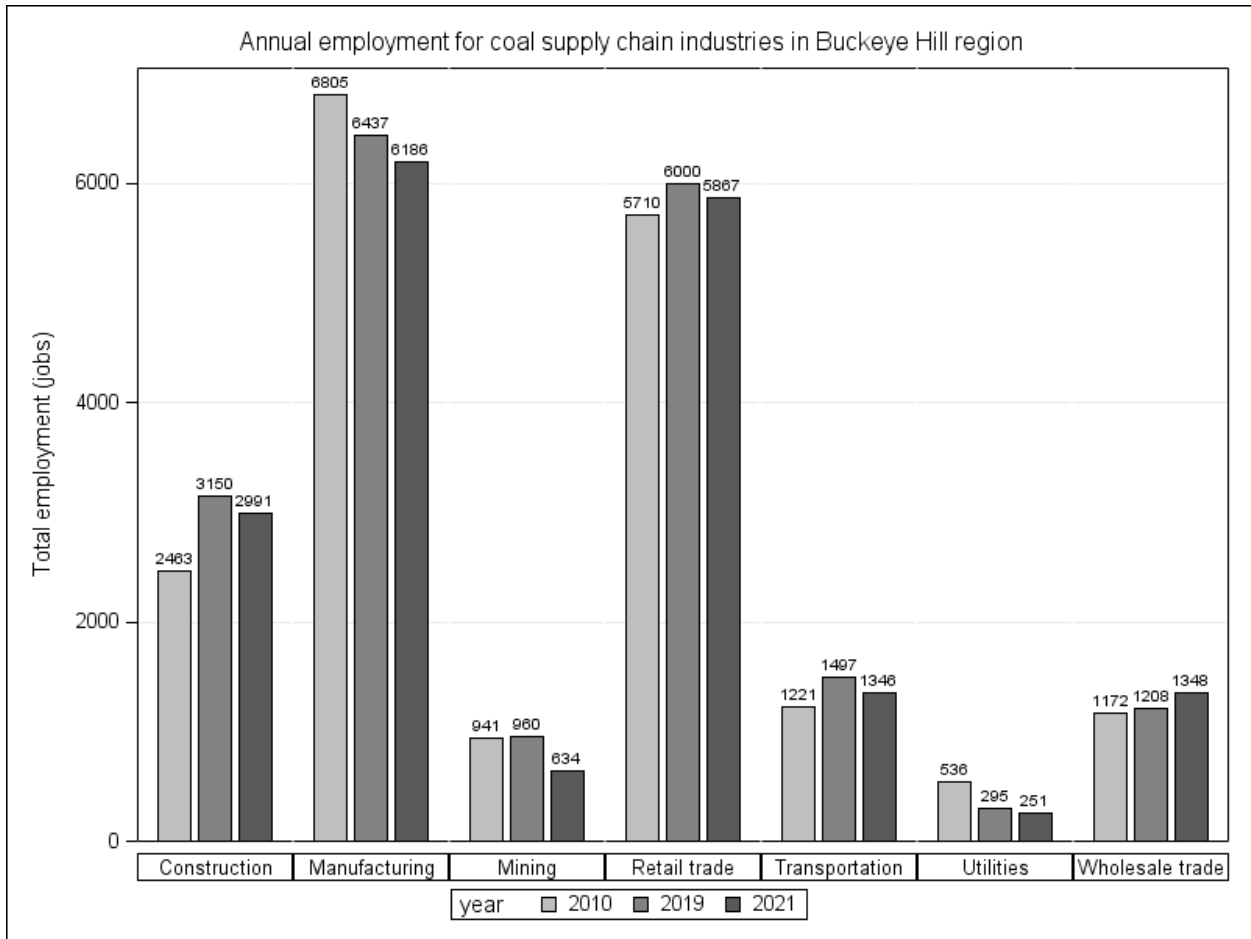


Figure 19: The Buckeye Hills region's average real annual pay in the coal supply chain industries.

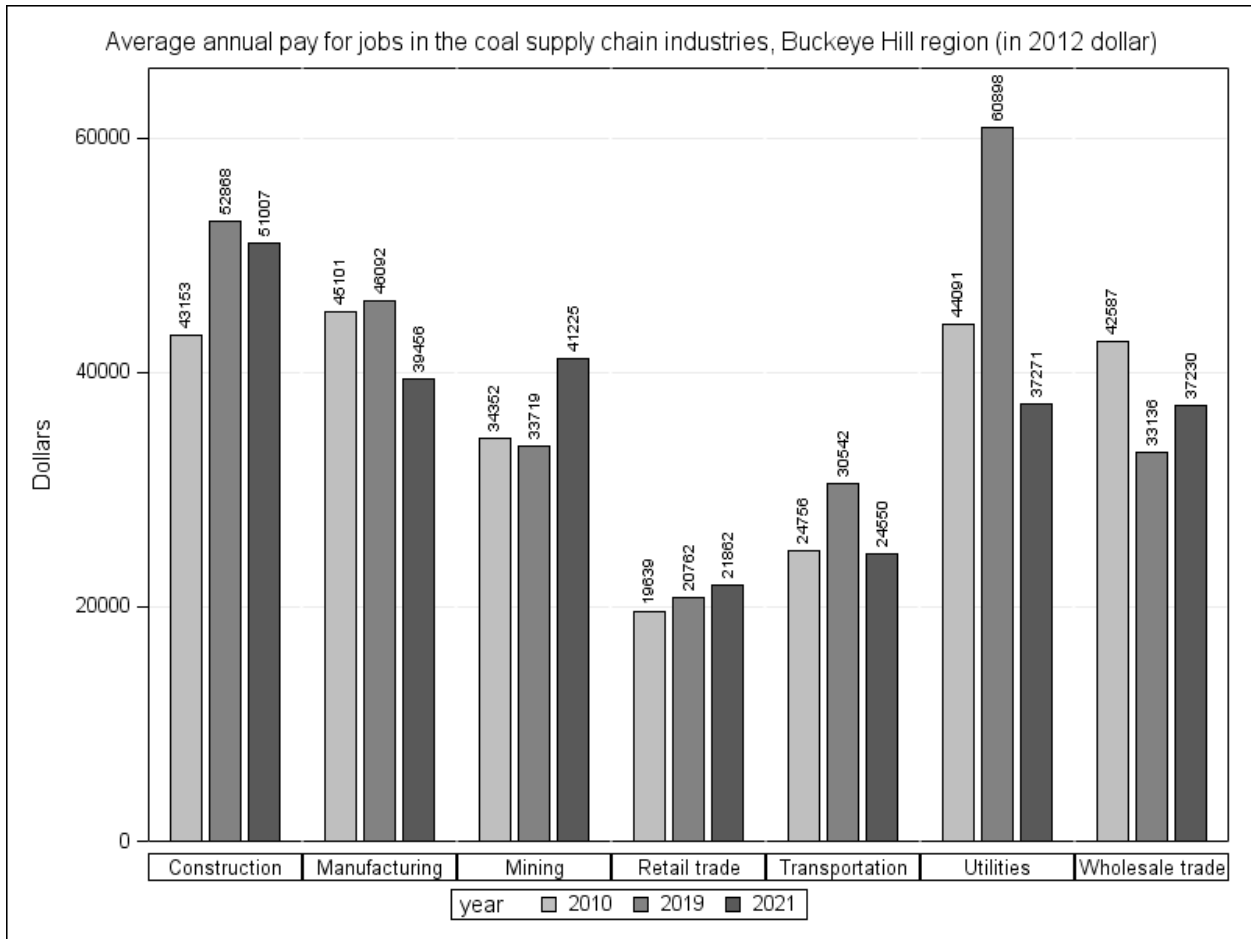
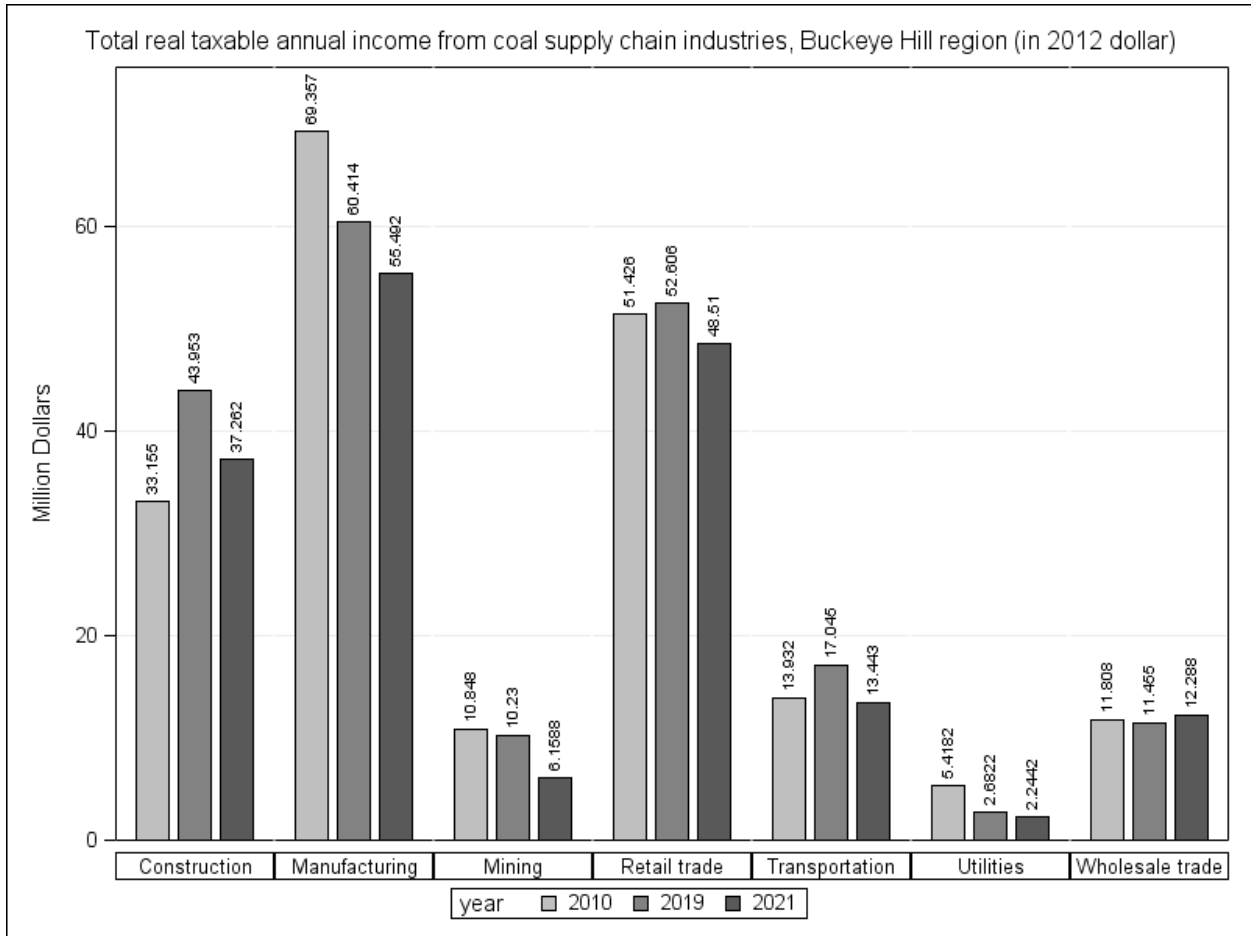


Figure 20: The Buckeye Hills region’s total real taxable annual income from the coal supply chain industry



## B. Coal Industry Ecosystem’s Dependence, Impacts, and Risks

The coal mining industry relies on other industries for materials and supplies, called first-order suppliers. To produce materials and supplies for the coal mining industry, these first-order suppliers rely on their suppliers, second-order suppliers. These second-order suppliers consume inputs from third-order suppliers, and so on. These suppliers are called the upstream suppliers. On the downstream side, we have industries that purchase coal and coal products to operate. The network of all industries and businesses directly and indirectly involved in the production and distribution of coal makes up the coal supply chain. This supply chain includes firms in mining, utilities, manufacturing, wholesale trade, retail trade, and transportation.

The decline in the coal mining industry has affected the coal supply chain industries. These impacts differ from industry to industry and from region to region because of the nature of the coal industry ecosystem (CIE) - a complex resource–environment–economy–society ecosystem. Although all the counties in the coal industry ecosystem experienced negative impacts from coal mines’ closure, they face different risks of further effects depending on how much their economy relies on coal, how productive their coal mines are, and the size of the impacts they have already observed. To help understand how the decline in coal has impacted different regions and industries in the coal industry ecosystem, Jackson and Jarosi (2018) define the three critical dimensions of the coal industry ecosystem: CIE dependence, CIE impact, and CIE risk.

**The CIE County dependence score** measures a county’s dependence on the coal industry. The score is calculated by dividing the sum of all the coal-supply-chain-oriented workers over all industries by the county’s total workers. The CIE County dependence score lies between 1% and 100%. Counties with high CIE county dependence scores heavily depend on the coal supply chain industries (Jackson and Jarosi, 2018).

Figure 1 shows the county level of coal dependence for the counties in the OMEGA region in 2005 and 2015. All the counties in the OMEGA region are highly dependent on coal supply chain industries except for Muskingum County. The region’s level of dependence on coal has not changed during the period from 2005 to 2015. Figure 2 shows the level of coal dependence for the counties in the Buckeye Hills region in 2005 and 2015. Similar to the OMEGA region, most of the counties in the Buckeye Hills region are highly coal-dependent, except for Hocking County. Morgan County was not highly dependent on coal in 2005. However, the county became more coal-dependent in 2015.

**Table 1: OMEGA Region Counties’ CIE Dependence Scores**

County	Global Dependence	Local Dependence
Belmont	3.38	0.35
Carroll	1.9	0.47
Columbiana	0.36	0.02
Coshocton	0.57	0
Guernsey	0.68	0.07
Harrison	8.86	1.71
Holmes	0.36	0
Jefferson	0.48	0.08
Muskingum	0.29	0
Tuscarawas	0.94	0.16

**Figure 1: Map of Coal Dependence in the OMEGA region in 2005 and 2015**

**Map of coal dependence, OMEGA region, 2005**



Counties with Dependence = 1 are highly dependent on coal supply chain industries

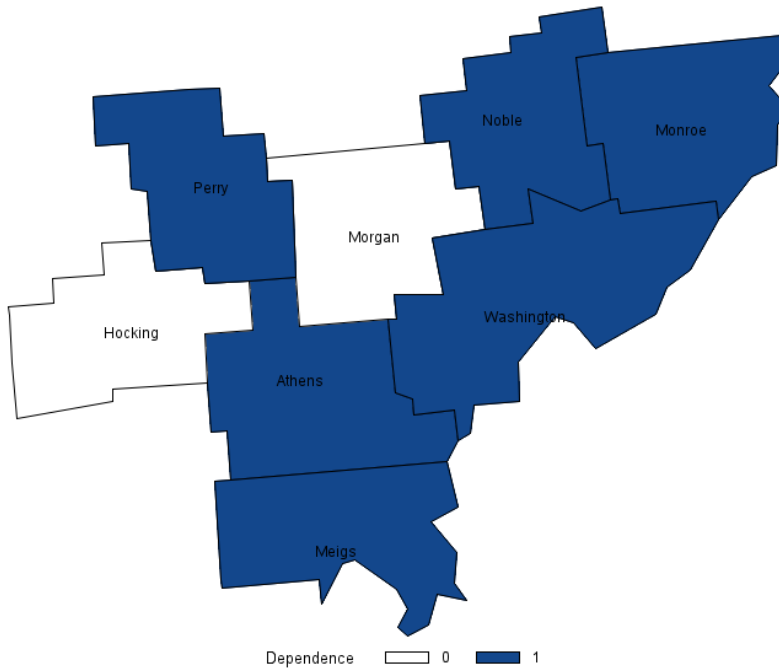
**Map of coal dependence, OMEGA region, 2015**



Counties with Dependence = 1 are highly dependent on coal supply chain industries

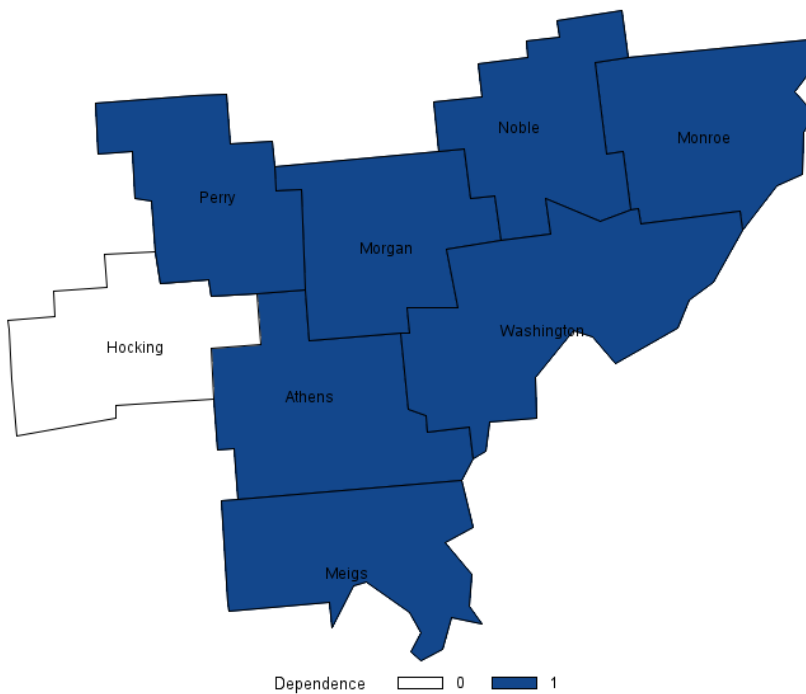
**Figure 2: Map of Coal Dependence in the Buckeye Hills Region in 2005 and 2015**

**Map of coal dependence, Buckeye Hills region, 2005**



Counties with Dependence = 1 are highly dependent on coal supply chain industries

**Map of coal dependence, Buckeye Hills region, 2015**



Counties with Dependence = 1 are highly dependent on coal supply chain industries



**Table 2: Buckeye Hills counties' CIE Dependence Scores**

<b>County</b>	<b>2015 Global Dependence</b>	<b>2015 Local Dependence</b>
Athens	0.33	0.05
Hocking	0.28	0
Meigs	0.24	0
Monroe	0.55	0
Morgan	0.3	0
Noble	1.87	0
Perry	1.42	0.34
Washington	0.41	0

**The CIE impact score** measures the negative impact a county has observed from coal decline. A large negative CIE impact score means the county has lost most of its coal-related jobs. Counties with positive impact scores observed coal-related job gain. Figures 3 and 4 show the county-level CIE impact score for the OMEGA and Buckeye Hills regions, respectively (Jackson and Jarosi, 2018).

In the Omega region, Coshocton, Columbiana, Jefferson, and Muskingum are the counties that have suffered a high negative impact from the decline in the coal industry and lost most of their coal-related jobs. Other counties in the OMEGA region are still highly dependent on coal but have yet to suffer a high level of coal-related job loss.

In the Buckeye Hills region, Athens, Perry, Meigs, and Washington are the counties that have suffered a high negative impact from the decline in the coal industry and lost most of their coal-related jobs. Morgan County, Noble County, and Monroe County are still highly dependent on coal but have yet to suffer a high level of coal-related job loss.

**Table 3: OMEGA Counties' CIE Impact Score**

<b>County</b>	<b>Impact Score</b>
Belmont	0.14
Carroll	1.83
Columbiana	-0.21
Coshocton	-0.88
Guernsey	0.37
Harrison	0.03
Holmes	0.02
Jefferson	-0.34
Muskingum	-0.06
Tuscarawas	0.27

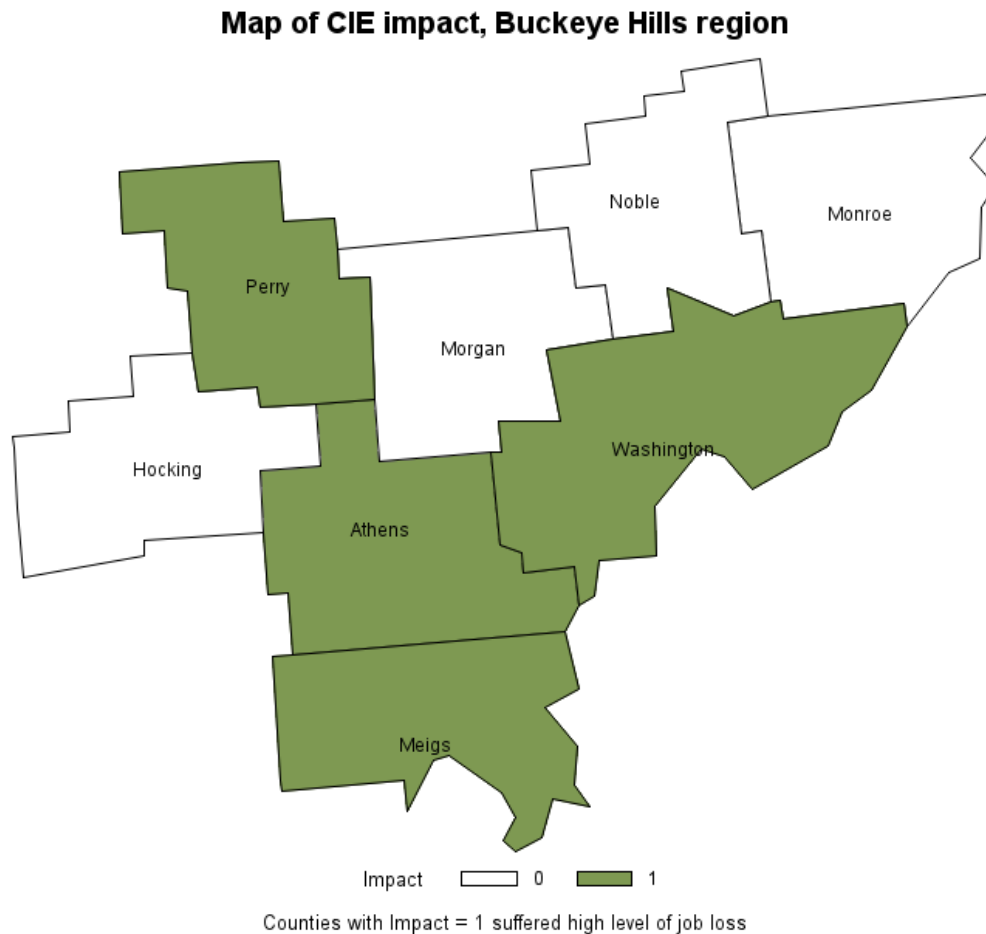
**Figure 3: Map of CIE Impact, OMEGA Region**



**Table 4: Buckeye Hills Counties’ CIE Impact Score.**

County	Impact Score
Athens	-0.07
Hocking	0.06
Meigs	-0.5
Monroe	0.05
Morgan	0.04
Noble	0.1
Perry	-0.04
Washington	-0.11

**Figure 4: Map of CIE Impact, Buckeye Hills Region**



**The CIE risk score** measures the degrees to which counties are at risk of suffering further negative impacts as the coal industry continues to decline. The county risk score is associated with the county dependence score and mines' productivity. If a county is highly dependent on coal, but its coal mines' productivity is low, it is at higher risk of closure because its mines are not profitable. Conversely, counties with high-productivity mines face a lower risk of closure. Counties with no mines and high coal-related employment concentrations also face a higher risk of further job loss as the coal industry continues to decline.

With the exception of Muskingum County, nine out of the ten counties in the OMEGA region face a high risk of further hardship. Muskingum County is not coal-dependent; it faces the lowest risk of future coal-related job loss. Other counties in the OMEGA region are still highly coal-dependent (see Table 1), but their mines are not productive (see Table 5). Thus, those counties are expected to see more coal-related job losses in the future. Harrison County is highly dependent on coal (see Table 1) and has the highest risk score in the region (see Table 5), implying that Harrison County is the most vulnerable county when coal continues to decline.

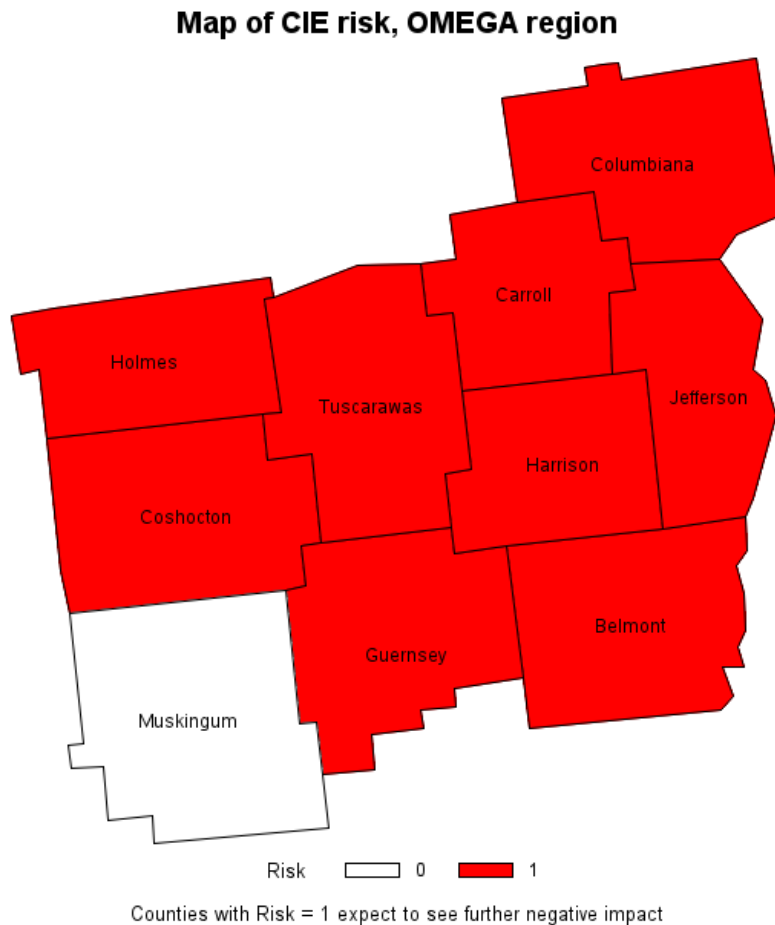
With the exception of Hocking County and Meigs County, six out of the eight counties in the Buckeye Hills region face a high risk of further job loss. Table 6 shows that Athens County and Perry County are at risk of future job loss because of their low-productivity mines. Other counties, such as Monroe County,

Morgan County, Noble County, and Washington County, face a higher risk of future job loss through supply chain linkage.

**Table 5: OMEGA Counties' CIE Risk Score**

County	Mine-productivity Risk	Risk score
Belmont	13.78	3.86
Carroll	68.88	3.23
Columbiana	6.51	0.39
Coshocton	36.15	0.77
Guernsey	29.18	0.88
Harrison	30.17	11.73
Holmes	1.69	0.36
Jefferson	79.02	0.86
Muskingum	0	0.29
Tuscarawas	51.28	1.43

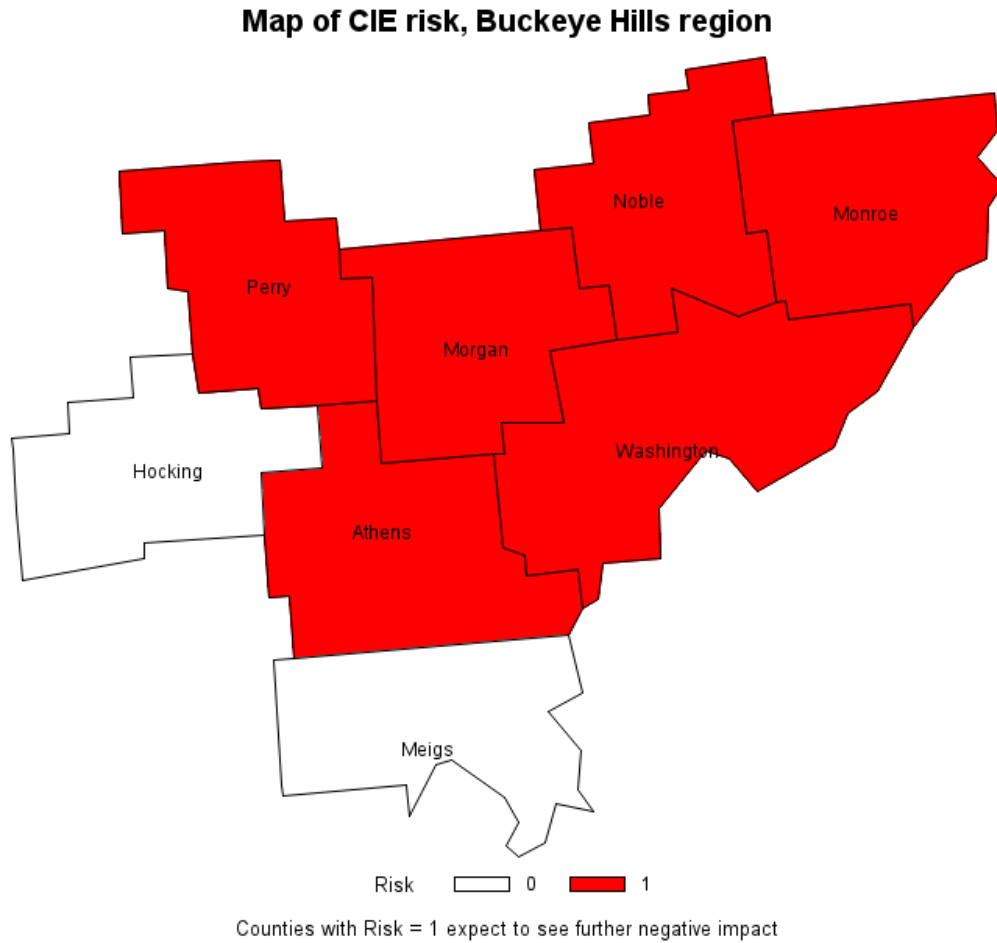
**Figure 5: Map of CIE Risk, OMEGA Region**



**Table 6: Buckeye Hills Counties' CIE Risk Score**

County	Mine-productivity Risk	Risk score
Athens	30.88	0.43
Hocking	0	0.28
Meigs	6.98	0.25
Monroe	0	0.55
Morgan	0	0.3
Noble	0	1.87
Perry	80.14	2.56
Washington	0	0.41

**Figure 6: Map of CIE Risk, Buckeye Hills Region**



After developing the three essential measurements of the coal industry ecosystem, the CIE dependence score, CIE impact score, and CIE risk score, Jackson and Jarosi (2018) combined the three measures and developed an eight-way classification as follows:

**Table 7: CIE Score Combinations and Classifications**

Class	Dependence	Impact	Risk
1	High	High	High
2	High	High	Low
3	High	Low	High
4	Low	High	High
5	High	Low	Low
6	Low	High	Low
7	Low	Low	High
8	Low	Low	Low

“**Class 1**” counties are *depressed* counties. These counties are highly dependent on the coal industry, have observed a high level of coal-related job loss, and are at high risk of further negative impacts as coal continues to decline.

“**Class 2**” counties are highly dependent on coal but have already lost most of their coal-related employment. Hence, they do not expect to see further negative coal supply chain impacts.

“**Class 3**” counties are *vulnerable* counties. These counties are highly dependent on coal. They have not yet seen high negative impacts on their economy but are at high risk of facing negative impacts in the future as the coal industry continues to decline.

“**Class 4**” counties are no longer coal-dependent because they lost most of their coal-related employment. These counties are at risk of facing more hardship in the future.

“**Class 5**” counties are highly dependent on coal but have not had significant negative impacts and do not expect high negative impacts in the future.

“**Class 6**” counties are *hardship* counties. These counties lost most of their coal-related jobs. Hence, they are no longer coal-dependent and do not expect further coal-related job loss. These counties are highly populated; they need more attention and support to find new non-coal-related opportunities.

“**Class 7**” counties are not coal dependent. They have not observed a sizeable negative impact from coal decline, but they are at risk of facing negative impacts in the future.

“**Class 8**” counties are the least affected by the coal industry and are the least dependent on coal. Hence, they have not seen the impacts of coal decline and are not at risk of future hardship as coal continues to decline.

Of the eight classes, counties in classes 1, 3, and 6 require more support because those counties are highly populated. As the coal industry keeps declining, these counties will need help and support to find new opportunities.

Figure 7 shows the OMEGA region’s topology map. Coshocton County, Columbiana County, and Jefferson counties are *depressed* counties. These three counties are distressed and most affected by the

decline in the coal industry. Carroll County, Belmont County, Harrison County, Holmes County, Guernsey County, and Tuscarawas County are *vulnerable* counties. These six counties have not yet faced economic hardship but are vulnerable to continued coal decline. Muskingum County is the only county in the OMEGA region that is least affected by the decrease in coal.

**Figure 7: OMEGA Region's CIE Topology**

**OMEGA Region's Coal Industry Ecosystem (CIE) Topology**

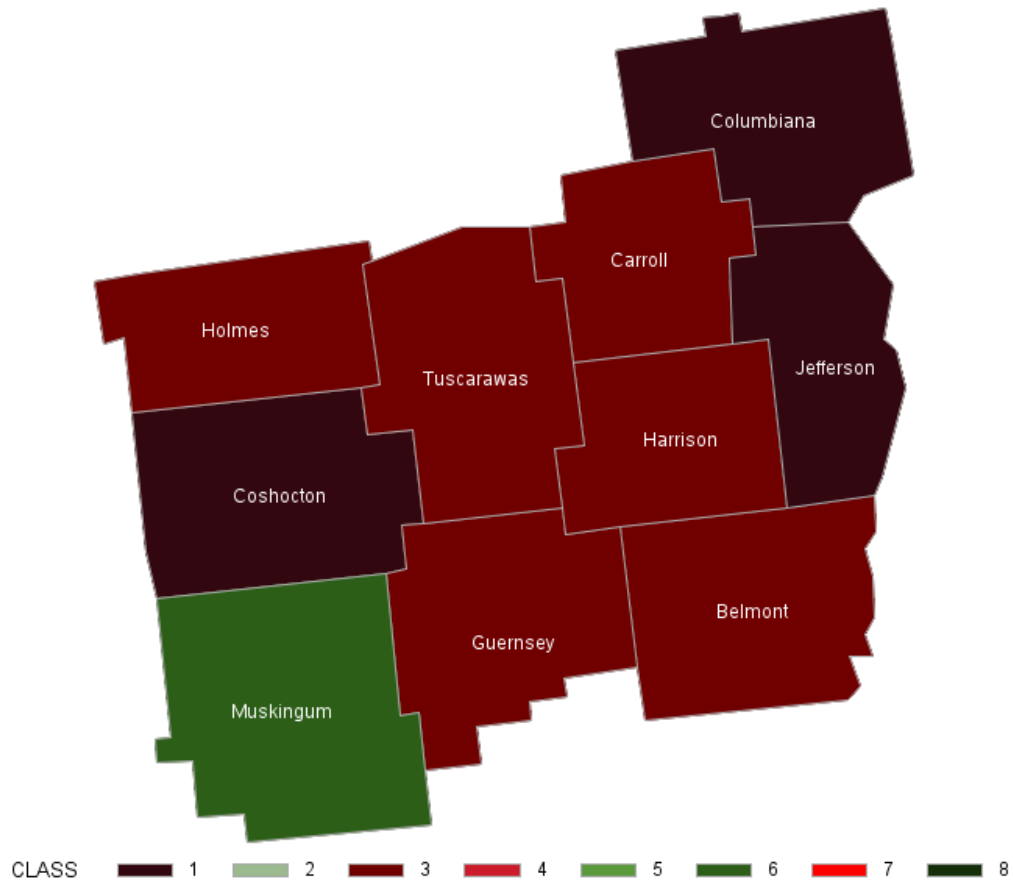


Figure 8 shows the Buckeye Hills region’s topology map. Athens County, Perry County, and Washington County are classified as “Class 1” or *depressed* counties. Monroe County, Morgan County, and Noble County are classified as “Class 3” or vulnerable counties. These six counties are at high risk of adverse impacts in the future as coal continues to decline. Meigs County is a *hardship* county. Meigs County has lost most of its coal-related jobs and needs new non-coal opportunities. Hocking County is the least affected by the coal industry.

**Figure 8: Buckeye Hills Region’s CIE Topology**

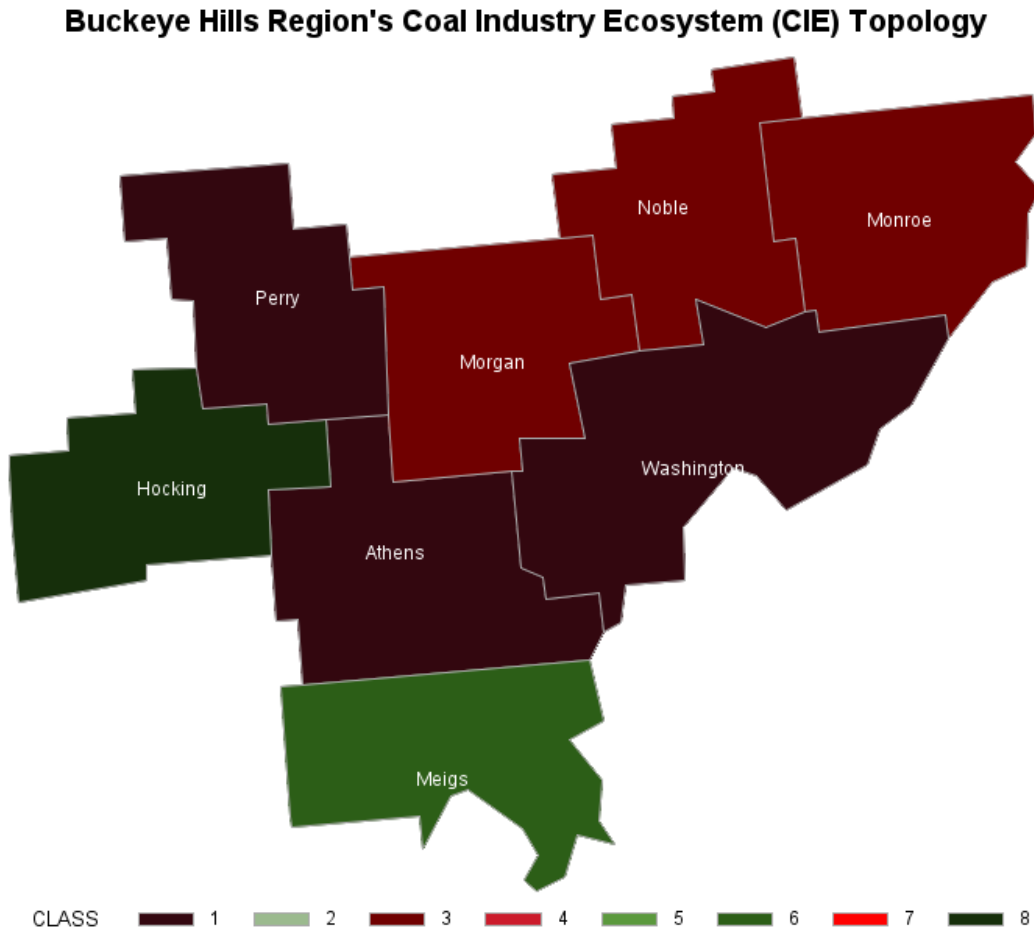
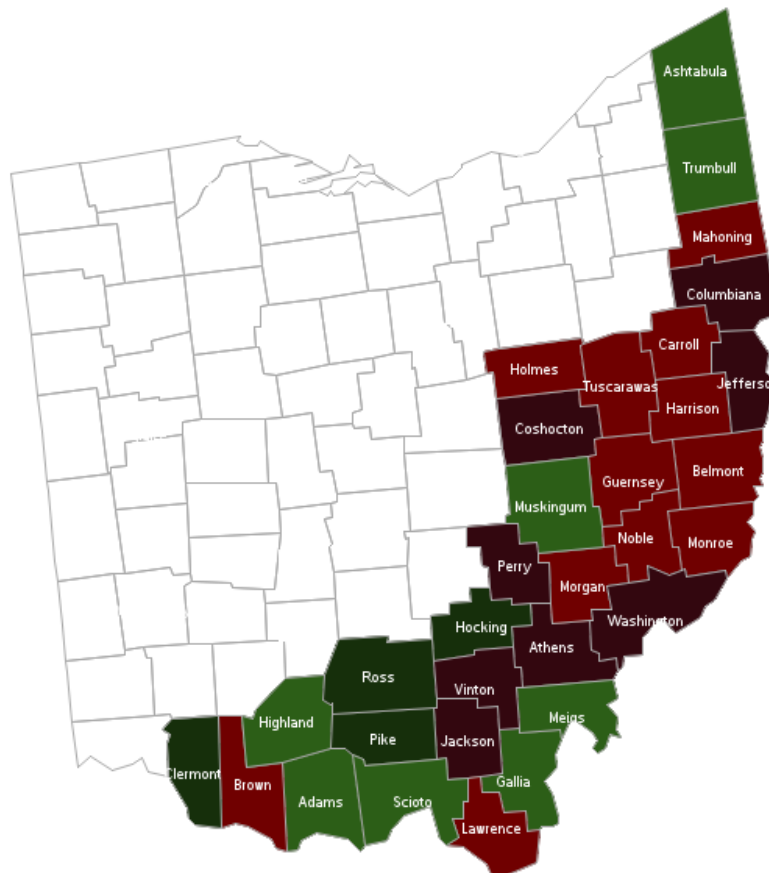




Figure 9 shows the topology map for all Appalachian counties in Ohio. Compared to other counties in the Appalachian Ohio region, counties in the OMEGA and Buckeye Hills regions are at higher risk of future hardship due to the decline in the coal industry. Counties in these two areas need more support to find new non-coal opportunities.

**Figure 9: Appalachian Ohio's CIE Topology**

**Appalachian Ohio's Coal Industry Ecosystem (CIE) Topology**



## C. Power Industry Ecosystem’s Dependence, Impacts, and Risks

As the US power generation industry transitions from fossil fuel to renewable energy sources, a wave of coal-fueled power plant retirement continues nationwide. Since 2002, five coal-fired power plants have been closed in the OMEGA region and three coal-fired power plants have been closed in the Buckeye Hills region. This year, Akron-based Energy Harbor announced the plan to close its three units in the W.H. Sammis facility along the Ohio River in Jefferson County, with a total capacity of 1,694 MW, by June 2023. Cardinal Operating Company also plans to close one of its three units in its facility in Jefferson County in December 2028.

The closures of coal-fired power plants have had many impacts on the industries and regions in the Power Industry Ecosystem (PIE). The impacts differ from industry to industry and from region to region depending on the position of the industries or the regions in the power supply chain. This section reports how the coal-fired power plant closures have affected different counties in the OMEGA and Buckeye Hills regions using three measures developed by Jackson and Jarosi (2021): PIE Dependence, PIE Impact, and PIE Risk.

**The PIE Dependence score** measures the extent to which a county’s economy is dependent on the power industry and its supply chain. The PIE dependence scores lie between 0% and 100%. A county with a low PIE dependence score means the county’s economy is diverse and more resilient to the changes in the Power Industry Ecosystem. Counties with high PIE dependence scores have their economy tied strongly to the power industry and its supply chain. Thus, they are more vulnerable to changes in the Power Industry Ecosystem.

Figure 1 shows the county level of PIE dependence for the counties in the OMEGA region in 2005 and in 2018. In 2005, there were 5 counties in the OMEGA region classified as highly PIE dependent (Belmont, Coshocton, Columbiana, Harrison, and Jefferson). In 2018, two more counties in the OMEGA region, Holmes and Muskingum, became highly PIE-dependent. In the OMEGA region, Jefferson County has the highest PIE dependence score (Table 1).

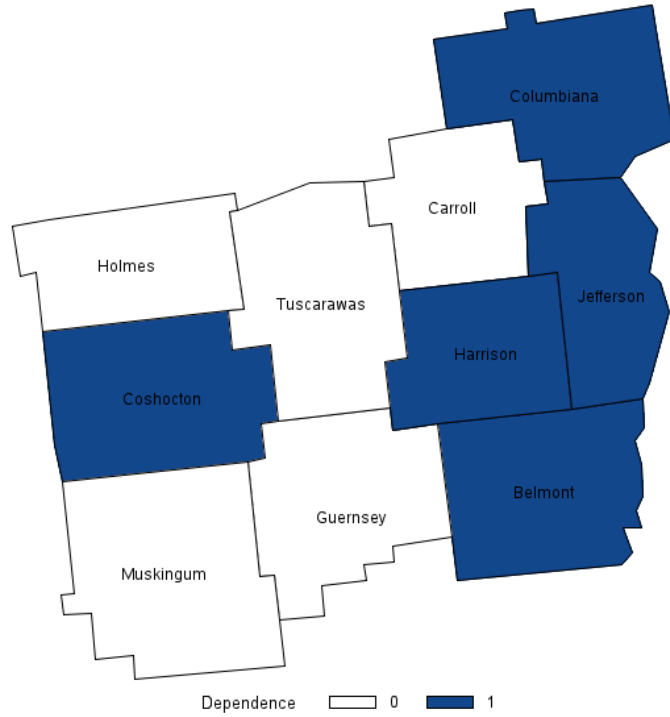
Figure 2 shows the county level of PIE dependence for the counties in the Buckeye Hills region in 2005 and in 2018. Five out of eight counties in the Buckeye Hills region are classified as highly dependent on the Power Industry Ecosystem.

**Table 1: OMEGA counties’ PIE dependence scores**

County	Region Dependence (%)
Belmont	1.3
Carroll	1.3
Columbiana	0.8
Coshocton	3
Guernsey	0.8
Harrison	1.6
Holmes	1.2
Jefferson	4.2
Muskingum	1.2
Tuscarawas	1

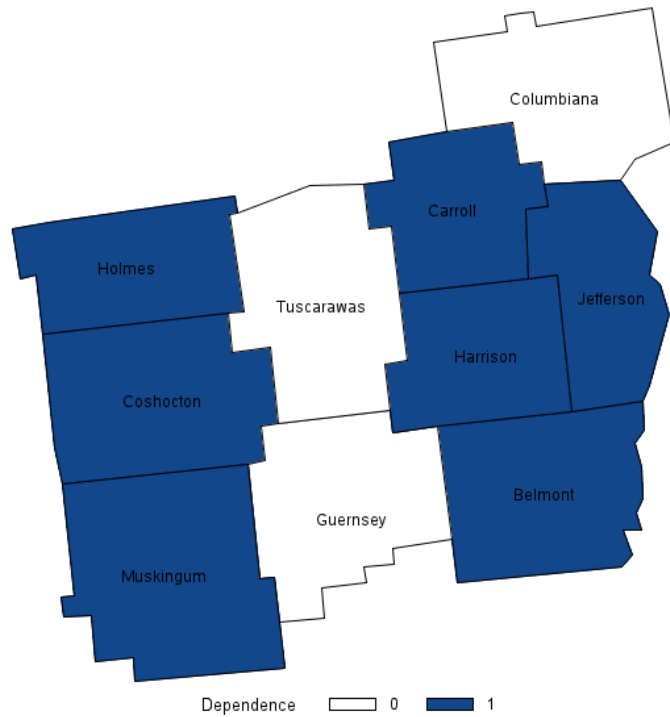
**Figure 1: Map of PIE dependence in the OMEGA region in 2005 and 2018**

**Map of PIE dependence, OMEGA region, 2005**



Counties with Dependence = 1 are highly dependent on power supply chain industries

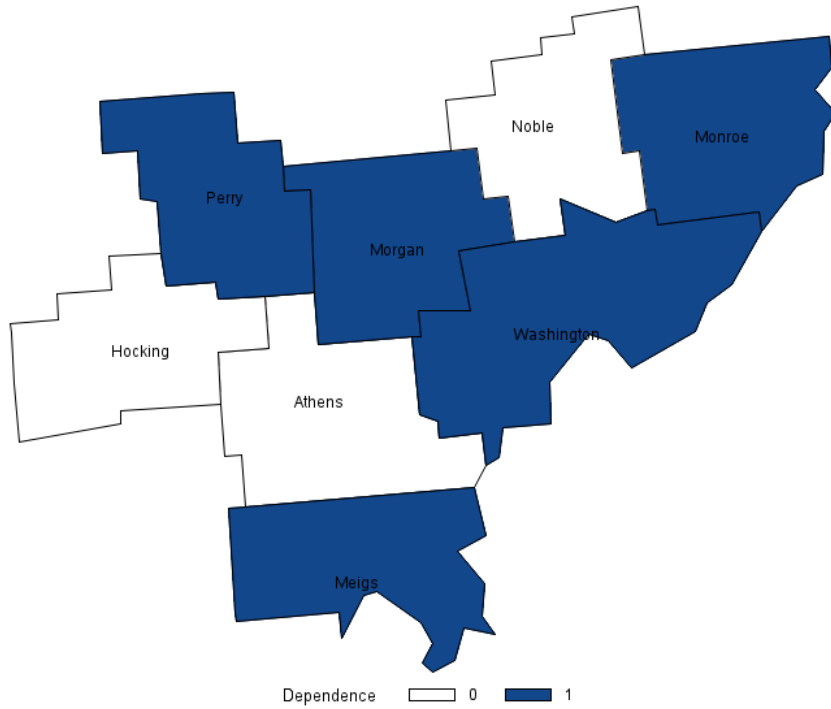
**Map of PIE dependence, OMEGA region, 2018**



Counties with Dependence = 1 are highly dependent on power supply chain industries

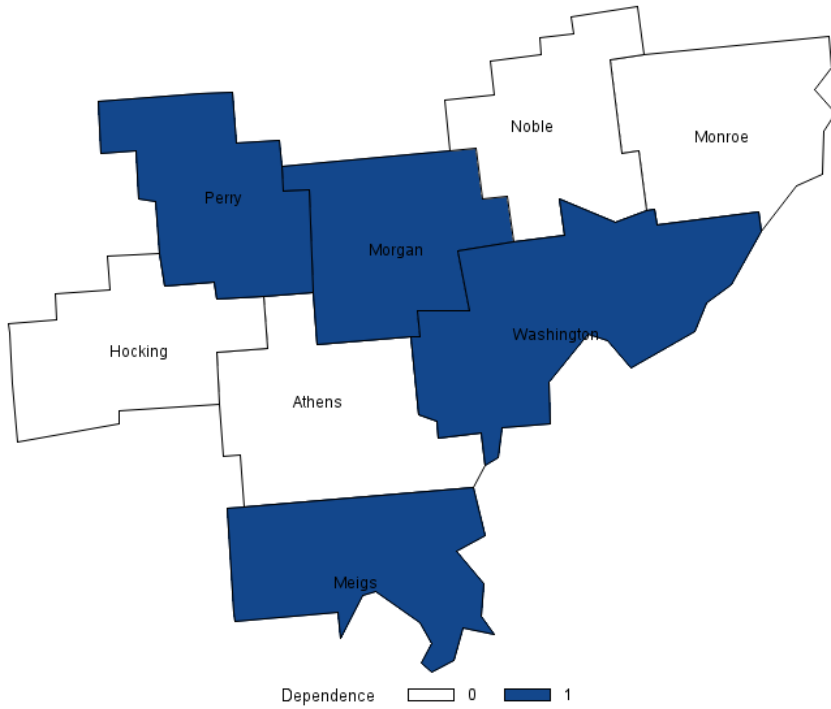
**Figure 2: Map of PIE Dependence in the Buckeye Hills Region in 2005 and 2018**

**Map of PIE dependence, Buckeye Hills region, 2005**



Counties with Dependence = 1 are highly dependent on power supply chain industries

**Map of coal dependence, Buckeye Hills region, 2018**



Counties with Dependence = 1 are highly dependent on power supply chain industries

**Table 2: Buckeye Hills Counties' PIE Dependence Scores**

<b>County</b>	<b>Region Dependence</b>
Athens	1
Hocking	0.6
Meigs	1.4
Monroe	0.9
Morgan	1.7
Noble	0.8
Perry	1.1
Washington	1.3

**The PIE impact score** expresses the change in a county's PIE employment. A negative PIE impact score indicates a decline in PIE employment. A positive PIE impact score represents a gain in PIE employment. In the OMEGA region, Columbiana, Coshocton, and Jefferson counties experienced declines in power-industry-related employment (Table 3). In the Buckeye Hills region, five out of eight counties experienced declines in PIE-related employment (Table 4).

**Table 3: OMEGA counties' PIE dependence scores**

<b>County</b>	<b>Impact Score</b>
Belmont	0.3
Carroll	0.7
Columbiana	-0.5
Coshocton	-1.6
Guernsey	0
Harrison	0.1
Holmes	0.2
Jefferson	-0.5
Muskingum	0.2
Tuscarawas	0.3

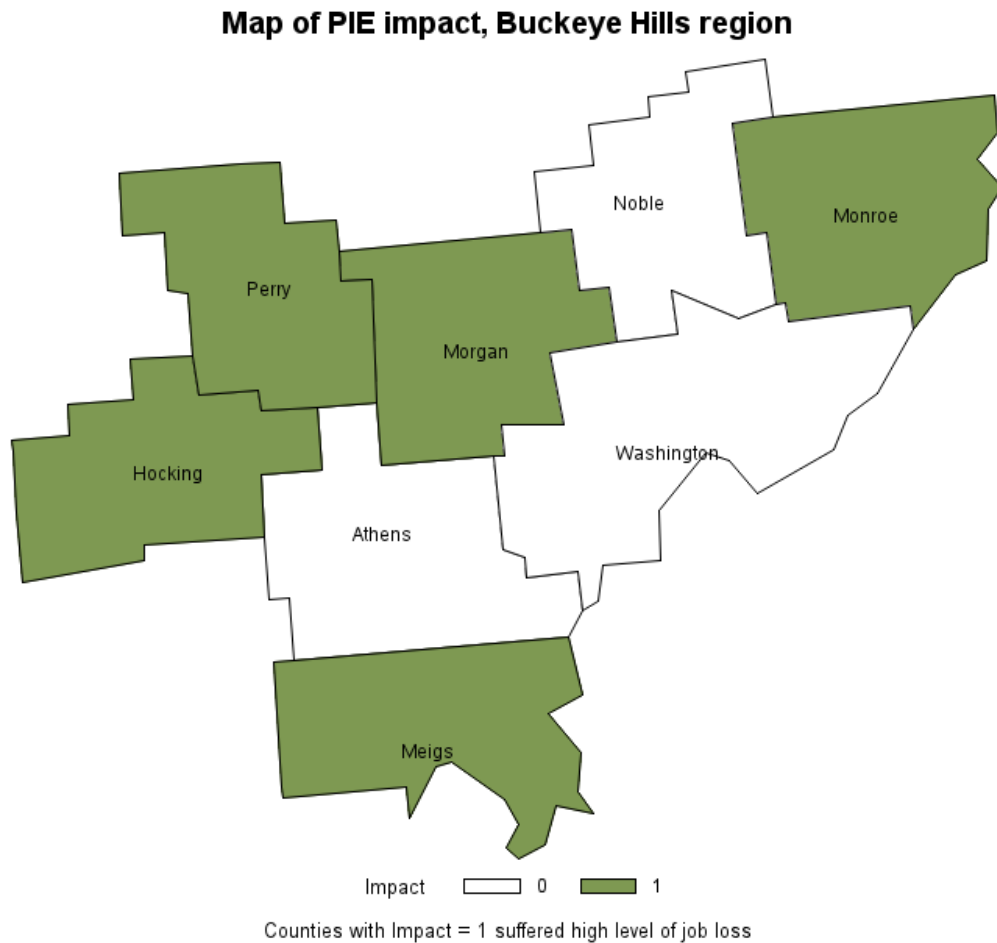
**Figure 3: Map of PIE Impact, OMEGA Region**



**Table 4: Buckeye Hills Counties' PIE Impact Scores**

<b>County</b>	<b>Impact Score</b>
Athens	0.1
Hocking	-0.1
Meigs	-0.2
Monroe	-0.7
Morgan	-0.5
Noble	0
Perry	-0.2
Washington	0.1

**Figure 4: Map of PIE Impact, Buckeye Hills Region**



**The PIE Risk score** measures the degree to which a county is at risk of further job loss due to the changes in the power industry and its supply chain. The risk score is based on the efficiency and cost-effectiveness of power plants in a county. If a county has power plants that are inefficient and at high risk of being closed, the county will have a higher risk score. If a county has no power plants but has a high PIE concentrated workforce, that county also has a higher risk score via supply chain linkages. Counties without power plants but in proximity to counties with power plants also have higher risk scores due to spillover effects.

Table 5 presents the risk scores for counties in the OMEGA region. All the counties in the region except for Guernsey face high risks of negative impact. Jefferson County has the highest risk of further job loss because the county is home to two coal-fired power plants with a collective capacity of 3,754 MW that will be closed by the end of 2028.

Table 6 presents the risk scores for counties in the Buckeye Hills region. Washington County and its two neighboring counties, Morgan and Meigs, are at high risk for negative impacts from the changes in the Power Industry Ecosystem.

**Table 5: OMEGA Counties' PIE Risk Scores**

County	County Risk	Total Risk
Belmont	0	1.6
Carroll	51.3	3
Columbiana	0	1.4
Coshocton	83.5	7.8
Guernsey	0	1.2
Harrison	0	2.4
Holmes	0	2.4
Jefferson	76.2	8.3
Muskingum	44.2	2.1
Tuscarawas	85.1	2.6

**Figure 14: Map of PIE Risk, OMEGA Region**

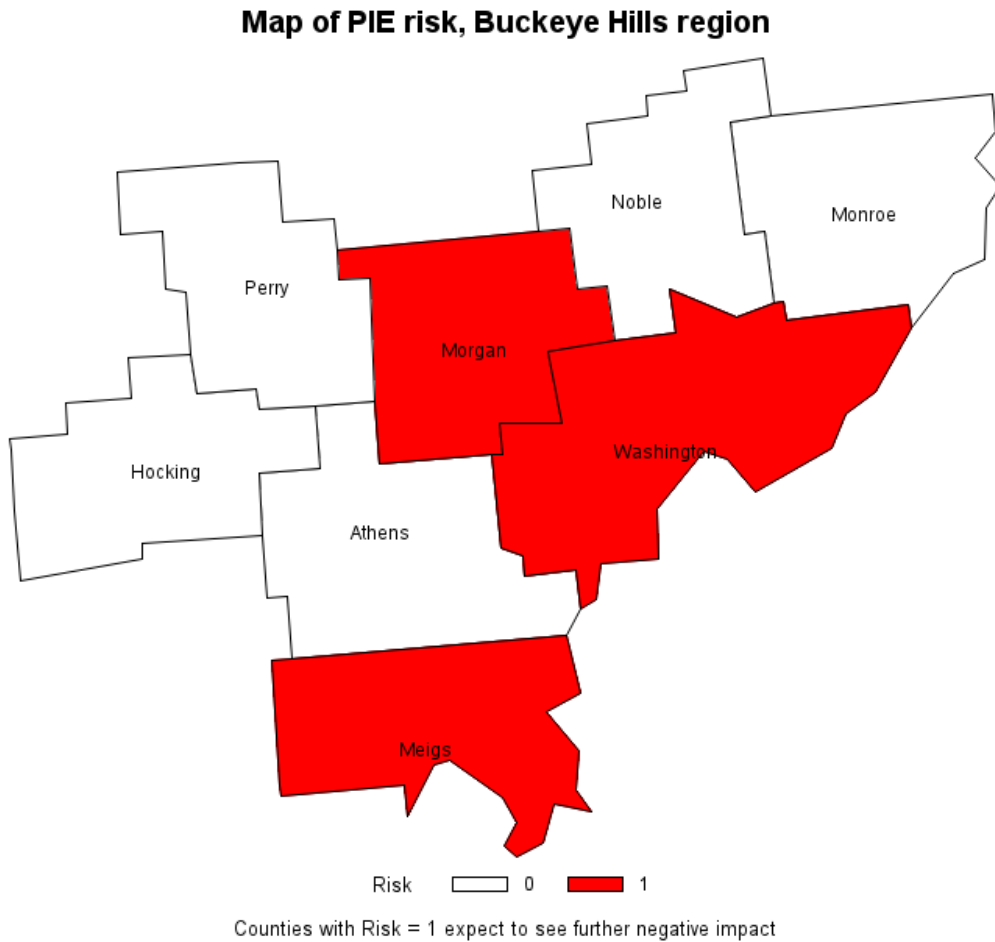




**Table 6: Buckeye Hills Counties' PIE Risk Scores**

County	County Risk	Total Risk
Athens	0	1.1
Hocking	0	0.6
Meigs	0	1.8
Monroe	0	1.1
Morgan	0	2.1
Noble	0	1
Perry	0	1.2
Washington	49.9	2.2

**Figure 15: Map of PIE Risk, Buckeye Hills Region**



Using the combination of PIE Dependence, PIE Impact, and PIE Risk scores, Jackson and Jarosi (2021) developed an eight-way classification as follows.

**Table 7: PIE scores combination and classification**

Class	Dependence	Impact	Risk
1	High	High	High
2	High	High	Low
3	High	Low	High
4	Low	High	High
5	High	Low	Low
6	Low	High	Low
7	Low	Low	High
8	Low	Low	Low

“**Class 1**” counties are *depressed* counties. These counties are highly dependent on the power industry and its supply chain, have observed a high level of PIE-related job loss, and are at higher risk of further negative impacts as the power industry continues to change.

“**Class 2**” counties are highly dependent on the power industry but have lost most of their PIE-related employment. Hence, they do not expect to see further negative impacts.

“**Class 3**” counties are *vulnerable* counties. These counties are highly dependent on the power industry and its supply chain; they have not yet seen strong negative impacts on their economy but are at high risk of facing such impacts in the future as the power industry continues to change.

“**Class 4**” counties are no longer PIE-dependent because they have lost most of their PIE-related employment. These counties are at risk of having more hardship in the future as the power industry continues to change.

“**Class 5**” counties are highly dependent on coal but have not seen significant negative impacts and do not expect more negative impacts in the future.

“**Class 6**” counties are *hardship* counties. These counties have lost most of their PIE employment. Hence, they are no longer PIE-dependent and do not expect to see further negative impacts.

“**Class 7**” counties are not dependent on the Power Industry Ecosystem. They have not observed a sizeable negative impact as the power industry changes, but they are at risk of facing negative impacts in the future.

“**Class 8**” counties are least affected by the changes in the power industry. They are the least dependent on the power industry. Hence, they are not at risk of future hardship.

Counties in classes 1, 3, and 6 are highly populated and require more attention to find new opportunities as they lose their PIE-related employment due to the power industry’s transition to clean and reusable sources.

Figure 7 shows the OMEGA region’s PIE topology map. Coshocton County, and Jefferson County are *depressed* counties. These two counties have been most affected by the changes in the power industry. Carroll County, Belmont County, Holmes County, Harrison County, and Muskingum County are

*vulnerable* counties. These five counties have not yet faced economic hardship but are vulnerable to the changes in the power industry. Guernsey County is the county in the OMEGA region that is least affected by transitions in the power industry.

**Figure 7: OMEGA Region's PIE Topology**

**OMEGA Region's Power Industry Ecosystem (PIE) Topology**

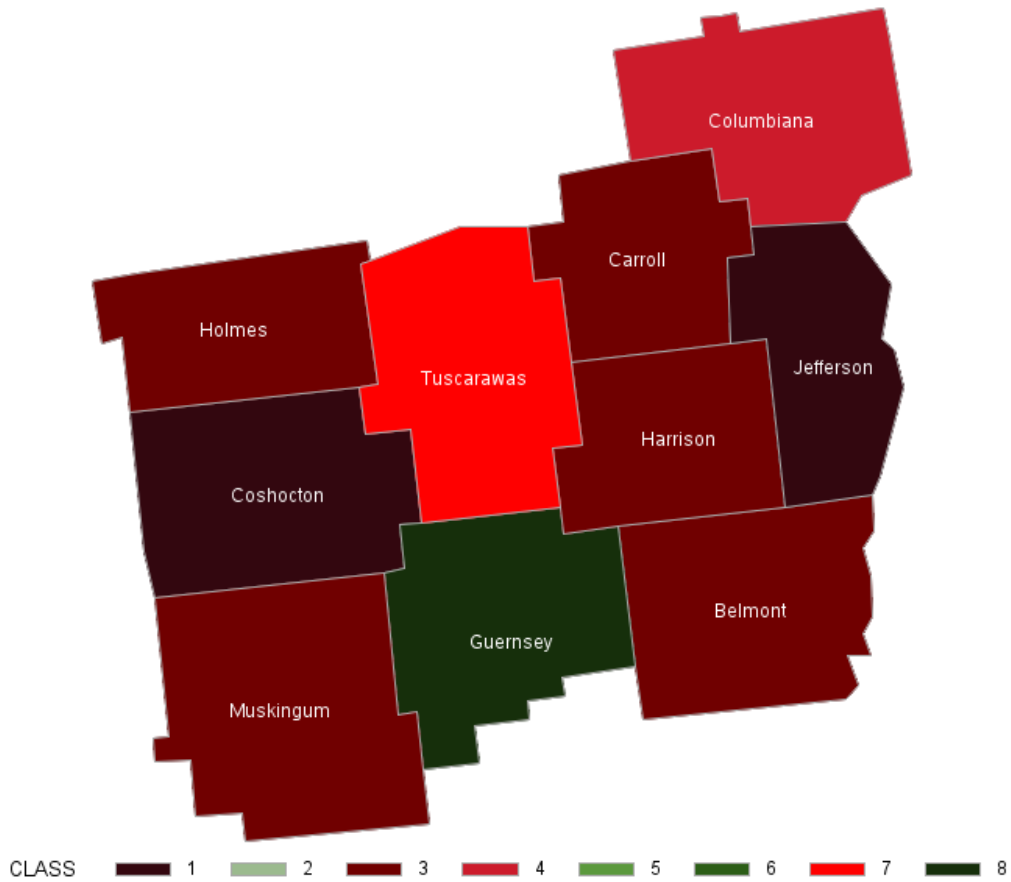


Figure 8 shows the Buckeye Hills region’s topology map. Morgan County and Meigs County are classified as “**Class 1**” or *depressed* counties. Washington County is classified as a “**Class 3**” or *vulnerable* county. These three counties are at high risk of adverse impacts in the future as the power industry continues to change. Washington County is a *hardship* county; the county has lost most of its coal-related jobs and needs new non-coal opportunities. Athens County and Noble County are least affected by transitions in the power industry.

**Figure 8: Buckeye Hills Region’s PIE Topology**

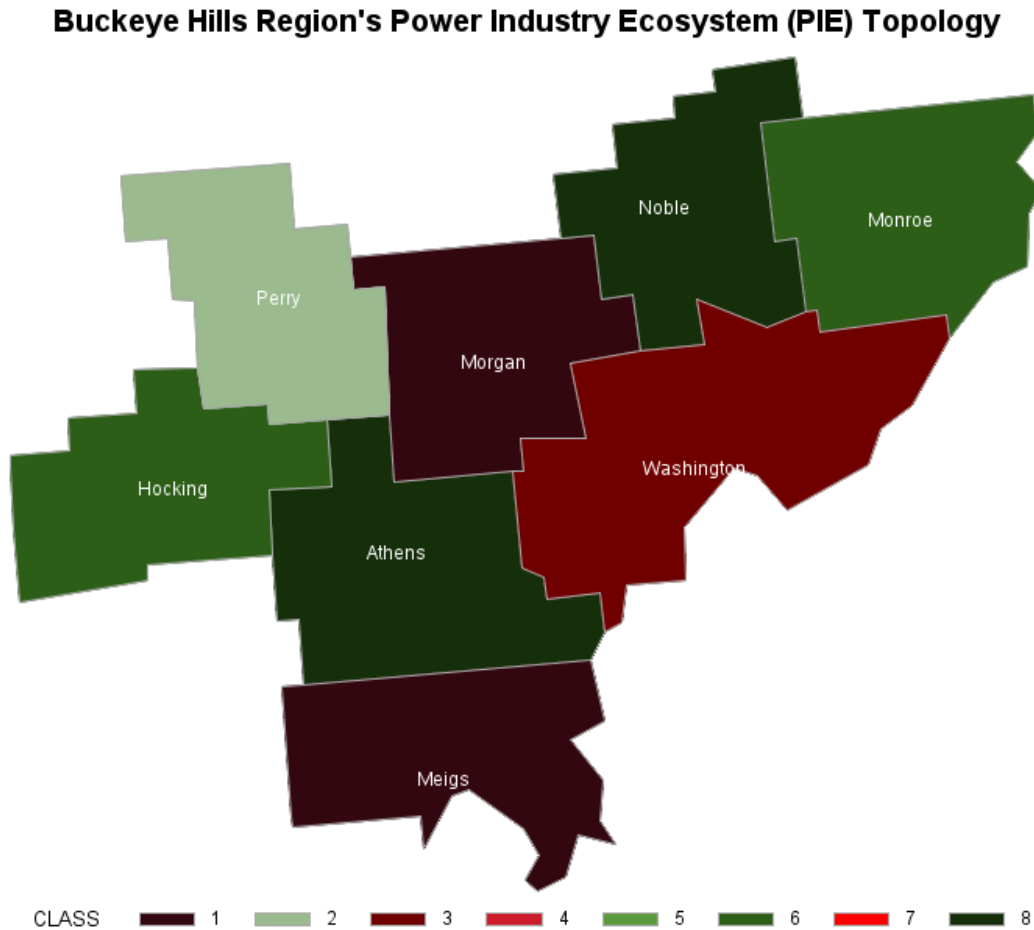
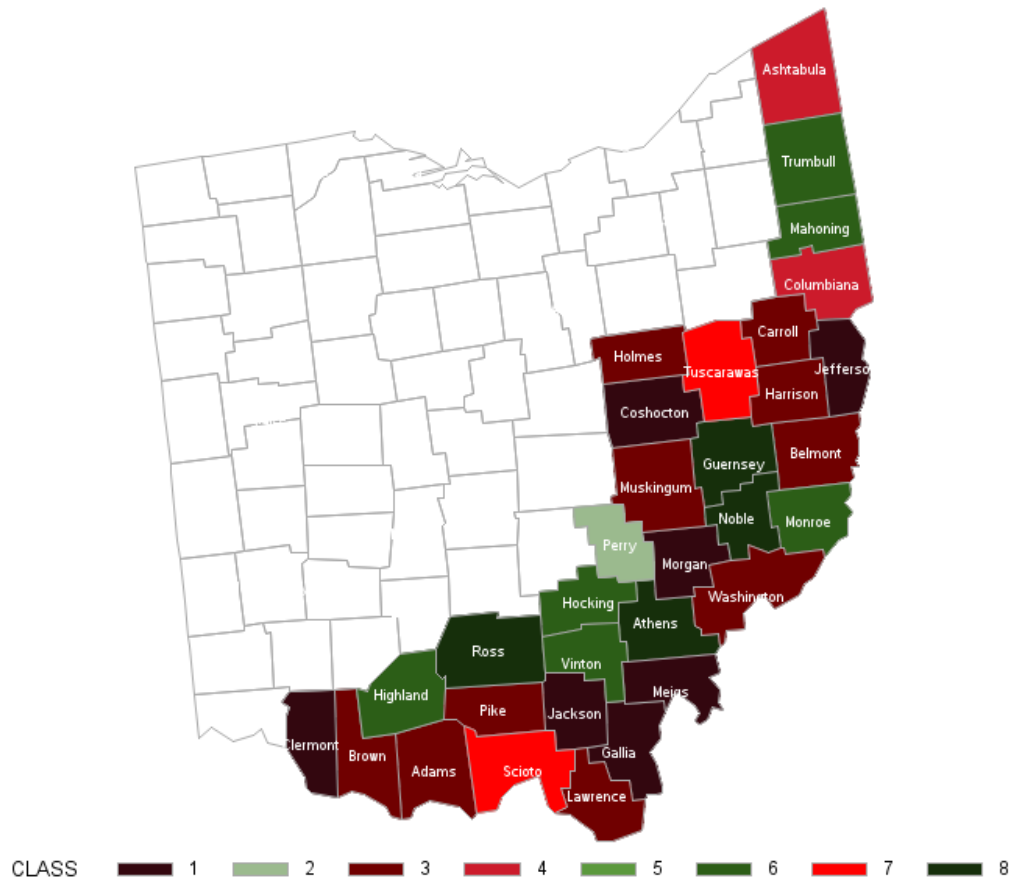


Figure 9 shows the PIE topology map for all Appalachian counties in Ohio. Compared to other counties in the Appalachian Ohio region, counties in the OMEGA regions are at higher risk of future hardship due to the changes in the power industry.

**Figure 9: Appalachian Ohio's PIE Topology**

**Appalachian Ohio's Power Industry Ecosystem (PIE) Topology**



**Table: PIE Dependence, Impact, and Risk Scores for Ohio’s Counties in the Appalachian Region**

FIPS	County	Class	PIE Dependence Rank	PIE Impact Rank	Total PIE Risk Rank	Region Dependence	Local PIE Dependence	PIE Impact Score	County PIE Risk	Total Risk
39001	Adams	3	33	312	20	2.8	2.2	0.1	75.9	5.8
39007	Ashtabula	4	279	130	127	0.9	0.2	-0.2	44.4	1.8
39009	Athens	8	229	313	275	1	0	0.1	0	1.1
39013	Belmont	3	138	369	147	1.3	0	0.3	0	1.6
39015	Brown	3	16	417	19	3.8	0	3	0	5.9
39019	Carroll	3	127	400	49	1.3	0.3	0.7	51.3	3
39025	Clermont	1	82	116	70	1.6	0.4	-0.3	56.6	2.5
39029	Columbiana	4	302	73	209	0.8	0	-0.5	0	1.4
39031	Coshocton	1	24	20	14	3	2.4	-1.6	83.5	7.8
39053	Gallia	1	9	10	5	5.2	2.9	-2	58.3	10.5
39059	Guernsey	8	300	237	244	0.8	0	0	0	1.2
39067	Harrison	3	73	317	76	1.6	0	0.1	0	2.4
39071	Highland	6	237	102	223	1	0	-0.3	0	1.3
39073	Hocking	6	404	192	405	0.6	0	-0.1	0	0.6
39075	Holmes	3	169	358	81	1.2	0	0.2	0	2.4
39079	Jackson	1	202	140	171	1.1	0	-0.2	0	1.5
39081	Jefferson	1	13	71	11	4.2	4.1	-0.5	76.2	8.3
39087	<b>Lawrence</b>	<b>3</b>	<b>146</b>	<b>249</b>	<b>85</b>	<b>1.3</b>	<b>0.3</b>	<b>0</b>	<b>52.1</b>	<b>2.3</b>
39099	Mahoning	6	239	189	229	1	0	-0.1	0	1.3
39105	Meigs	1	105	158	125	1.4	0	-0.2	0	1.8
39111	Monroe	6	295	57	282	0.9	0	-0.7	0	1.1
39115	Morgan	1	63	70	99	1.7	0	-0.5	0	2.1
39119	Muskingum	3	157	331	101	1.2	0.4	0.2	44.2	2.1
39121	Noble	8	312	238	314	0.8	0	0	0	1
39127	Perry	2	208	156	240	1.1	0	-0.2	0	1.2
39131	Pike	3	180	236	149	1.2	0	0	0	1.6
39141	Ross	8	256	243	250	0.9	0.1	0	25.6	1.2
39145	<b>Scioto</b>	<b>7</b>	<b>329</b>	<b>230</b>	<b>160</b>	<b>0.8</b>	<b>0.3</b>	<b>-0.1</b>	<b>61.3</b>	<b>1.6</b>
39155	Trumbull	6	254	127	286	0.9	0	-0.2	0	1.1
39157	Tuscarawas	7	219	362	62	1	0.3	0.3	85.1	2.6
39163	Vinton	6	339	11	338	0.8	0	-2	0	0.9
39167	Washington	3	128	328	88	1.3	0.5	0.1	49.9	2.2

Source: Jackson and Jarsosi (2021)

**Table: CIE Dependence, Impact, and Risk Scores for Ohio's counties in the Appalachian Region**

FIPS	County	Class	Global Dependence	Local Dependence	CIE Impact Score	Mine-productivity Risk	Total CIE Risk
39001	Adams	6	0.22	0	-0.08	0	0.22
39007	Ashtabula	6	0.28	0	-0.04	0	0.28
39009	Athens	1	0.33	0.05	-0.07	30.88	0.43
39013	Belmont	3	3.38	0.35	0.14	13.78	3.86
39015	Brown	3	0.59	0.1	0.37	50	0.89
39019	Carroll	3	1.9	0.47	1.83	68.88	3.23
39025	Clermont	8	0.3	0	0.05	0	0.3
39029	Columbiana	1	0.36	0.02	-0.21	6.51	0.39
39031	Coshocton	1	0.57	0	-0.88	36.15	0.77
39053	Gallia	6	0.17	0	-0.28	0	0.17
39059	Guernsey	3	0.68	0.07	0.37	29.18	0.88
39067	Harrison	3	8.86	1.71	0.03	30.17	11.73
39071	Highland	6	0.24	0	-0.12	0	0.24
39073	Hocking	8	0.28	0	0.06	0	0.28
39075	Holmes	3	0.36	0	0.02	1.69	0.36
39079	Jackson	1	0.6	0.13	-1.09	55.81	0.94
39081	Jefferson	1	0.48	0.08	-0.34	79.02	0.86
<b>39087</b>	<b>Lawrence</b>	<b>3</b>	<b>0.32</b>	<b>0</b>	<b>0.11</b>	<b>0</b>	<b>0.32</b>
39099	Mahoning	3	0.35	0	-0.02	0.38	0.35
39105	Meigs	6	0.24	0	-0.5	6.98	0.25
39111	Monroe	3	0.55	0	0.05	0	0.55
39115	Morgan	3	0.3	0	0.04	0	0.3
39119	Muskingum	6	0.29	0	-0.06	0	0.29
39121	Noble	3	1.87	0	0.1	0	1.87
39127	Perry	1	1.42	0.34	-0.04	80.14	2.56
39131	Pike	8	0.3	0	0.08	0	0.3
39141	Ross	8	0.17	0	-0.02	0	0.17
<b>39145</b>	<b>Scioto</b>	<b>6</b>	<b>0.17</b>	<b>0</b>	<b>-0.06</b>	<b>0</b>	<b>0.17</b>
39155	Trumbull	6	0.29	0	-0.12	0	0.29
39157	Tuscarawas	3	0.94	0.16	0.27	51.28	1.43
39163	Vinton	1	1.14	0.13	-4.27	89.74	2.17
39167	Washington	1	0.41	0	-0.11	0	0.41

Source: Jackson and Jarsosi (2018)

## **D. Shift-Share Analysis and Projected Employment for Coal Supply Chain Sectors**

After quantifying the changes for each sector in the study regions, this section shows a shift-share analysis to show the distinctiveness of the region's economy. The shift-share analysis is employed to decompose regional employment growth into three components: national growth effect, industrial mix effect, and regional competitiveness effect.

By decomposing growth into the three readily interpreted components, the shift-share analysis helps analyze whether a specific sector in the region experienced a faster or slower growth rate in employment than the national level and whether the differences in growth rate are due to regional competitive advantages or disadvantages.

### **National Growth Effect**

The first component of a shift-share analysis is the national growth effect. This component measures how much of the regional sector's growth is explained by the overall health of the national economy. In other words, it measures the number of jobs created locally due to the national employment trend. If the national economy is healthy and experiences positive employment growth, positive employment growth would be expected in each regional sector. From 2009 to 2019, the US experienced a 14% growth in total employment (1.4% per year) (Table 9). This annual national growth rate is then used to calculate the national growth effect for each sector in the region.

### **Industrial Mix Effect**

The second component of a shift-share analysis is the industrial mix effect. This component measures how much of the regional sector's growth is explained by the sector's growth at the national level. From 2010 to 2019, the construction and transportation sectors in the coal supply chain enjoyed faster employment growth rates at the national level than average (Table 9). Mining, manufacturing, wholesale trade, and retail trade experienced some growth, but their growth rates are lower than the national average. The utility sector is the only sector in the coal supply chain that experienced a decline in employment at the national level (Table 9).

### **Expected Change in Employment**

The expected change in employment is the sum of the national growth effect and the industrial mix effect. This is the employment change one will expect to see in a regional sector if the sector follows the national trend.

### **Regional Competitive Effect**

The third component of a shift-share analysis is the regional competitive effect. This component helps determine whether a regional sector is growing faster or slower than a similar sector at the national level. The regional competitive effect for a sector is the difference between the actual and the expected changes in employment. This effect reflects regional comparative advantages or disadvantages of a sector compared to the national level.



**Table 9: National Trends in Industry Employment 2009-2019**

Industry	Employment in 2009 (Thousands of Jobs)	Employment in 2019 (Thousands of Jobs)	Change in Employment 2009-2019 (Thousands of Jobs)	Compound Annual Rate of Change (%) 2009-2019
Mining	643.3	684.6	41.3	0.6
Construction	6,016.50	7,492.20	1,475.70	2.5
Manufacturing	11,847.90	12,839.50	991.6	0.8
Utilities	560.1	549	-11.1	-0.2
Wholesale trade	5,520.90	5,903.40	382.5	0.7
Retail trade	14,527.60	15,644.20	1,116.60	0.8
Transportation and warehousing	4,224.70	5,618.10	1,393.40	3.3
Information	2,803.80	2,859.40	55.6	0.2
Financial activities	7,838.00	8,746.00	908	1.2
Professional and business services	16,633.80	21,313.10	4,679.30	2.8
Educational services	3,090.50	3,764.50	674	2.2
Healthcare and social assistance	16,539.80	20,412.60	3,872.80	2.3
Leisure and hospitality	13,077.50	16,575.90	3,498.40	2.7
Other services	6,150.10	6,713.80	563.7	0.9
Federal government	2,832.00	2,834.00	2	0.0
State and local government	19,722.70	19,759.40	36.7	0.0
Agricultural (wage and salary)	1,175.70	1,565.20	389.5	3.3
Agricultural (self-employed)	836.2	738.4	-97.8	-1.2
Nonagricultural (self-employed)	8,995.30	8,782.30	-213	-0.2
Total	143,036.40	162,795.60	19,759.20	1.4

Source: Dubina et al. (2020). Projections overview and highlights, 2019–29. *Monthly Labor Review*. The U.S. Bureau of Labor Statistics. Retrieved from <https://www.bls.gov/opub/mlr/2020/article/projections-overview-and-highlights-2019-29.htm>

## I. OMEGA REGION

Table 10 and Figure 16 present the shift-share analysis for the OMEGA region. According to the analysis, the OMEGA region's mining, manufacturing, and transportation sectors grew more than the national trend. In other words, the region has comparative advantages in these sectors.

**Mining** – from 2010 to 2019, the mining sector grew slower than the average national employment growth rate. While US employment grew by 1.4% per year, the mining sector's employment only grew by 0.6% per year (Table 9). Over the same period, mining employment in the OMEGA region increased by almost 3% per year, from 3,161 jobs in 2010 to 4,008 jobs in 2019. The negative industrial mixed effect and the positive regional competitive effect indicate that the mining sector was a poor performer overall but fared better in the OMEGA region than elsewhere (Table 10).

**Manufacturing** – from 2010 to 2019, the construction sector grew 0.8% per year at the national level (Table 9). The sector's negative industrial mixed effect means it performed poorly at the national level (Table 10). However, in the same period, manufacturing employment in the OMEGA region grew by 1.4% annually, from 30,339 jobs in 2010 to 34,061 jobs in 2019. The sector's positive regional competitive effect indicates that manufacturing in the OMEGA region outperformed the national average (Table 10).

**Transportation** – from 2010 to 2019, the transportation sector grew by 3.3% per year at the national level, which was significantly higher than the average national employment growth rate (1.4% per year) (Table 9). In the same period, transportation-related employment in the OMEGA region enjoyed an average annual growth rate of 5.9%, growing from 5,234 jobs in 2010 to 8,027 jobs in 2019. The positive industrial mixed effect and the positive regional competitive effect indicate that the sector was a good performer at the national level and even better in the OMEGA region than it was elsewhere (Table 10).

**Construction** – from 2010 to 2019, the construction sector grew by 2.5% per year at the national level. This growth rate is higher than the 1.4% average national employment growth rate (Table 9). However, in the same period, construction employment in the OMEGA region grew by only 2.2% per year, from 7,504 jobs in 2010 to 9,020 jobs in 2019. The sector's negative regional competitive effect suggests that the sector performed poorer in the OMEGA region than it did elsewhere.

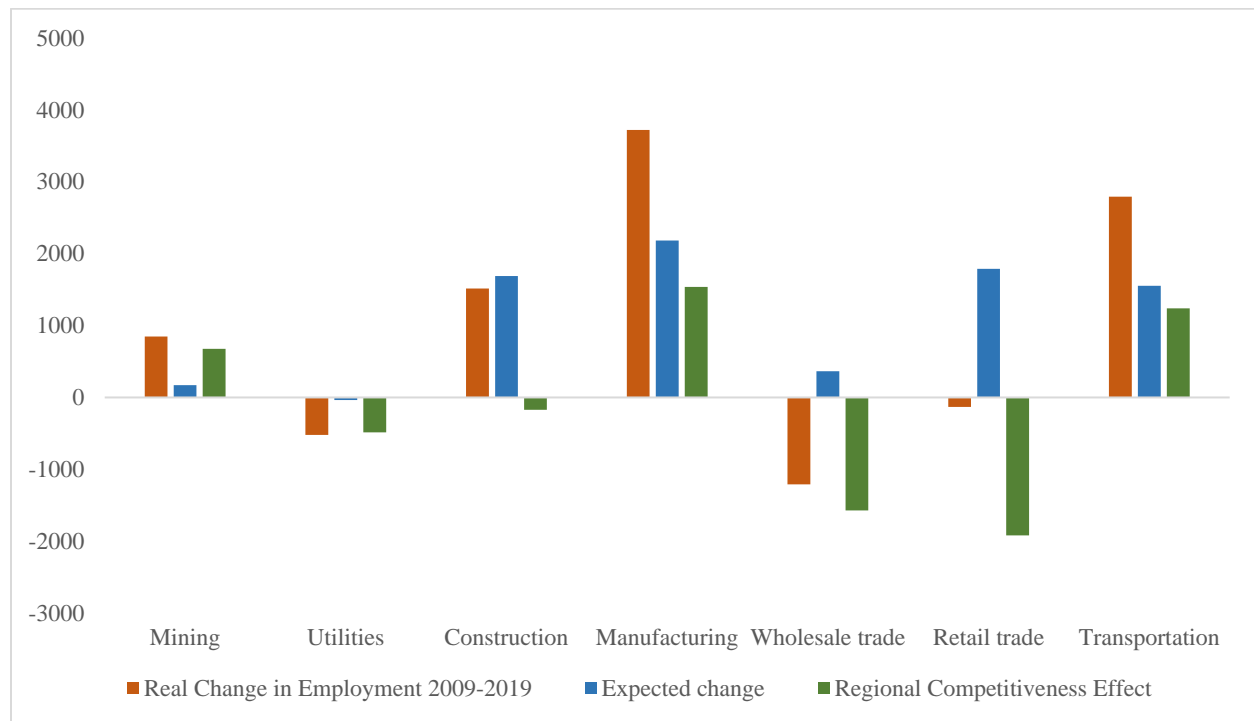
**Utilities** – Utilities is the only sector in the coal supply chain that experienced a decline in employment at the national level from 2010 to 2019. The sector's negative regional competitive effect indicates that utilities' employment experienced a greater decline in the OMEGA region than elsewhere. In fact, from 2010 to 2019, utility employment in the OMEGA region declined by 2.8% per year, losing a total of 522 jobs as employment fell from 2,057 jobs in 2010 to 1,535 jobs in 2019.

**Wholesale Trade and Retails Trade** –from 2010 to 2019, these sectors grew at lower rates than the average national employment trend. The negative industrial mixed effects and negative regional competitive effects indicate that these sectors performed poorer in the OMEGA region than they did elsewhere (Table 10). In other words, the OMEGA region has disadvantages in these sectors compared to the national average.

**Table 10: Shift-Share Analysis 2010-2019, OMEGA Region**

Industry	Employment in 2010	Employment in 2019	Actual Change in Employment 2009-2019	National Growth Effect	Industrial Mixed Effect	Expected Change	Regional Competitive Effect
<b>Mining</b>	<b>3161</b>	<b>4008</b>	<b>847</b>	<b>398</b>	<b>-228</b>	<b>171</b>	<b>676</b>
Utilities	2057	1535	-522	259	-296	-37	-485
Construction	7504	9020	1516	946	743	1688	-172
<b>Manufacturing</b>	<b>30339</b>	<b>34061</b>	<b>3722</b>	<b>3823</b>	<b>-1638</b>	<b>2184</b>	<b>1538</b>
Wholesale trade	5774	4565	-1209	728	-364	364	-1573
Retail trade	25859	25728	-131	3258	-1469	1789	-1920
<b>Transportation</b>	<b>5234</b>	<b>8027</b>	<b>2793</b>	<b>659</b>	<b>894</b>	<b>1554</b>	<b>1239</b>

**Figure 16: Shift-Share Analysis OMEGA Region, 2010-2019**



The shift-share analysis for the OMEGA region shows that the region has competitive advantages in the mining, manufacturing, and transportation sectors. These sectors not only experienced positive regional employment growth but also performed better in the OMEGA region than elsewhere in the US. Tables 11, 12, and 13 present the real GDP contributed to the region by industries in the transportation sector, mining sector, and manufacturing sector, respectively.

The transportation sector contributed \$735.5 million in real GDP to the region in 2019 (Table 11). Among the industries in the transportation sector, truck transportation, pipeline transportation, and warehousing are the most significant contributors in the region. In 2019, truck transportation accounted for 52.3% of the sector's real GDP (\$385.3 million), pipeline transportation accounted for 14.2% (\$104.4 million), and warehousing and storage accounted for 10.7% (\$78.5 million) (Table 11).

**Table 11: Amount of Real GDP contributed to the OMEGA Region by Industries in the Transportation Sector**

<b>Transportation Industry Name</b>	<b>Real GDP (in 2012 dollars)</b>
Truck transportation	\$385,277,554
Pipeline transportation	\$104,443,908
Warehousing and storage	\$78,516,402
Scenic and sightseeing transportation and support activities for transportation	\$59,786,192
Rail transportation	\$34,694,849
Couriers and messengers	\$32,297,098
Air transportation	\$26,321,917
Transit and ground passenger transportation	\$11,217,865
Water transportation	\$2,964,865
<b>Total</b>	<b>\$ 735,520,649</b>

**Table 12: Amount of Real GDP contributed to the OMEGA Region by Industries in the Mining Sector**

<b>Mining Industry Name</b>	<b>Real GDP (in 2012 dollars)</b>
Support activities for oil and gas operations	\$174,912,650
Coal mining	\$168,979,284
Oil and gas extraction	\$54,308,473
Drilling oil and gas wells	\$47,906,595
Other nonmetallic minerals services	\$44,444,700
Stone mining and quarrying	\$32,234,394
Sand and gravel mining	\$32,224,196
Metal mining services	\$5,842,291
Other clay, ceramic, refractory minerals mining	\$1,812,770
Other chemical and fertilizer mineral mining	\$1,364,846
Other nonmetallic minerals	\$11,353

<b>Total</b>	<b>\$564,041,562</b>
--------------	----------------------

**Table 13: Amount of Real GDP contributed to the OMEGA Region by Industries in the Manufacturing Sector**

<b>Manufacturing industry name</b>	<b>Real GDP (in 2012 dollars)</b>
Asphalt paving mixture and block manufacturing	\$31,023,081
Plastics material and resin manufacturing	\$12,832,883
Mining machinery and equipment manufacturing	\$6,226,247
Electroplating, anodizing, and coloring metal	\$4,745,276
Rubber and plastics hoses and belting manufacturing	\$3,909,866
Oil and gas field machinery and equipment manufacturing	\$3,185,075
<b>Total</b>	<b>\$61,922,431</b>

### **Employment Projection for the OMEGA Region’s Coal Supply Chain Sectors**

Table 14 presents the projected employment in 2029 for the coal supply chain sectors in the OMEGA region, assuming that all sectors maintain the same compound annual rate of change in employment. According to the projection, if the coal supply chain sectors maintain their performance from 2019 to 2029, there will be 1,193 more jobs in the mining sector, 2,025 more jobs in the construction sector, 4,643 more jobs in the manufacturing sector, and 4,759 more jobs in the transportation sector (Table 14). Further declines in employment will be seen in the utility (-433 jobs), wholesale trade (-1,062 jobs), and retail trade sectors (-145 jobs) (Table 14).

**Table 14: Projected employment for OMEGA region**

<b>Industry Code</b>	<b>Industry Name</b>	<b>Employment in 2019</b>	<b>Compound Annual Rate of Change in Employment (%)</b>	<b>Projected Employment in 2029</b>	<b>Expected change in employment (2019-2029)</b>
21	Mining	4008	3.0	5,201	1,193
22	Utilities	1535	-2.8	1,102	-433
23	Construction	9020	2.2	11,045	2,025
31-33	Manufacturing	34061	1.4	38,704	4,643
42	Wholesale trade	4565	-2.3	3,503	-1,062
44-45	Retail trade	25728	-0.1	25,583	-145
48-49	Transportation	8027	5.9	12,786	4,759

## II. BUCKEYE HILLS REGION

Table 12 and Figure 21 present the shift-share analysis for the Buckeye Hills region. According to the analysis, the Buckeye Hills region's construction sector grew beyond the national trend. In other words, the region has comparative advantages in construction.

**Construction** – From 2010 to 2019, the construction sector grew faster than the average national employment trend. While US employment grew by 1.4% per year on average, the construction sector at the national level increased by 2.5% per year (Table 9). The positive industrial mixed effect indicates that the construction sector was a good performer at the national level. In the Buckeye Hills region, construction employment grew by 28%, from 2,463 jobs in 2010 to 3,150 jobs in 2019 (Table 15). The positive regional competitive effect shows that the construction sector's employment in the Buckeye Hills region grew faster than it did elsewhere (Table 15).

**Utilities** – The utility sector was the only sector in the coal supply chain that experienced a decline in employment at the national level between 2010 and 2019 (Table 9). In the same period, utility employment in the Buckeye Hills region declined by 45%, from 536 jobs in 2010 to 295 jobs in 2019. The sector's negative regional competitive effect indicates that the sector performed worse in the region than it did elsewhere (Table 15).

**Mining, Wholesale Trade, and Retail Trade** – from 2010 to 2019, these sectors were poor performers at the national level since their employment growth rates were much slower than the 1.4% national annual employment growth rate (Table 9). The sectors' positive actual changes in employment and their negative regional competitive effects indicate that these sectors experienced some regional growth. However, their regional growth rates were slower than they were elsewhere (Table 15).

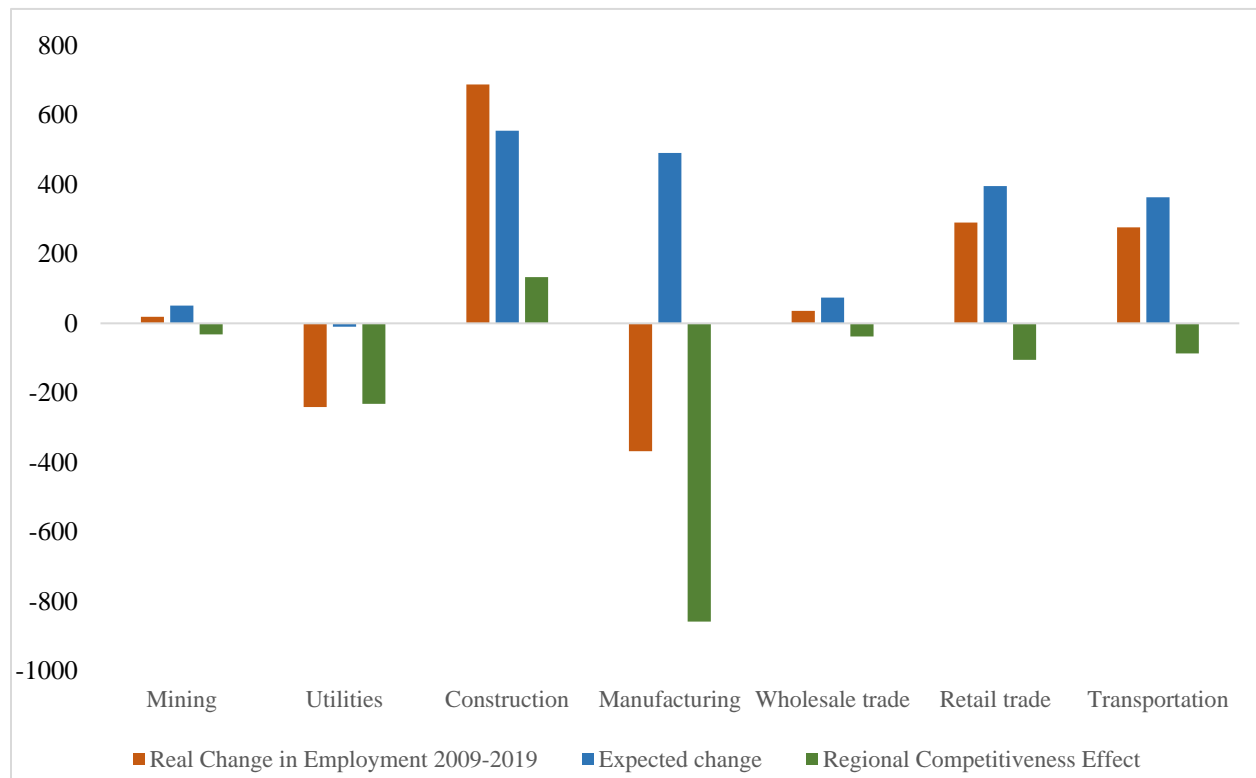
**Manufacturing** – Although manufacturing is a slow performer at the national level, on average, the sector's employment still grew by 0.8% per year from 2010 to 2019. In the same period, manufacturing in the Buckeye Hills region experienced a 5.4% decline in employment, from 6,805 jobs in 2010 to 6,447 jobs in 2019 (Table 15). The sector's large negative regional competitive effect indicates that manufacturing declined much faster in the Buckeye Hills region than it did elsewhere (Table 15).

**Transportation** – Transportation is one of the fastest-growing sectors at the national level. On average, the sector's employment grew by 3.3% annually from 2010 to 2019 (Table 9). In the same period, transportation employment in the Buckeye Hills region grew by only 2.5% annually, from 1,221 jobs in 2010 to 1,497 jobs in 2019 (Table 15). The sector's positive actual change in employment and the negative regional competitive effect indicate that the sector enjoyed some growth in the region, but its growth rate was slower in the region than it was elsewhere (Table 15).

**Table 15: Shift-Share Analysis of the Buckeye Hills Region, 2009-2019**

Industry Name	Employment in 2010	Employment in 2019	Actual Change in Employment (2009-2019)	National Growth Effect	Industrial Mixed Effect	Expected change	Regional Competitive Effect
Mining	941	960	19	119	-68	51	-32
Utilities	536	295	-241	68	-77	-10	-231
<b>Construction</b>	<b>2463</b>	<b>3150</b>	<b>687</b>	<b>310</b>	<b>244</b>	<b>554</b>	<b>133</b>
Manufacturing	6805	6437	-368	857	-367	490	-858
Wholesale trade	1172	1208	36	148	-74	74	-38
Retail trade	5710	6000	290	719	-324	395	-105
Transportation	1221	1497	276	154	209	362	-86

**Figure 21: Shift share analysis of the Buckeye Hills Region, 2009-2019**



The shift-share analysis for the Buckeye Hills region shows that the region has competitive advantages in the construction sector. Construction in the region experienced positive regional employment growth and performed better in the region than it did elsewhere. Table 16 presents the amount contributed to the real GDP of the region by industries in the construction sector. In 2019, the construction sector contributed \$428.2 million to the real GDP of the region. Among the construction industries, the construction of new single-family residential structures and new commercial structures were the largest contributors in 2019 (Table 16).

Table 17 presents the amount contributed to the real GDP of the region by transportation industries. Although transportation is not a sector with comparative advantages in the Buckeye Hills region, the sector did experience significant employment growth from 2010 to 2019. In 2019, the transportation sector contributed \$168.6 million to the real GDP of the region. Among the industries in the region's transportation sector, truck, and pipeline transportation were the largest contributors. In 2019, truck transportation accounted for 59.5% of the sector's real GDP (\$100.3 million), and pipeline transportation accounted for 15% of the sector's real GDP (\$25.3 million).

**Table 16: Amount of Real GDP contributed to the Buckeye Hills Region by Industries by Construction Industries**

<b>Construction Industry Name</b>	<b>Real GDP (in 2012 Dollars)</b>
Construction of new single-family residential structures	\$86,977,865
Construction of new commercial structures, including farm structures	\$49,644,318
Construction of other new residential structures	\$41,190,543
Construction of new power and communication structures	\$37,660,417
Construction of new educational and vocational structures	\$36,288,328
Construction of new highways and streets	\$32,668,532
Construction of other new nonresidential structures	\$31,113,539
Maintenance and repair of construction of nonresidential structures	\$30,694,652
Construction of new multifamily residential structures	\$26,336,456
Construction of new manufacturing structures	\$21,892,462
Maintenance and repair of construction of residential structures	\$14,765,593
Construction of new healthcare structures	\$13,632,104
Maintenance and repair of construction of highways, streets, bridges, and tunnels	\$5,313,064
<b>Total</b>	<b>\$428,177,878</b>

**Table 17: Amount of Real GDP contributed to the Buckeye Hills Region by Industries by Transportation Industries**

<b>Transportation industry name</b>	<b>Real GDP (in 2012 dollars)</b>
Truck transportation	\$100,319,488
Pipeline transportation	\$25,299,218
Scenic and sightseeing transportation and support activities for transportation	\$18,292,131
Warehousing and storage	\$7,404,766
Transit and ground passenger transportation	\$5,579,148
Couriers and messengers	\$4,601,753
Rail transportation	\$3,919,797
Air transportation	\$1,960,020
Water transportation	\$1,224,660
<b>Total</b>	<b>\$168,600,981</b>



## Employment Projection for the Buckeye Hills Region’s Coal Supply Chain Sectors

Table 18 presents the projected employment in 2029 for the coal supply chain sectors in the Buckeye Hills region, assuming that all sectors maintain the same compound annual rate of change in employment. According to the projection, if the coal supply chain sectors maintain their performance from 2019 to 2029, there will be 22 more jobs in the mining sector, 976 more jobs in the construction sector, 41 more jobs in wholesale trade, 339 more jobs in retail trade, and 376 more jobs in the transportation sector (Table 18). Further declines in employment will be seen in the utility (-147 jobs) and manufacturing sectors (-387 jobs) (Table 18).

**Table 18: Projected Employment for the Buckeye Hills Region**

Industry Code	Industry Name	Employment in 2019	Compound Annual Rate of Change in Employment (%)	Projected Employment in 2029	Expected change in employment (2019-2029)
21	Mining	960	0.2	982	22
22	Utilities	295	-5.0	148	-147
23	Construction	3150	3.1	4126	976
31-33	Manufacturing	6437	-0.6	6050	-387
42	Wholesale trade	1208	0.3	1249	41
44-45	Retail trade	6000	0.6	6339	339
48-49	Transportation	1497	2.5	1873	376

References:

Dubina, K., Kim, J.L., Rolen, E., and Rieley, M. (2020). Projections overview and highlights, 2019–29. *Monthly Labor Review (The U.S. Bureau of Labor Statistics)*. Retrieved from <https://www.bls.gov/opub/mlr/2020/article/projections-overview-and-highlights-2019-29.htm>

IMPLAN Group LLC, IMPLAN System (2019 data and software), 16905 Northcross Dr., Suite 120, Huntersville, NC 28078 [www.IMPLAN.com](http://www.IMPLAN.com)

Mergent Intellect (n.d.). [List of transportation businesses (SIC codes 40-47) in OMEGA region, Ohio]. Retrieved October 12, 2020, from <https://libguides.library.ohio.edu/business/databases/mergent-intellect>.

Mergent Intellect (n.d.). [List of transportation businesses (SIC codes 40-47) in Buckeye Hills region, Ohio]. Retrieved October 12, 2020, from <https://libguides.library.ohio.edu/business/databases/mergent-intellect>.

## **APPENDIX A**

### **Changes in coal supply chain sectors from 2010 to 2019 – County level**

#### **OMEGA REGION - COUNTY LEVEL**

List of counties in OMEGA region:

1. Belmont County
2. Carrol County
3. Columbiana County
4. Coshocton County
5. Guernsey County
6. Harrison County
7. Holmes County
8. Jefferson County
9. Muskingum County
10. Tuscarawas County

## 1. Belmont County

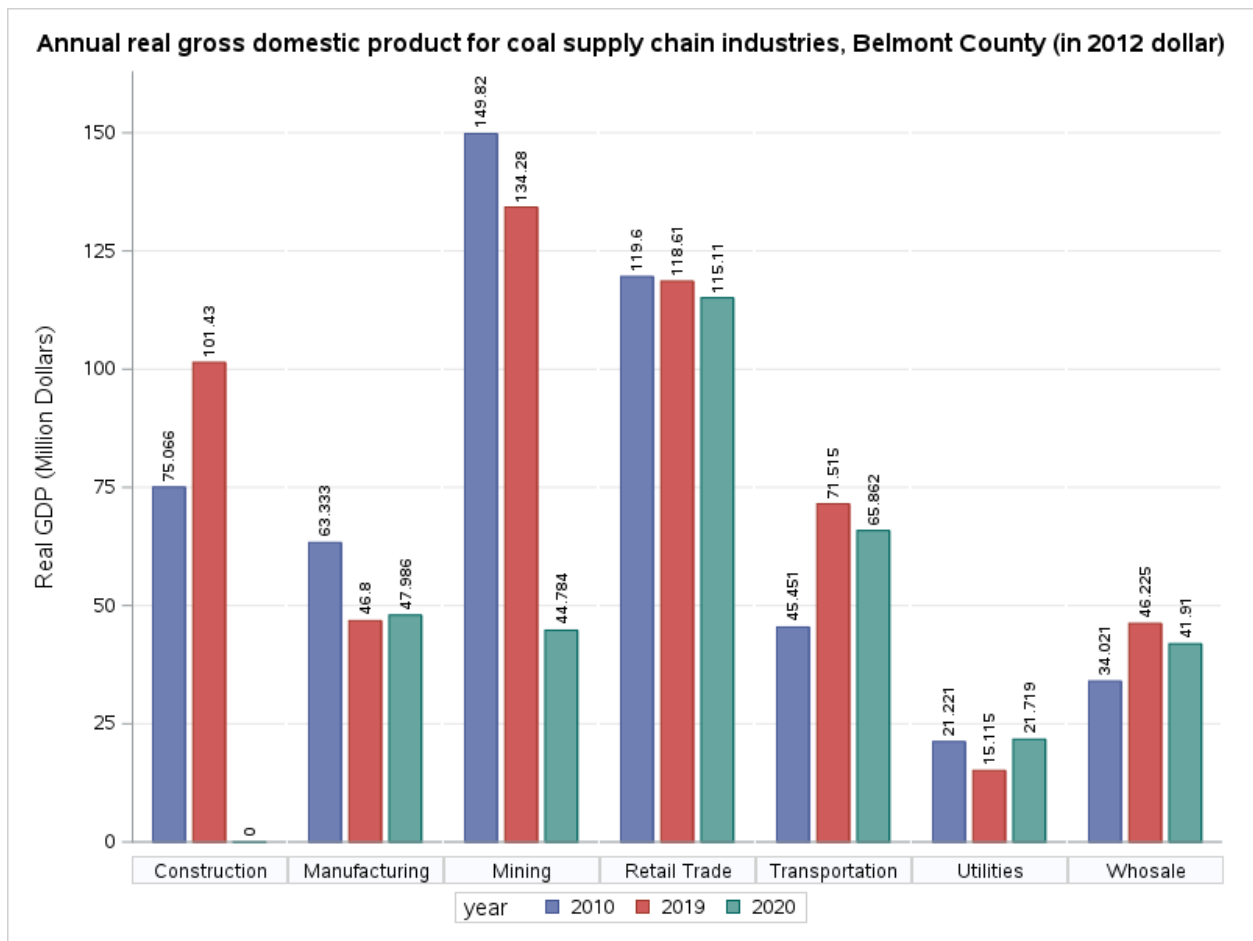
Industry Name	Real GDP in 2010 (million dollars)	Real GDP in 2019 (million dollars)	Change in Real GDP (million dollars)
Mining	\$149.821	\$134.284	-\$15.5371
Utilities	\$21.221	\$15.115	-\$6.1059
Construction	\$75.066	\$101.434	\$26.3678
Manufacturing	\$63.333	\$46.800	-\$16,5.337
Wholesale trade	\$34.021	\$46.225	\$12,2.042
Retail trade	\$119.600	\$118.615	-\$0.9849
Transportation	\$45.451	\$71.515	\$26.0635

Industry Name	Number of establishments in 2010	Number of establishments in 2019	Change in the number of establishments
Mining	24	61	37
Utilities	5	5	0
Construction	126	128	2
Manufacturing	43	39	-4
Wholesale trade	60	74	14
Retail trade	296	276	-20
Transportation	56	82	26

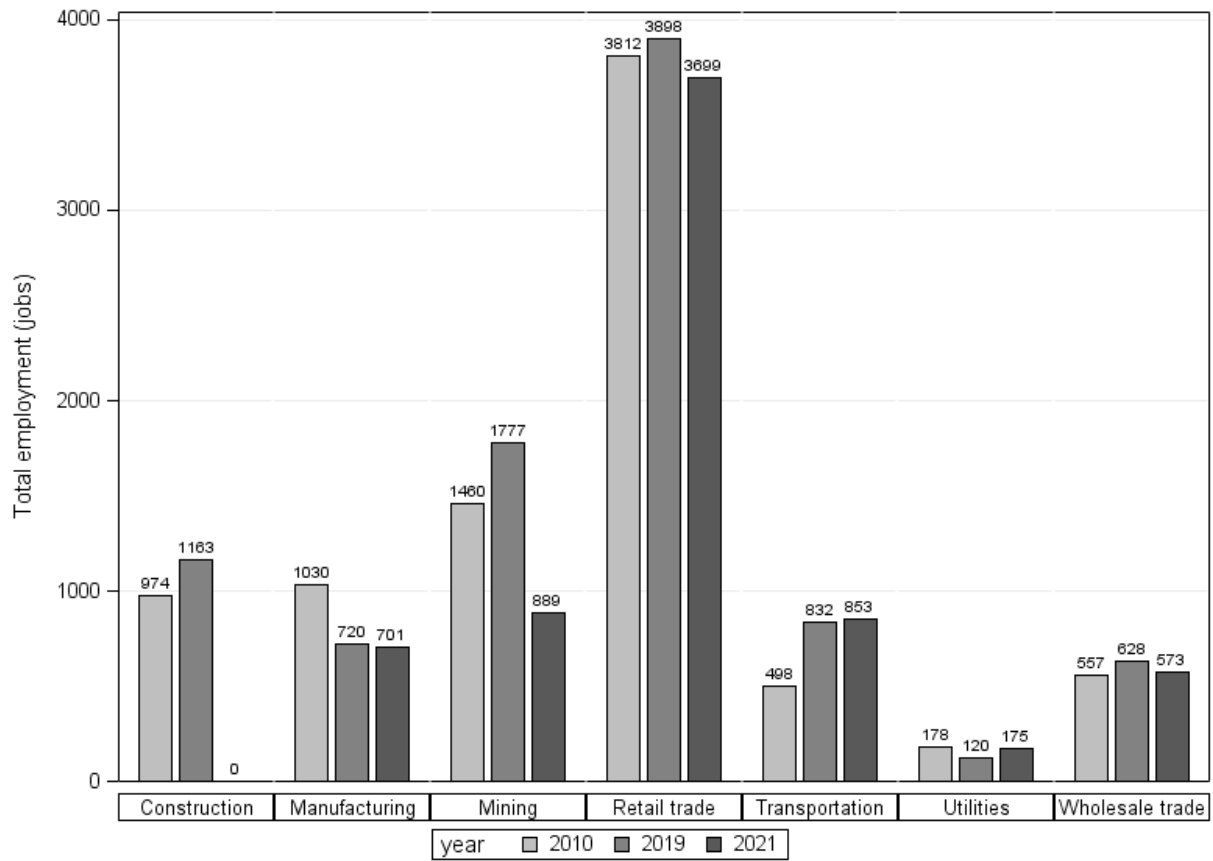
Industry Name	Employment in 2010	Employment in 2019	Change in Employment
Mining	1460	1777	317
Utilities	178	120	-58
Construction	974	1163	189
Manufacturing	1030	720	-310
Wholesale trade	557	628	71
Retail trade	3812	3898	86
Transportation	498	832	334

Industry Name	Total real annual wages in 2010	Total real annual wages in 2019	Change in total real annual wages
Mining	\$114,569,959	\$153,820,569	\$39,250,610
Utilities	\$14,636,099	\$9,814,141	-\$4,821,958
Construction	\$41,130,122	\$57,170,976	\$16,040,854
Manufacturing	\$47,803,556	\$35,251,809	-\$12,551,747
Wholesale trade	\$24,001,248	\$30,574,414	\$6,573,166
Retail trade	\$85,239,398	\$88,274,123	\$3,034,725
Transportation	\$21,638,105	\$41,493,407	\$19,855,303

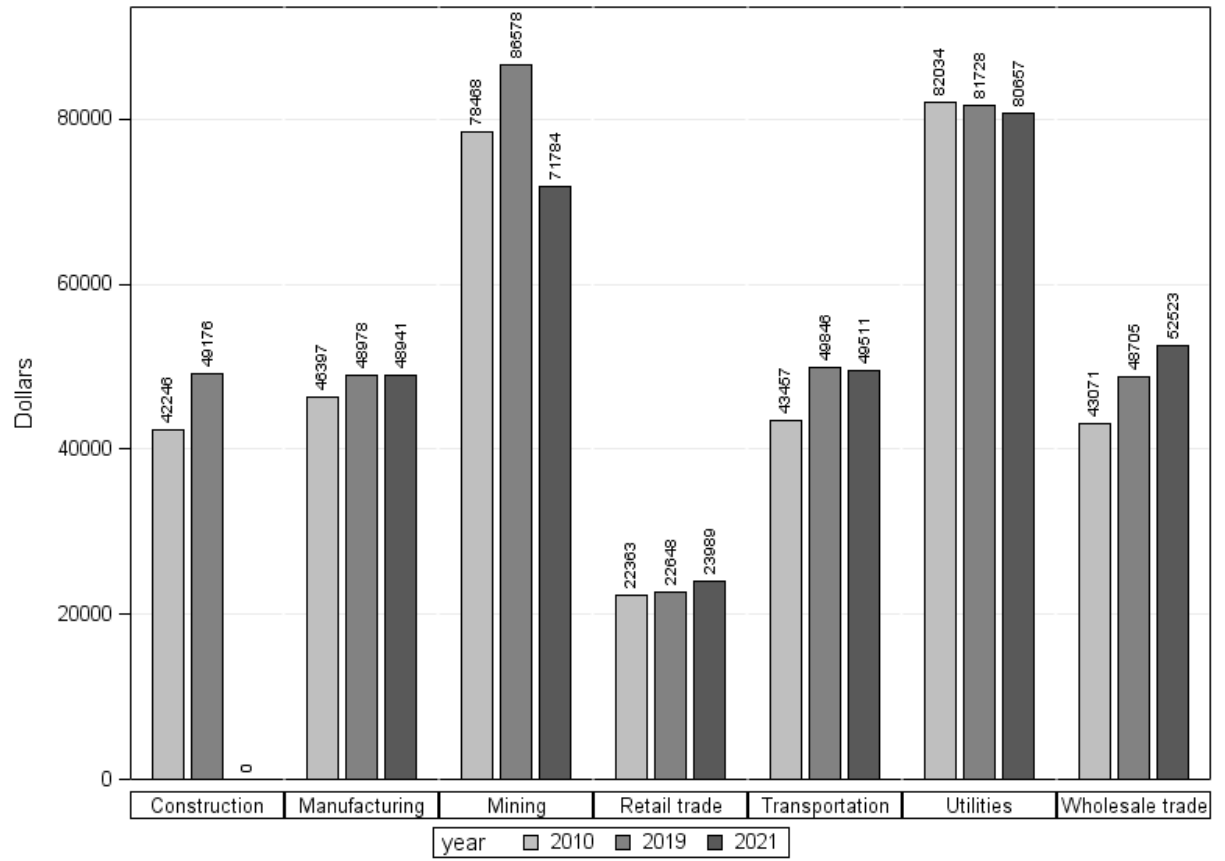
Industry Name	Real taxable annual wages in 2010	Real taxable annual wages in 2019	Change in real taxable annual wages
Mining	\$16,495,528	\$21,070,333	\$4,574,805
Utilities	\$1,766,802	\$984,282	-\$782,521
Construction	\$12,814,531	\$14,190,740	\$1,376,209
Manufacturing	\$10,645,276	\$7,091,874	-\$3,553,403
Wholesale trade	\$5,803,983	\$6,158,279	\$354,296
Retail trade	\$33,903,132	\$34,059,459	\$156,327
Transportation	\$6,234,462	\$10,515,608	\$4,281,145



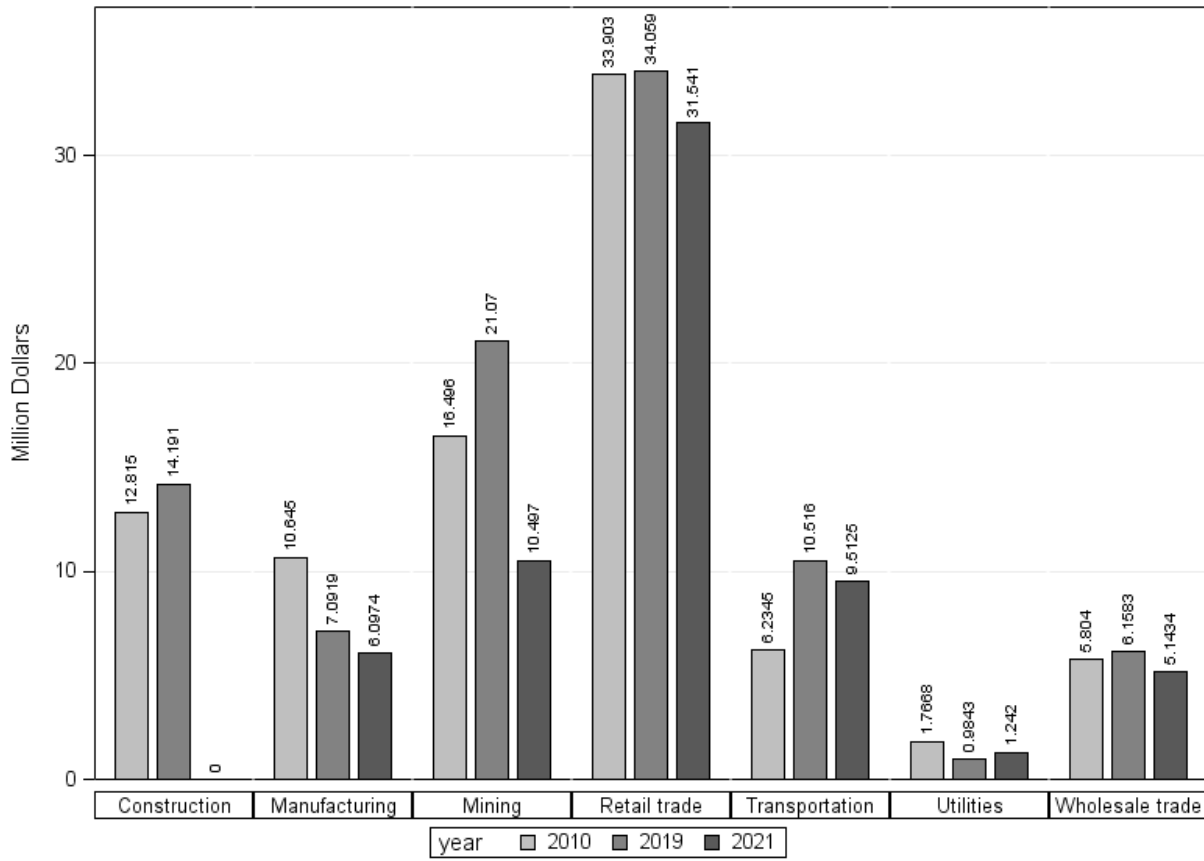
Annual employment for coal supply chain industries in Belmont County



Average annual pay for jobs in the coal supply chain industries, Belmont County (in 2012 dollar)



Total real taxable annual income from coal supply chain industries, Belmont County (in 2012 dollar)





## 2. Carroll County

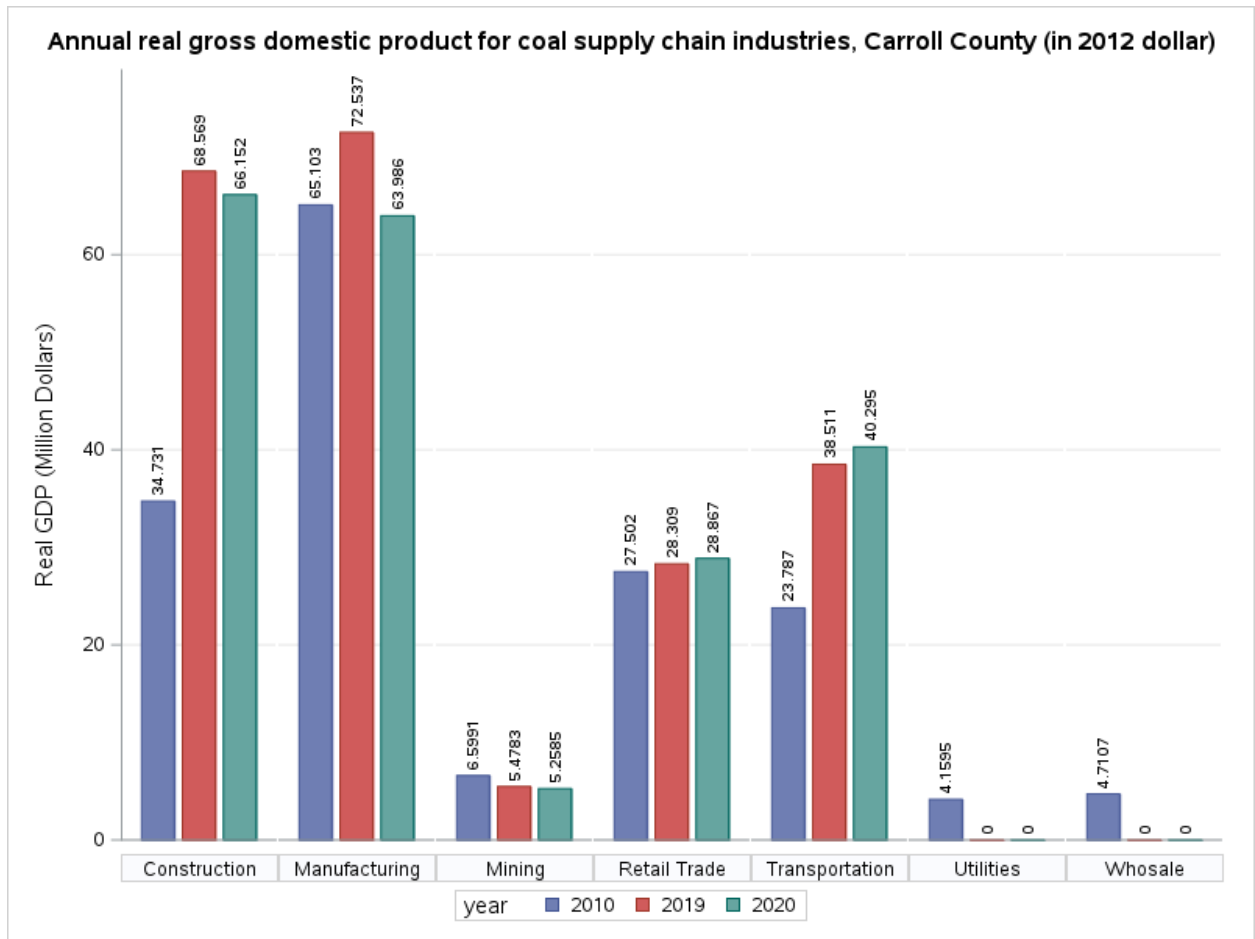
Industry Code	Industry Name	Real GDP in 2010 (million dollars)	Real GDP in 2019 (million dollars)	Change in Real GDP (million dollars)
21	Mining	\$6.5991	\$5.4783	-\$1.1208
22	Utilities	\$4.1595	\$0.000	-\$4.1595
23	Construction	\$34.7312	\$68.5686	\$33.8374
31-33	Manufacturing	\$65.1032	\$72.5373	\$7.4341
42	Wholesale trade	\$4.7107	\$0.000	-\$4.7107
44-45	Retail trade	\$27.5019	\$28.3090	\$0.8071
48-49	Transportation	\$23.7874	\$38.5113	\$14.7239

Industry Name	Number of establishments in 2010	Number of establishments in 2019	Change in the number of establishments
Mining	5	12	7
Utilities	3	2	-1
Construction	68	61	-7
Manufacturing	41	38	-3
Wholesale trade	17	24	7
Retail trade	68	64	-4
Transportation	21	22	1

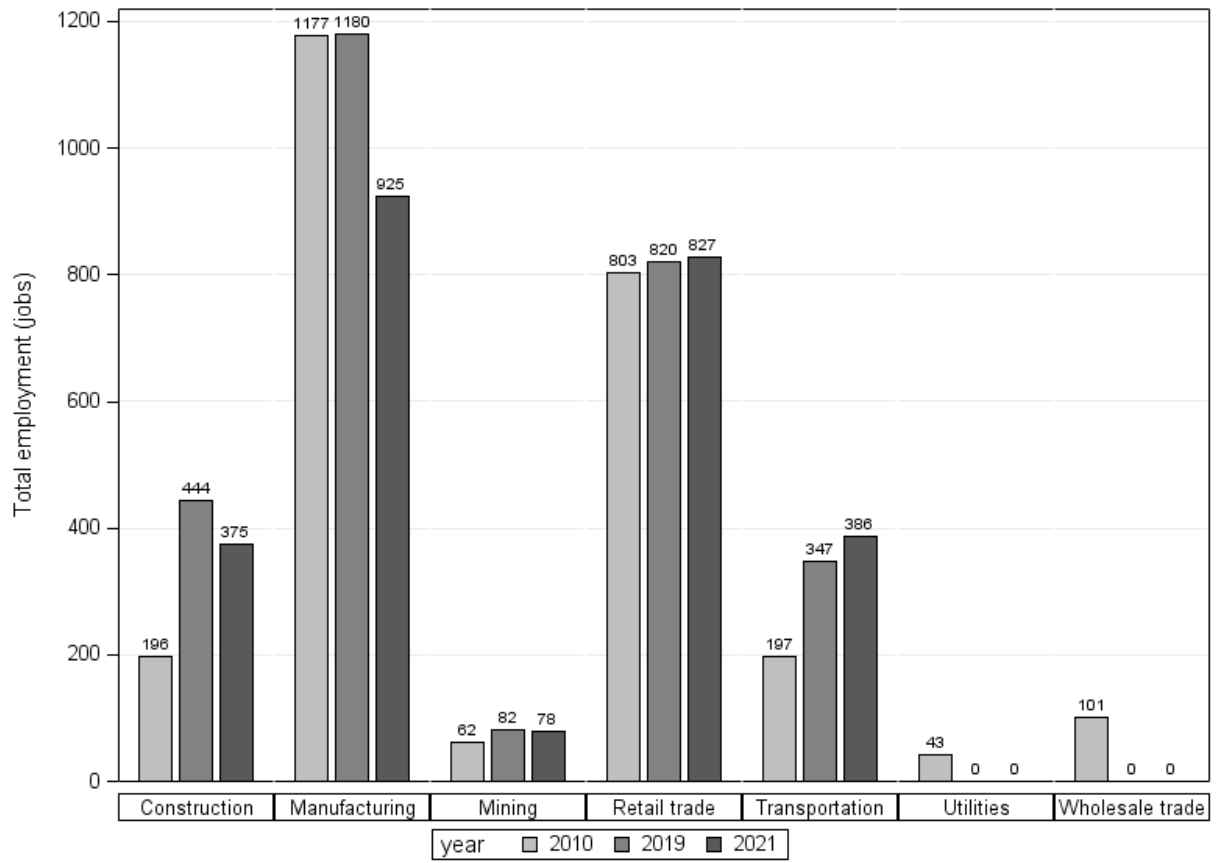
Industry Name	Employment in 2010	Employment in 2019	Change in Employment
Mining	62	82	20
Utilities	43	0	-43
Construction	196	444	248
Manufacturing	1177	1180	3
Wholesale trade	101	0	-101
Retail trade	803	820	17
Transportation	197	347	150

Industry Name	Total real annual wages in 2010	Total real annual wages in 2019	Change in total real annual wages
Mining	\$4,762,401	\$3,795,563	-\$966,838
Utilities	\$2,784,055	\$0	-\$2,784,055
Construction	\$5,996,836	\$21,547,925	\$15,551,090
Manufacturing	\$48,291,521	\$54,978,341	\$6,686,820
Wholesale trade	\$3,082,462	\$0	-\$3,082,462
Retail trade	\$19,613,477	\$21,387,223	\$1,773,746
Transportation	\$8,751,424	\$18,236,865	\$9,485,441

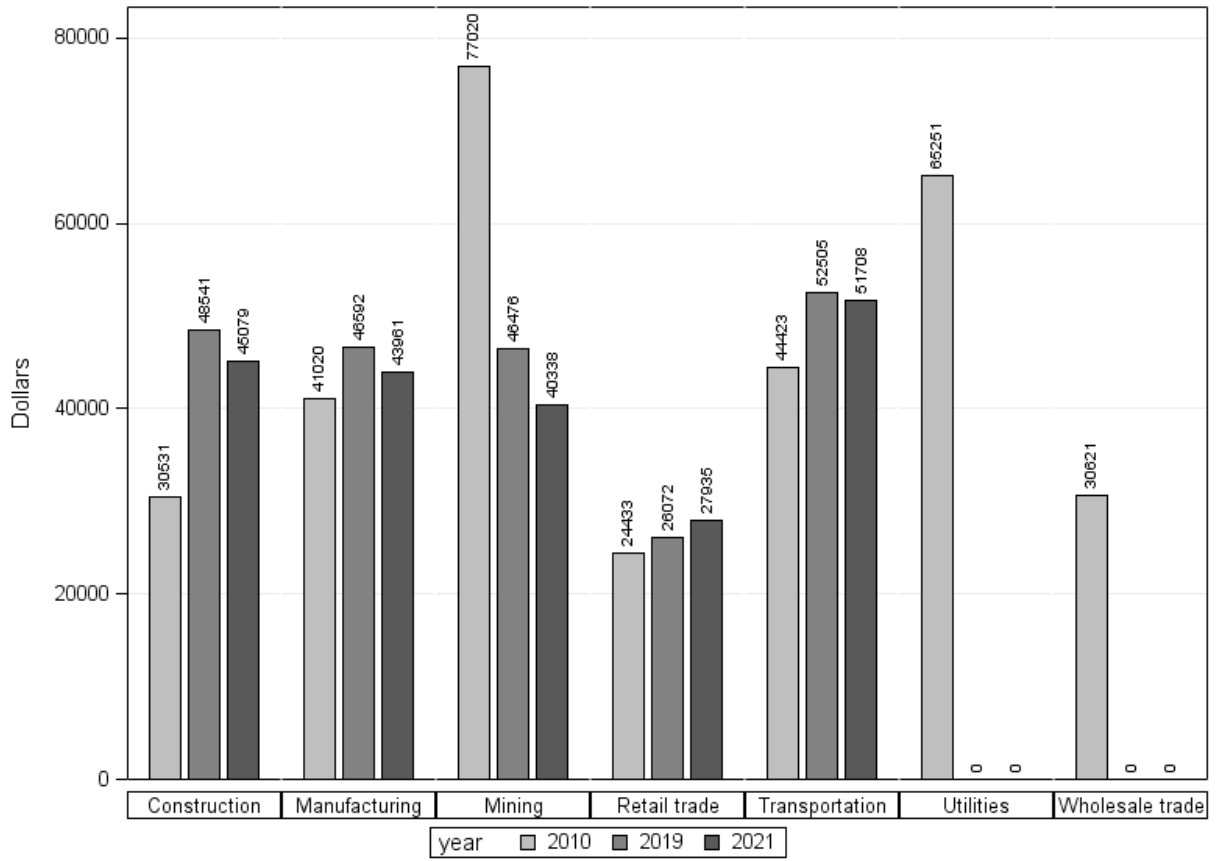
Industry Name	Real taxable annual wages in 2010	Real taxable annual wages in 2019	Change in real taxable annual wages
Mining	\$676,540	\$995,173	\$318,633
Utilities	\$438,308	\$0	-\$438,308
Construction	\$2,260,179	\$5,756,846	\$3,496,667
Manufacturing	\$12,032,164	\$11,898,305	-\$133,859
Wholesale trade	\$1,085,460	\$0	-\$1,085,460
Retail trade	\$7,129,078	\$7,157,613	\$28,535
Transportation	\$2,019,471	\$3,694,283	\$1,674,812



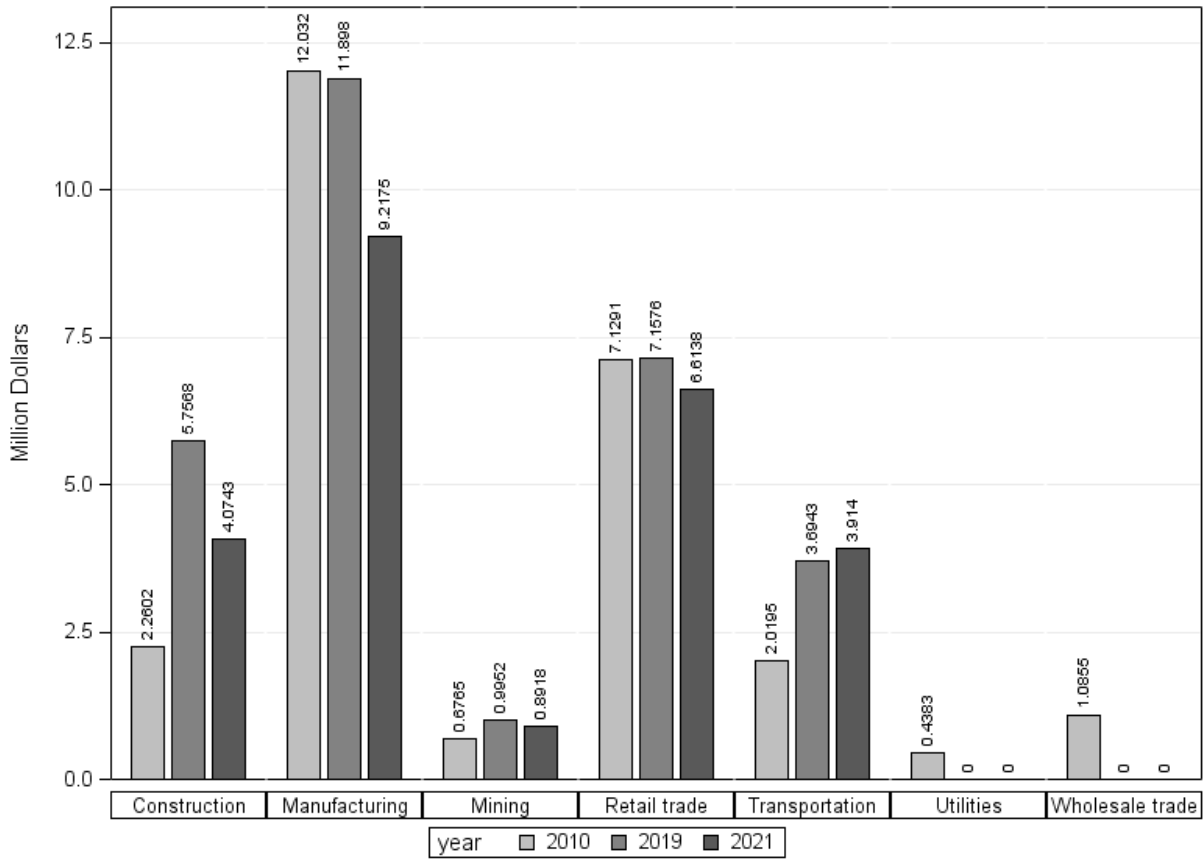
Annual employment for coal supply chain industries in Carroll County



Average annual pay for jobs in the coal supply chain industries, Carroll County (in 2012 dollar)



Total real taxable annual income from coal supply chain industries, Carroll County (in 2012 dollar)



### 3. Columbiana County

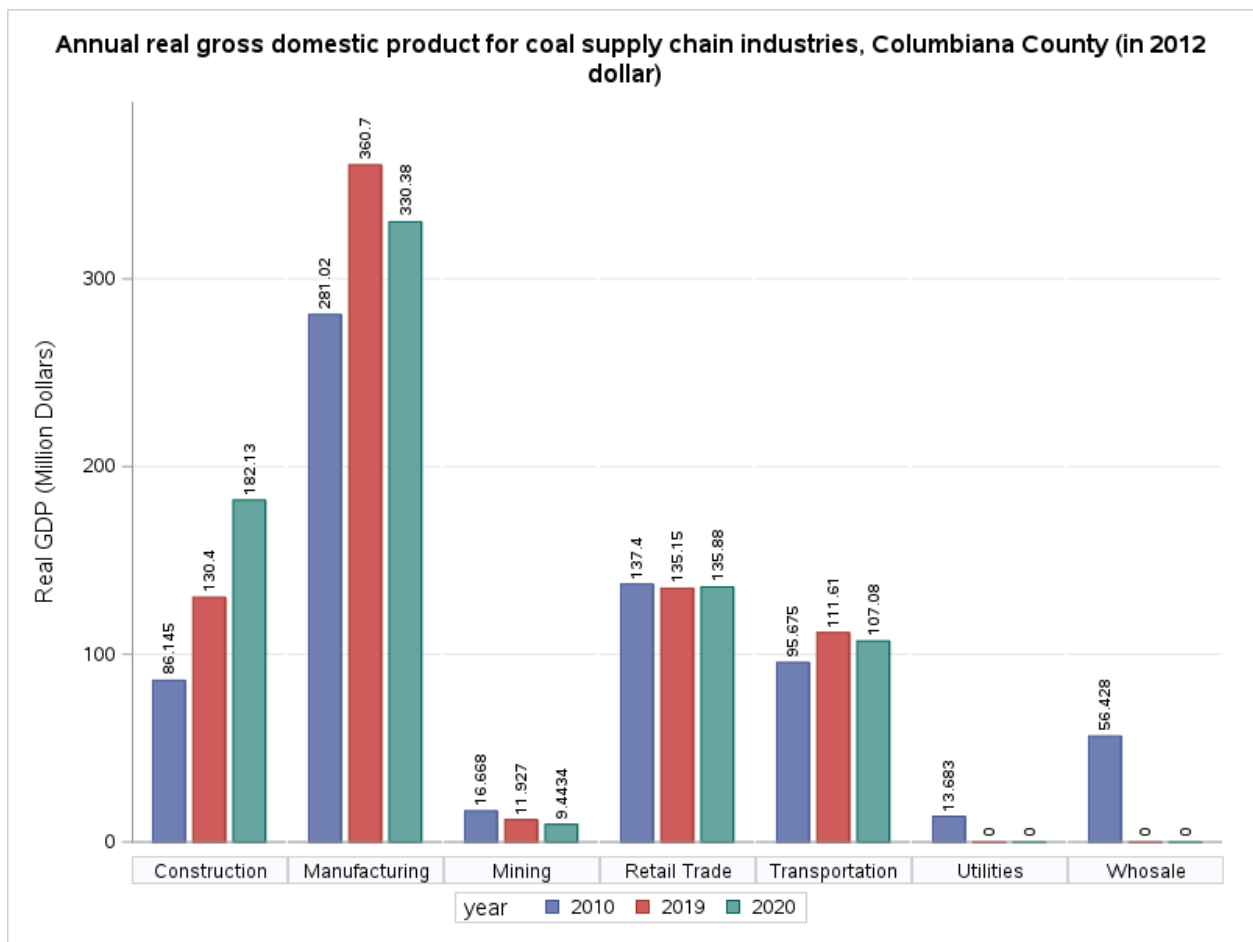
Industry Code	Industry Name	Real GDP in 2010	Real GDP in 2019	Change in Real GDP
21	Mining	\$16.668	\$11.927	-\$4.7409
22	Utilities	\$13.683	\$0.00	-\$13.6828
23	Construction	\$86.145	\$130.399	\$44.2534
31-33	Manufacturing	\$281.017	\$360.700	\$79.6825
42	Wholesale trade	\$56.428	\$0.00	-\$56.4285
44-45	Retail trade	\$137.401	\$135.151	-\$2.2502
48-49	Transportation	\$95.675	\$11.607	\$15.9322

Industry Name	Number of establishments in 2010	Number of establishments in 2019	Change in the number of establishments
Mining	14	26	12
Utilities	3	4	1
Construction	215	195	-20
Manufacturing	198	172	-26
Wholesale trade	126	122	-4
Retail trade	337	321	-16
Transportation	63	80	17

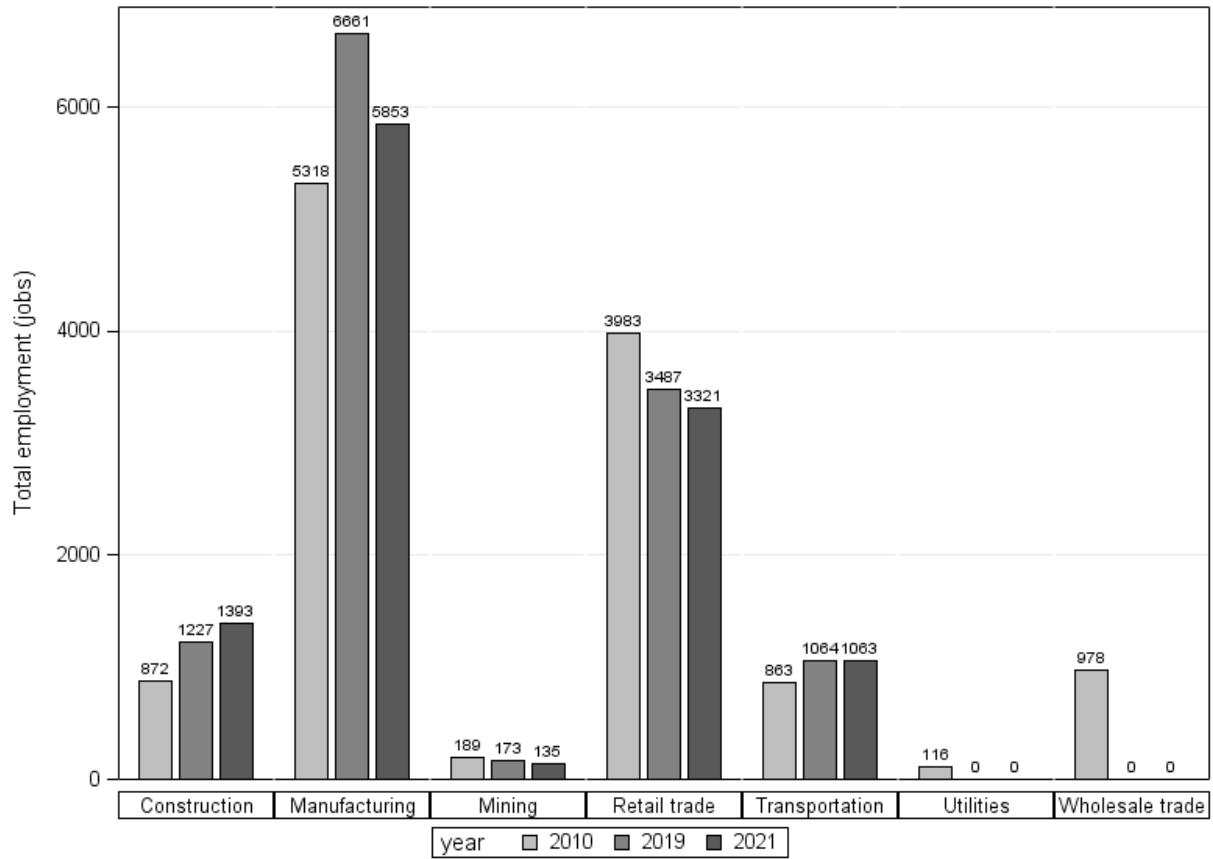
Industry Name	Employment in 2010	Employment in 2019	Change in Employment
Mining	189	173	-16
Utilities	116	0	-116
Construction	872	1227	355
Manufacturing	5318	6661	1343
Wholesale trade	978	0	-978
Retail trade	3983	3487	-496
Transportation	863	1064	201

Industry Name	Total real annual wages in 2010	Total real annual wages in 2019	Change in total real annual wages
Mining	\$9,624,302	\$7,733,081	-\$1,891,221
Utilities	\$9,424,174	\$0	-\$9,424,174
Construction	\$31,387,130	\$57,872,475	\$26,485,345
Manufacturing	\$208,636,373	\$270,427,756	\$61,791,383
Wholesale trade	\$38,261,768	\$0	-\$38,261,768
Retail trade	\$93,782,577	\$84,747,638	-\$9,034,939
Transportation	\$37,634,162	\$49,965,245	\$12,331,082

Industry Name	Real taxable annual wages in 2010	Real taxable annual wages in 2019	Change in real taxable annual wages
Mining	\$2,425,786	\$2,006,908	-\$418,878
Utilities	\$1,199,595	\$0	-\$1,199,595
Construction	\$10,447,045	\$15,100,314	\$4,653,270
Manufacturing	\$55,699,311	\$65,129,742	\$9,430,430
Wholesale trade	\$10,438,118	\$0	-\$10,438,118
Retail trade	\$35,705,389	\$30,534,527	-\$5,170,863
Transportation	\$9,854,008	\$11,427,045	\$1,573,037

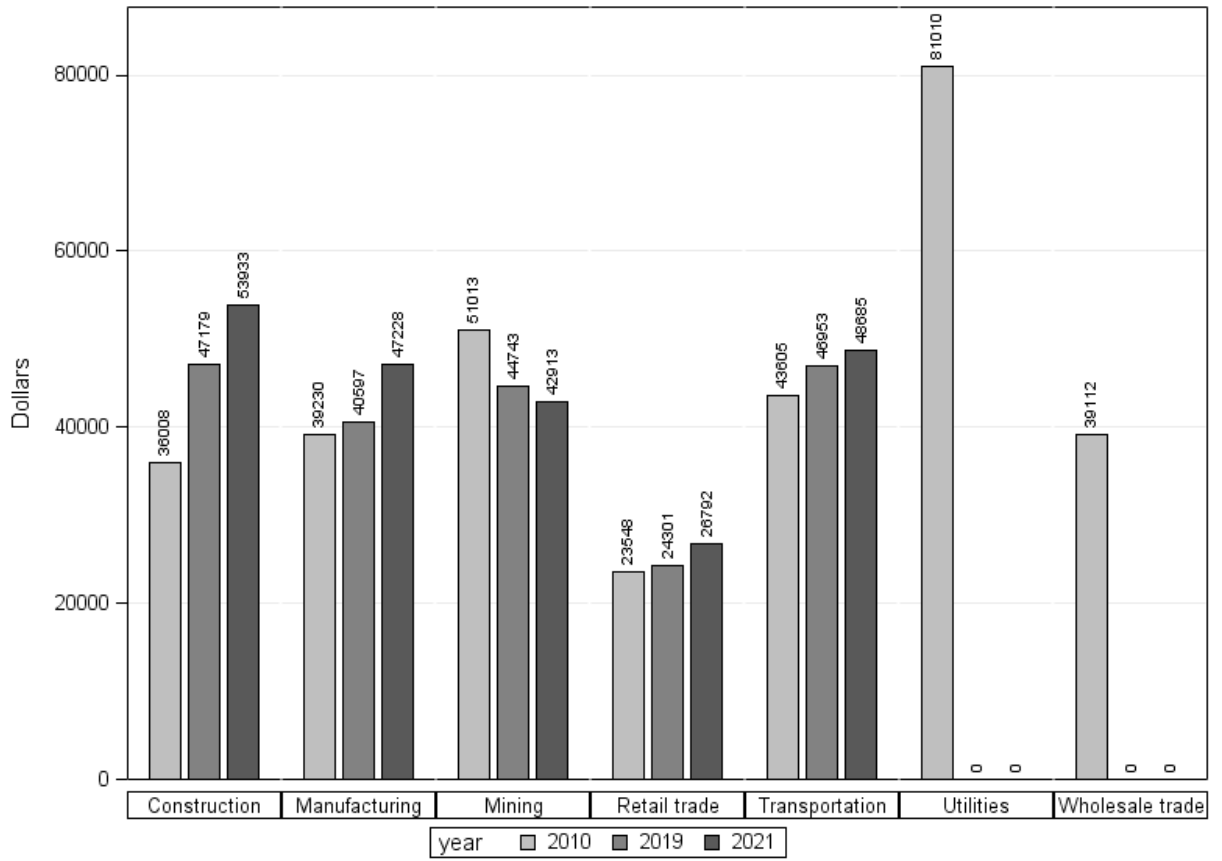


Annual employment for coal supply chain industries in Columbiana County

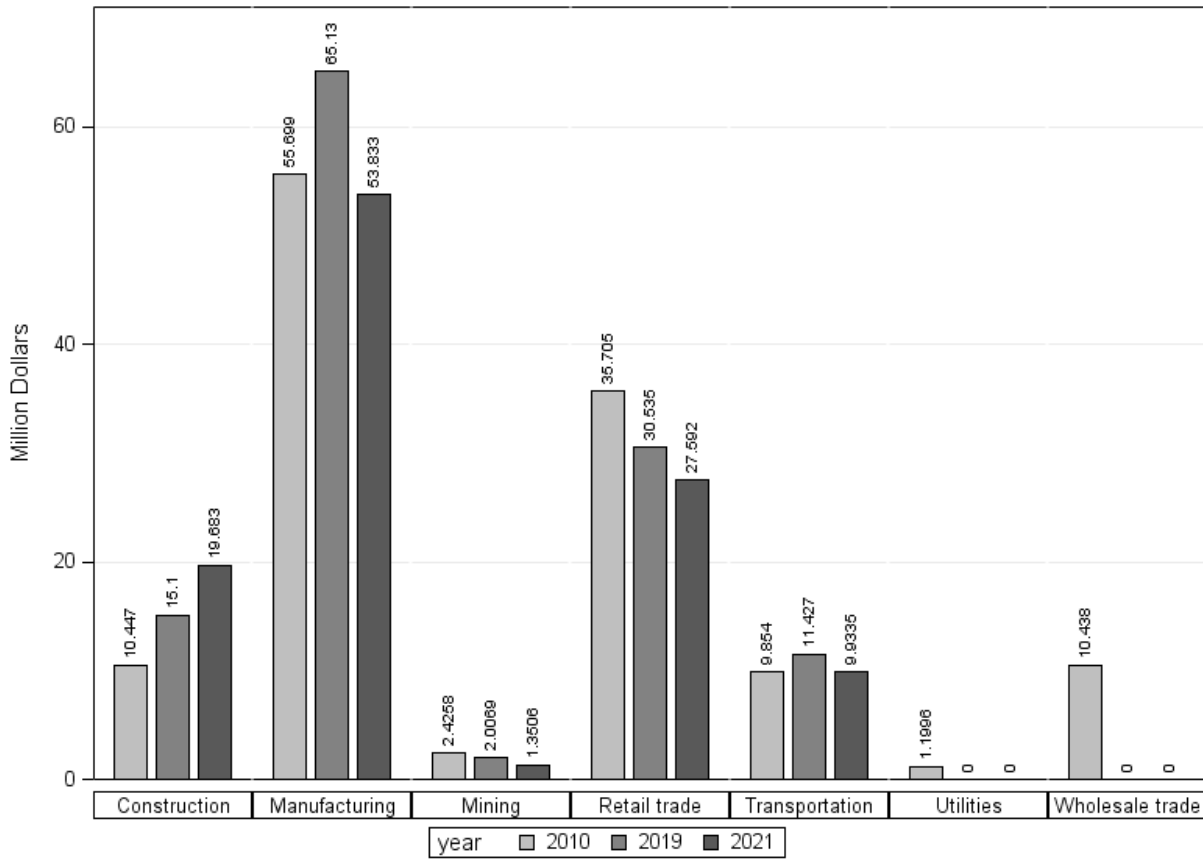




Average annual pay for jobs in the coal supply chain industries, Columbiana County (in 2012 dollar)



Total real taxable annual income from coal supply chain industries, Columbiana County (in 2012 dollar)



#### 4. Coshocton County

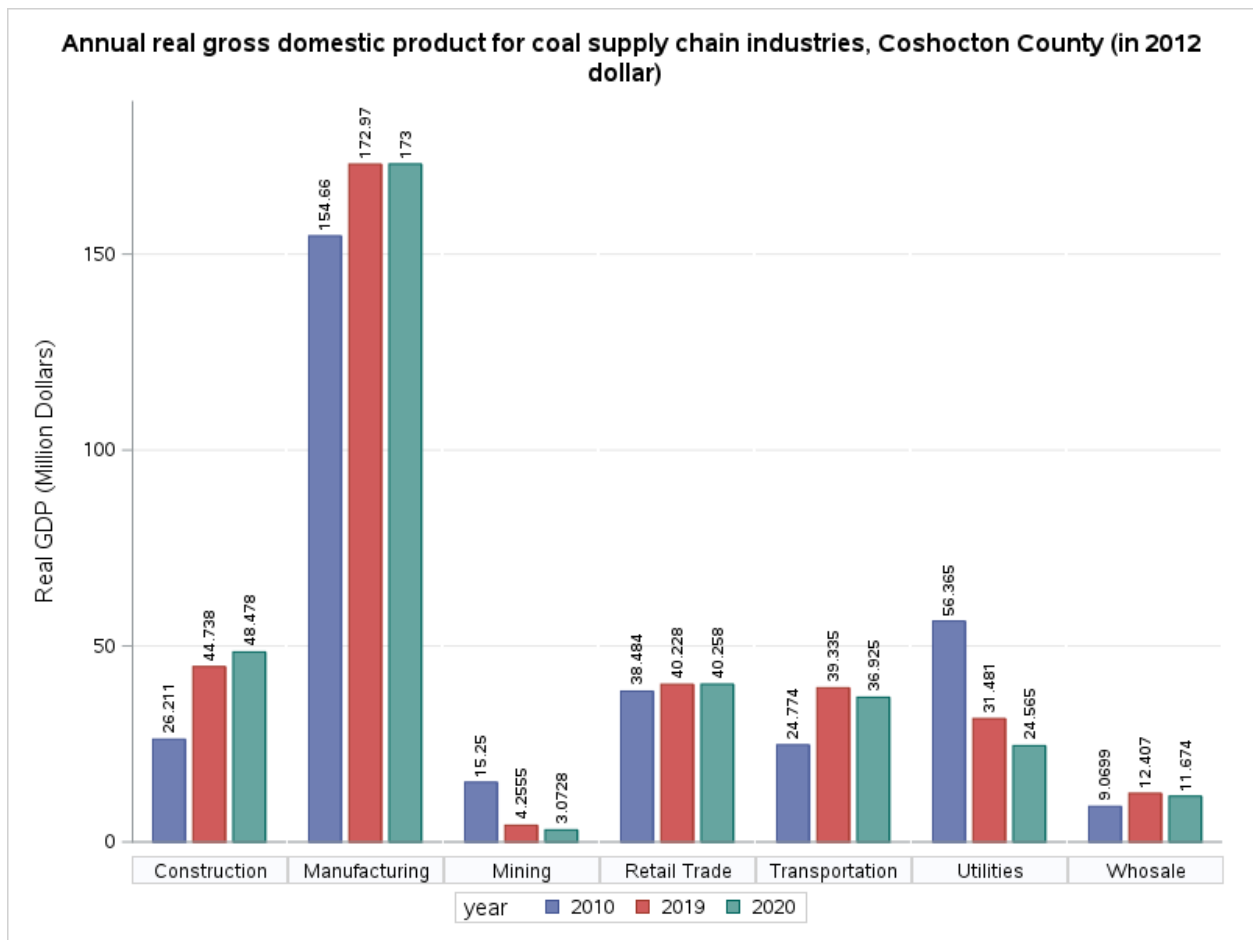
Industry Code	Industry Name	Real GDP in 2010	Real GDP in 2019	Change in Real GDP
21	Mining	\$15.250	\$4.255	-\$10.9945
22	Utilities	\$56.365	\$31.481	-\$24.8844
23	Construction	\$26.211	\$44.738	\$18.5264
31-33	Manufacturing	\$154.658	\$172.966	\$18.3076
42	Wholesale trade	\$9.070	\$12.407	\$3.3367
44-45	Retail trade	\$38.484	\$40.228	\$1.7434
48-49	Transportation	\$24.774	\$39.335	\$14.5609

Industry Name	Number of establishments in 2010	Number of establishments in 2019	Change in the number of establishments
Mining	19	14	-5
Utilities	5	5	0
Construction	45	41	-4
Manufacturing	58	59	1
Wholesale trade	26	35	9
Retail trade	108	99	-9
Transportation	25	25	0

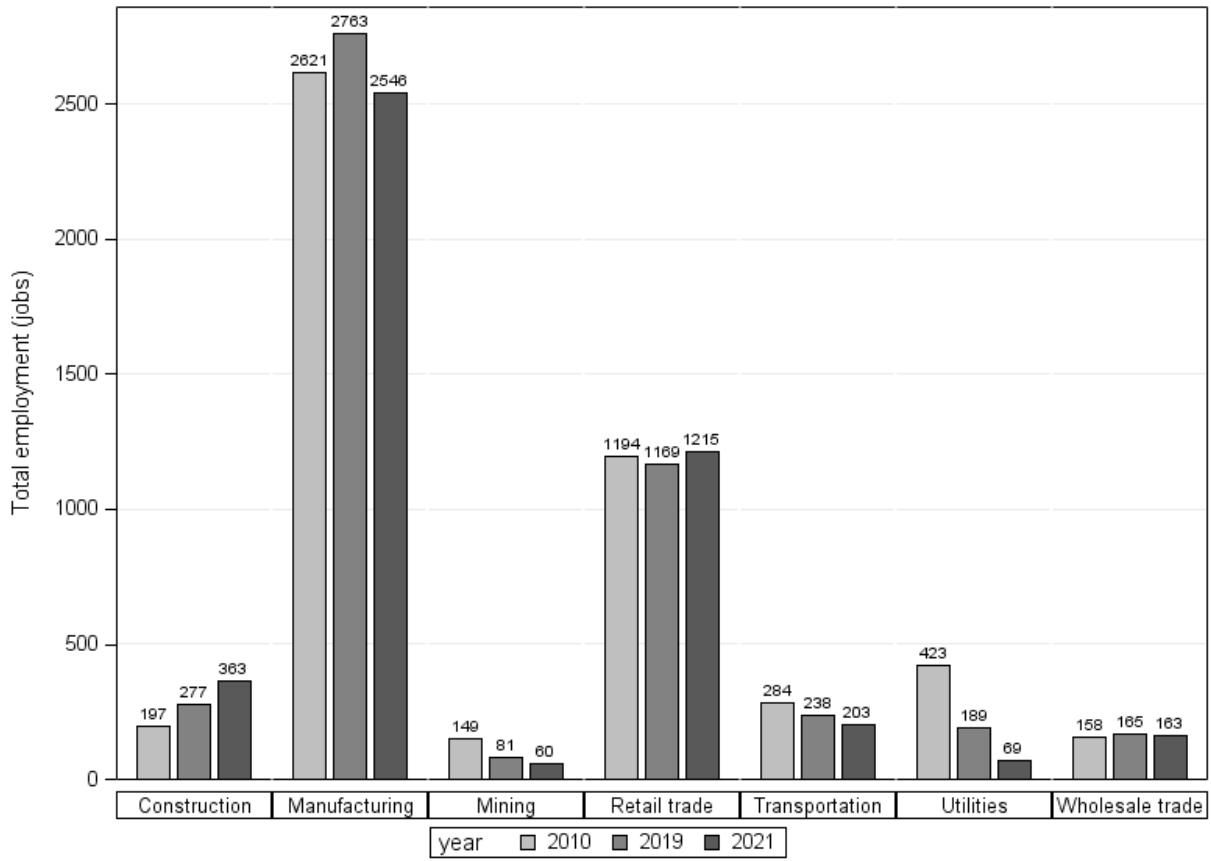
Industry Name	Employment in 2010	Employment in 2019	Change in Employment
Mining	149	81	-68
Utilities	423	189	-234
Construction	197	277	80
Manufacturing	2621	2763	142
Wholesale trade	158	165	7
Retail trade	1194	1169	-25
Transportation	284	238	-46

Industry Name	Total real annual wages in 2010	Total real annual wages in 2019	Change in total real annual wages
Mining	\$11,826,274	\$3,619,670	-\$8,206,605
Utilities	\$39,624,159	\$22,062,130	-\$17,562,028
Construction	\$7,853,918	\$12,750,127	\$4,896,209
Manufacturing	\$115,876,955	\$127,829,743	\$11,952,788
Wholesale trade	\$5,436,533	\$5,940,514	\$503,981
Retail trade	\$25,205,902	\$24,973,848	-\$232,055
Transportation	\$8,951,267	\$8,877,680	-\$73,587

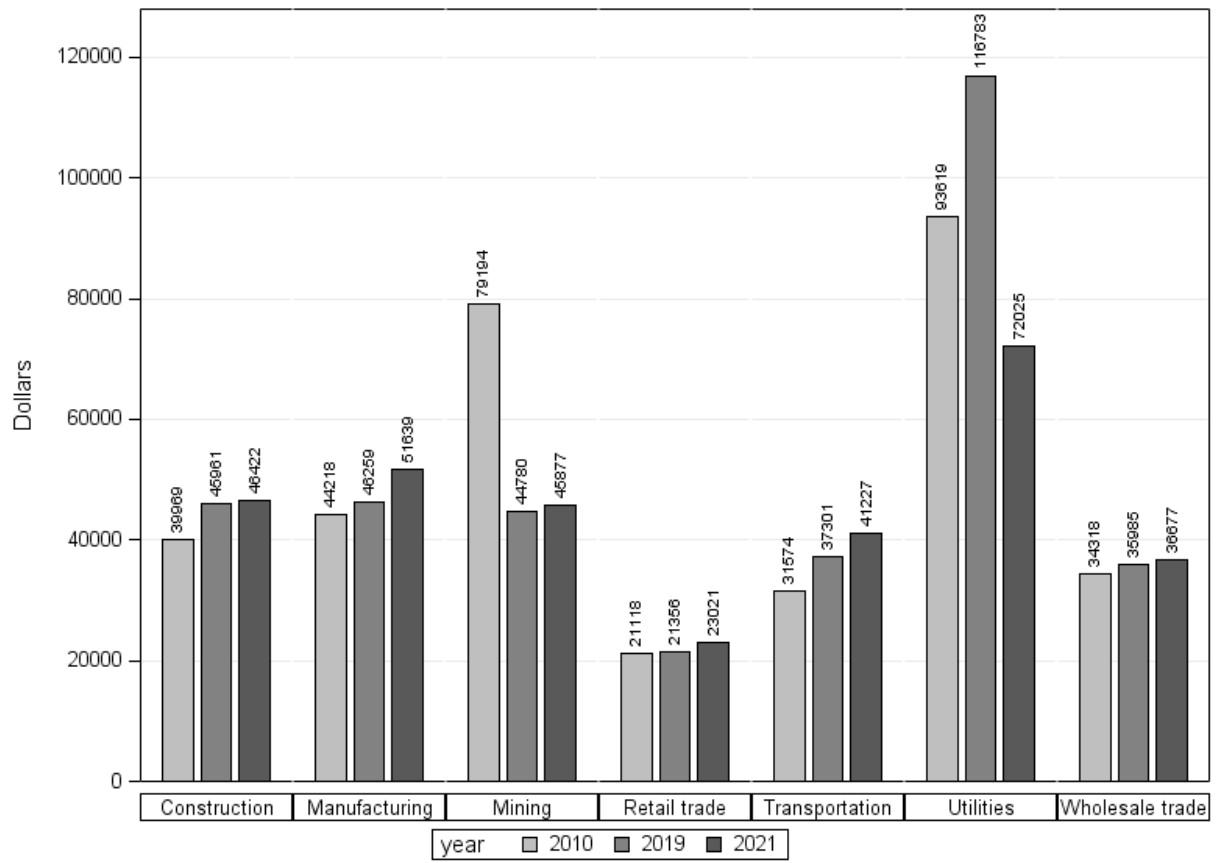
Industry Name	Real taxable annual wages in 2010	Real taxable annual wages in 2019	Change in real taxable annual wages
Mining	\$2,203,215	\$836,708	-\$1,366,507
Utilities	\$4,771,096	\$2,118,168	-\$2,652,928
Construction	\$2,345,110	\$3,192,336	\$847,226
Manufacturing	\$23,056,976	\$25,087,144	\$2,030,168
Wholesale trade	\$1,645,579	\$1,569,689	-\$75,890
Retail trade	\$10,516,263	\$10,269,111	-\$247,152
Transportation	\$3,174,100	\$2,758,436	-\$415,664



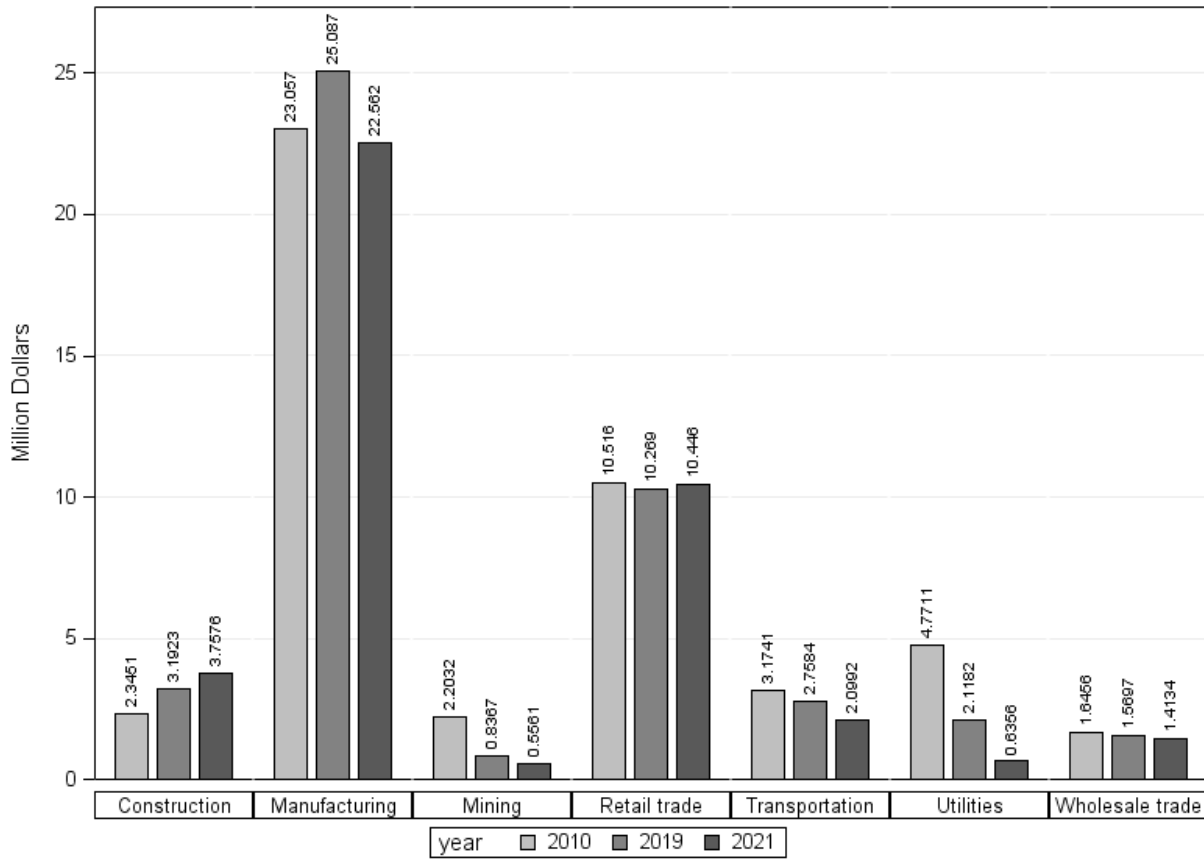
Annual employment for coal supply chain industries in Coshocton County



Average annual pay for jobs in the coal supply chain industries, Coshocton County (in 2012 dollar)



Total real taxable annual income from coal supply chain industries, Coshocton County (in 2012 dollar)



## 5. Guernsey County

Industry Code	Industry Name	Real GDP in 2010	Real GDP in 2019	Change in Real GDP
21	Mining	\$0.00	\$46.133	\$46.1334
22	Utilities	\$5.556	\$7.399	\$1.8424
23	Construction	\$59.658	\$70.413	\$10.7548
31-33	Manufacturing	\$155.849	\$178.081	\$22.2319
42	Wholesale trade	\$14.900	\$32.747	\$17.8476
44-45	Retail trade	\$53.302	\$50.330	-\$2.9714
48-49	Transportation	\$27.647	\$60.524	\$32.8769

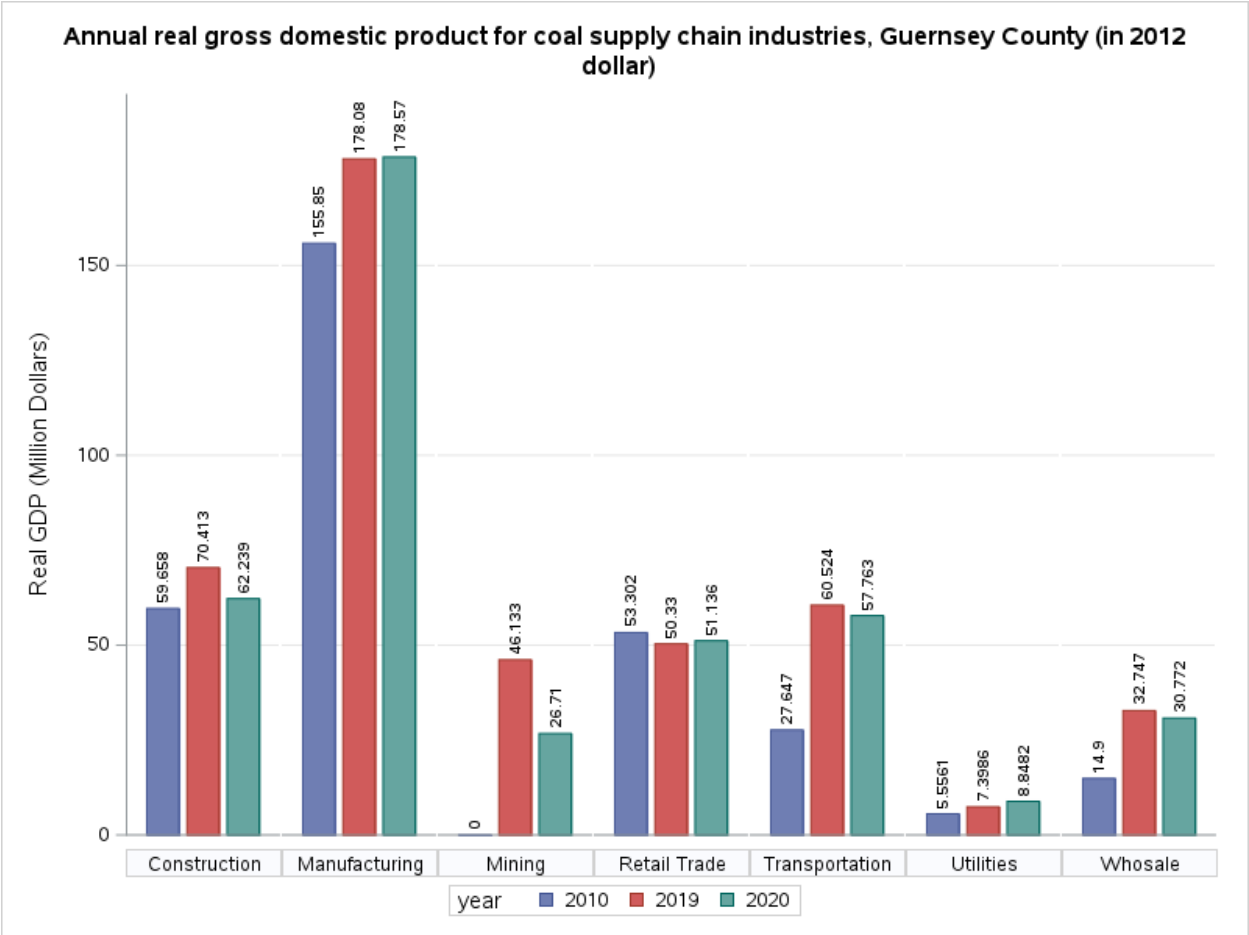
Industry Name	Number of establishments in 2010	Number of establishments in 2019	Change in the number of establishments
Mining	17	39	22
Utilities	5	5	0
Construction	70	75	5
Manufacturing	55	54	-1
Wholesale trade	30	39	9
Retail trade	147	136	-11
Transportation	36	43	7

Industry Name	Employment in 2010	Employment in 2019	Change in Employment
Mining	0	587	587
Utilities	44	57	13
Construction	484	698	214
Manufacturing	2574	2793	219
Wholesale trade	251	395	144
Retail trade	1836	1542	-294
Transportation	284	637	353

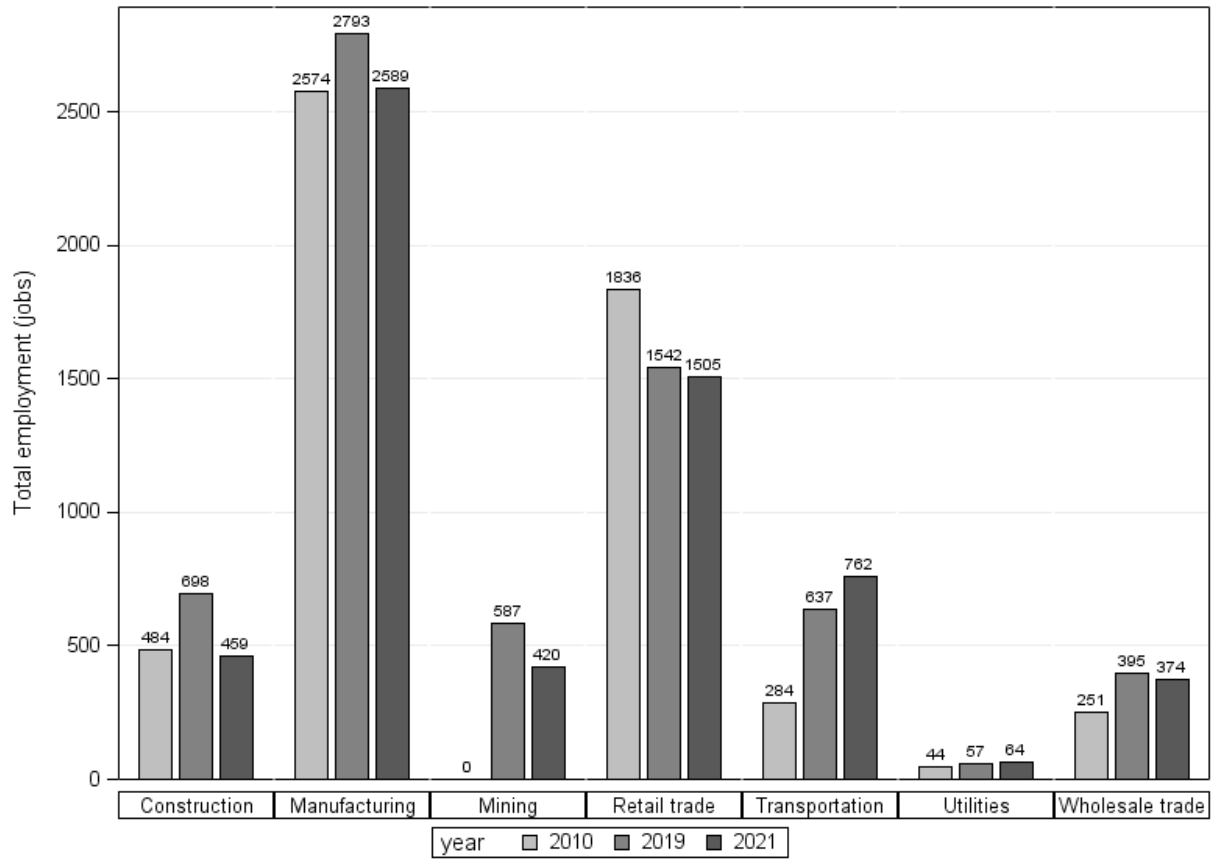
Industry Name	Total real annual wages in 2010	Total real annual wages in 2019	Change in total real annual wages
Mining	\$0	\$32,669,282	\$32,669,282
Utilities	\$3,895,456	\$4,817,889	\$922,433
Construction	\$28,299,583	\$36,306,811	\$8,007,227
Manufacturing	\$117,610,075	\$133,541,508	\$15,931,433
Wholesale trade	\$10,623,660	\$22,478,352	\$11,854,692
Retail trade	\$40,154,101	\$36,044,281	-\$4,109,820
Transportation	\$11,256,120	\$32,159,087	\$20,902,967



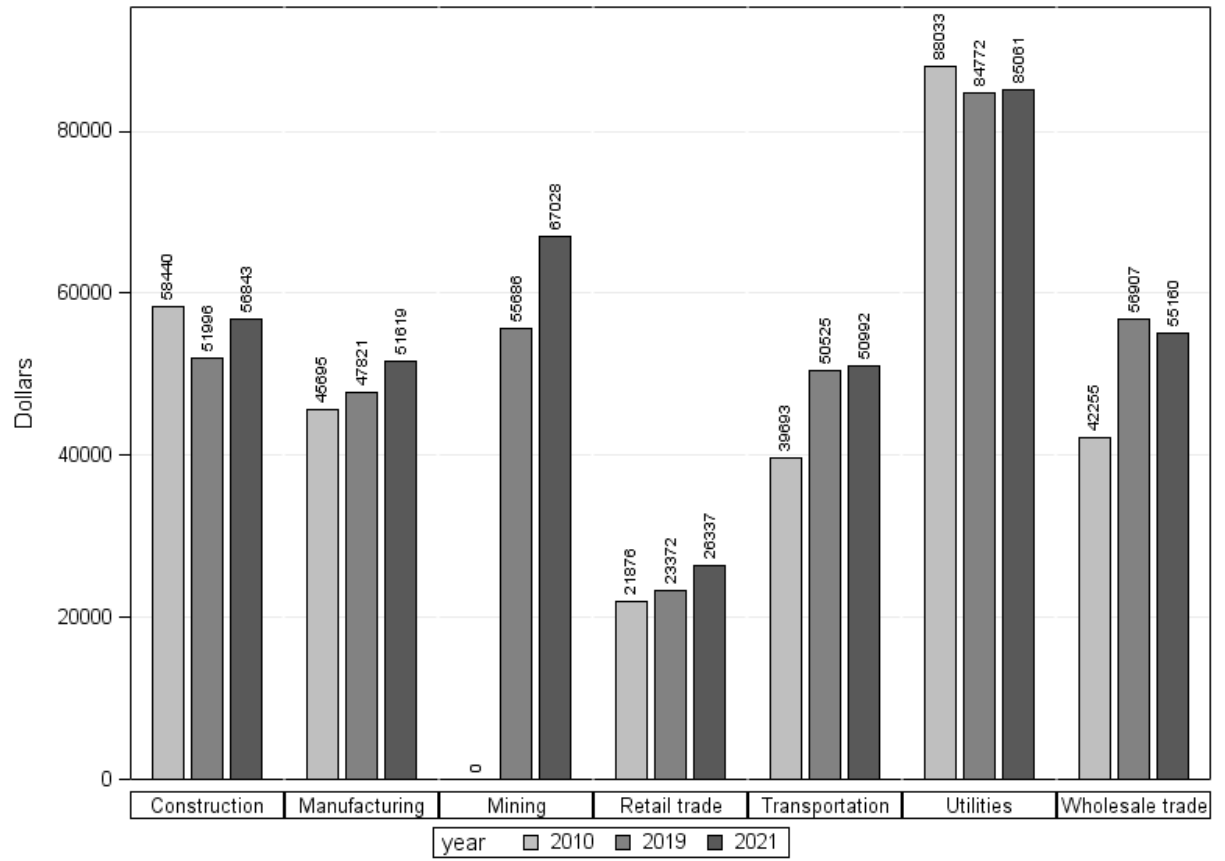
Industry Name	Real taxable annual wages in 2010	Real taxable annual wages in 2019	Change in real taxable annual wages
Mining	\$0	\$7,444,678	\$7,444,678
Utilities	\$432,502	\$450,816	\$18,315
Construction	\$7,917,194	\$8,074,822	\$157,628
Manufacturing	\$26,494,198	\$26,633,095	\$138,897
Wholesale trade	\$2,488,584	\$3,546,732	\$1,058,148
Retail trade	\$16,456,965	\$13,339,373	-\$3,117,592
Transportation	\$3,127,549	\$7,449,270	\$4,321,721



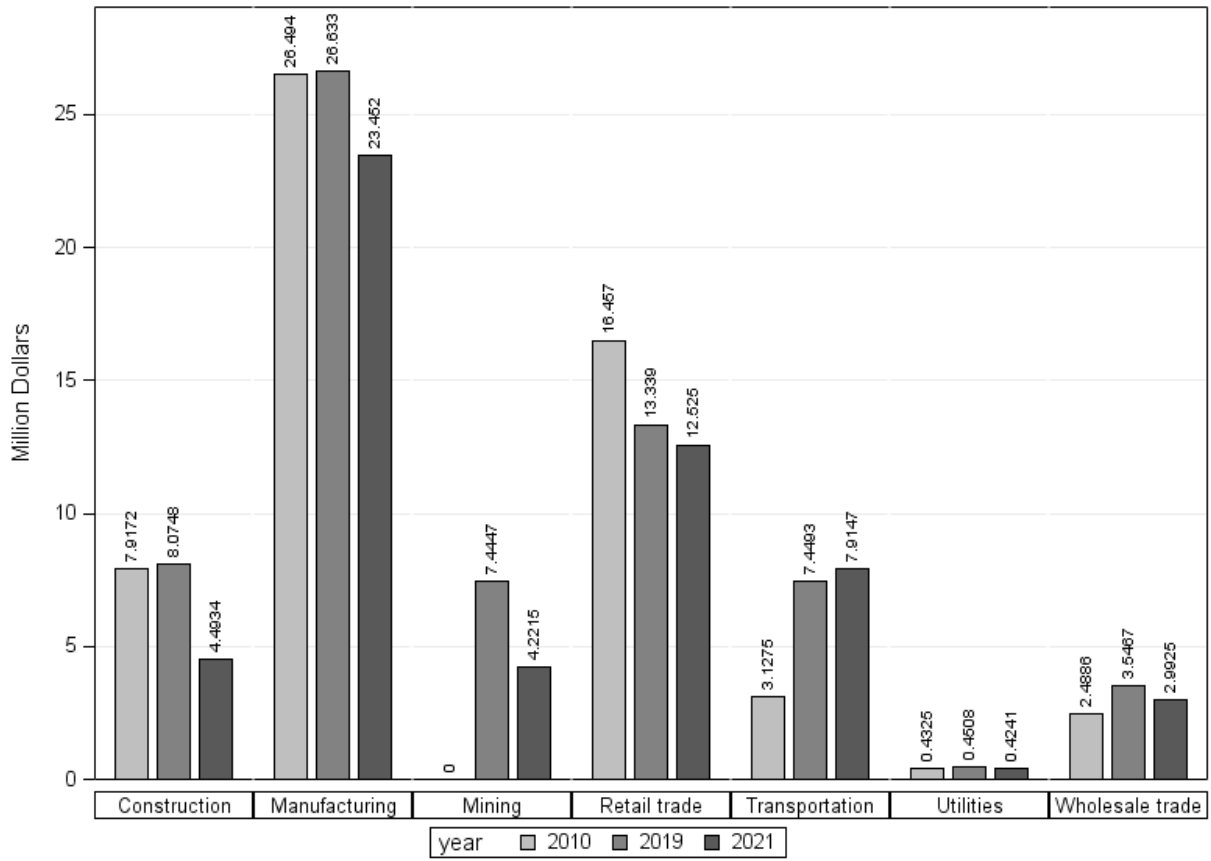
Annual employment for coal supply chain industries in Guernsey County



Average annual pay for jobs in the coal supply chain industries, Guernsey County (in 2012 dollar)



Total real taxable annual income from coal supply chain industries, Guernsey County (in 2012 dollar)



## 6. Harrison County

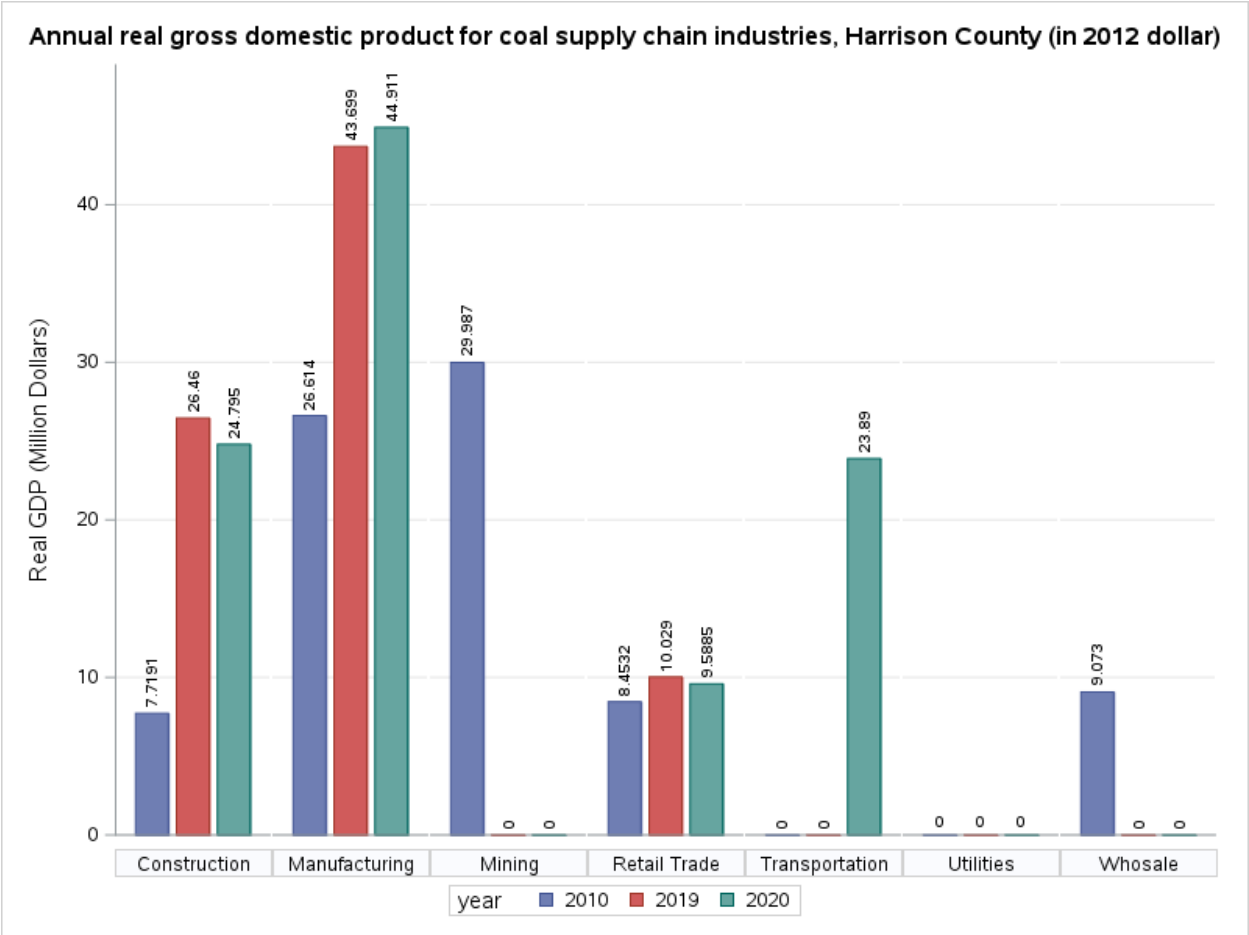
Industry Code	Industry Name	Real GDP in 2010	Real GDP in 2019	Change in Real GDP
21	Mining	\$29.9872	\$0.000	-\$29.9872
22	Utilities	\$0.000	\$0.000	\$0.000
23	Construction	\$7.7191	\$26.4600	\$18.7410
31-33	Manufacturing	\$26.6138	\$43.6993	\$17.0854
42	Wholesale trade	\$9.0730	\$0.000	-\$9.0730
44-45	Retail trade	\$8.4532	\$10.0286	\$1.5754
48-49	Transportation	\$0.000	\$0.000	\$0.000

Industry Name	Number of establishments in 2010	Number of establishments in 2019	Change in the number of establishments
Mining	10	16	6
Utilities	2	2	0
Construction	36	45	9
Manufacturing	14	12	-2
Wholesale trade	16	18	2
Retail trade	38	36	-2
Transportation	16	20	4

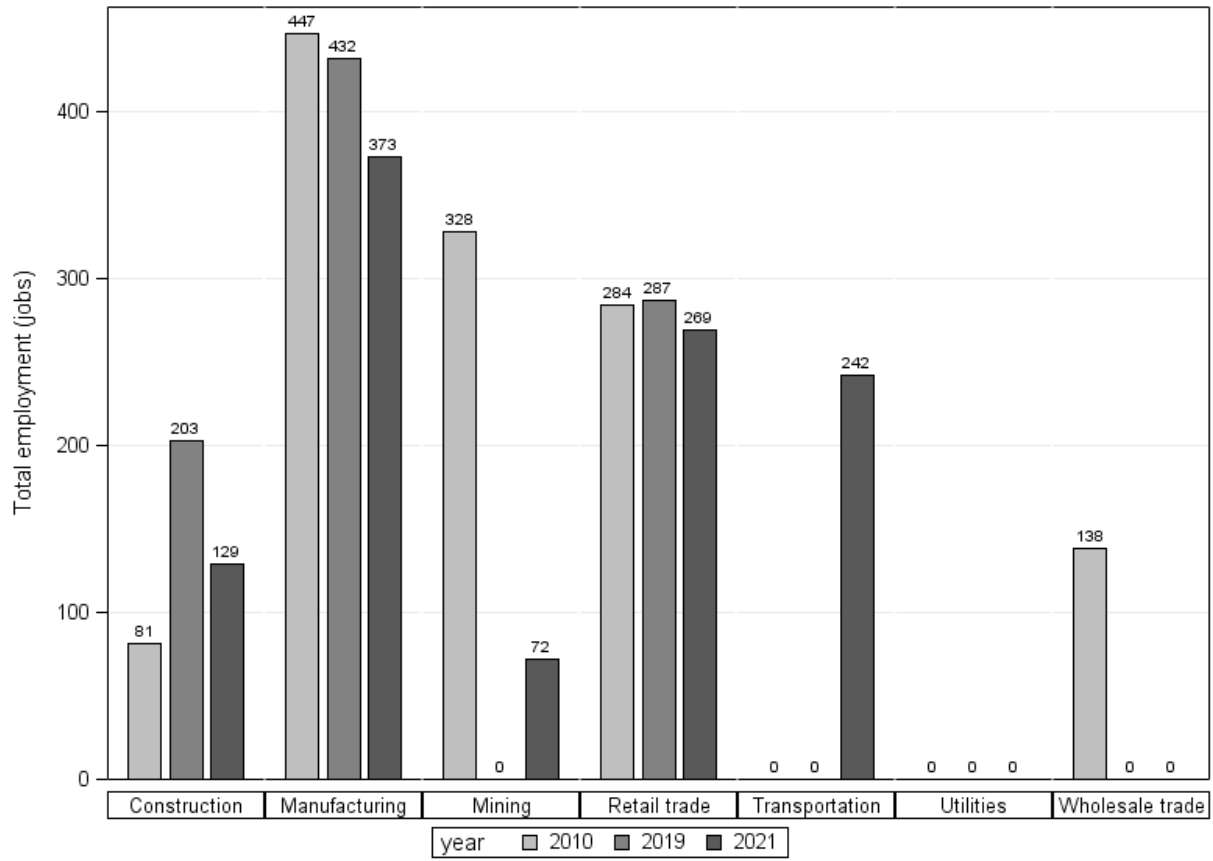
Industry Name	Employment in 2010	Employment in 2019	Change in Employment
Mining	328	0	-328
Utilities	0	0	0
Construction	81	203	122
Manufacturing	447	432	-15
Wholesale trade	138	0	-138
Retail trade	284	287	3
Transportation	0	0	0

Industry Name	Total real annual wages in 2010	Total real annual wages in 2019	Change in total real annual wages
Mining	\$23,328,529	\$0	-\$23,328,529
Utilities	\$0	\$0	\$0
Construction	\$2,343,975	\$12,089,929	\$9,745,954
Manufacturing	\$17,458,675	\$31,967,832	\$14,509,157
Wholesale trade	\$5,243,293	\$0	-\$5,243,293
Retail trade	\$5,163,695	\$5,025,561	-\$138,135
Transportation	\$0	\$0	\$0

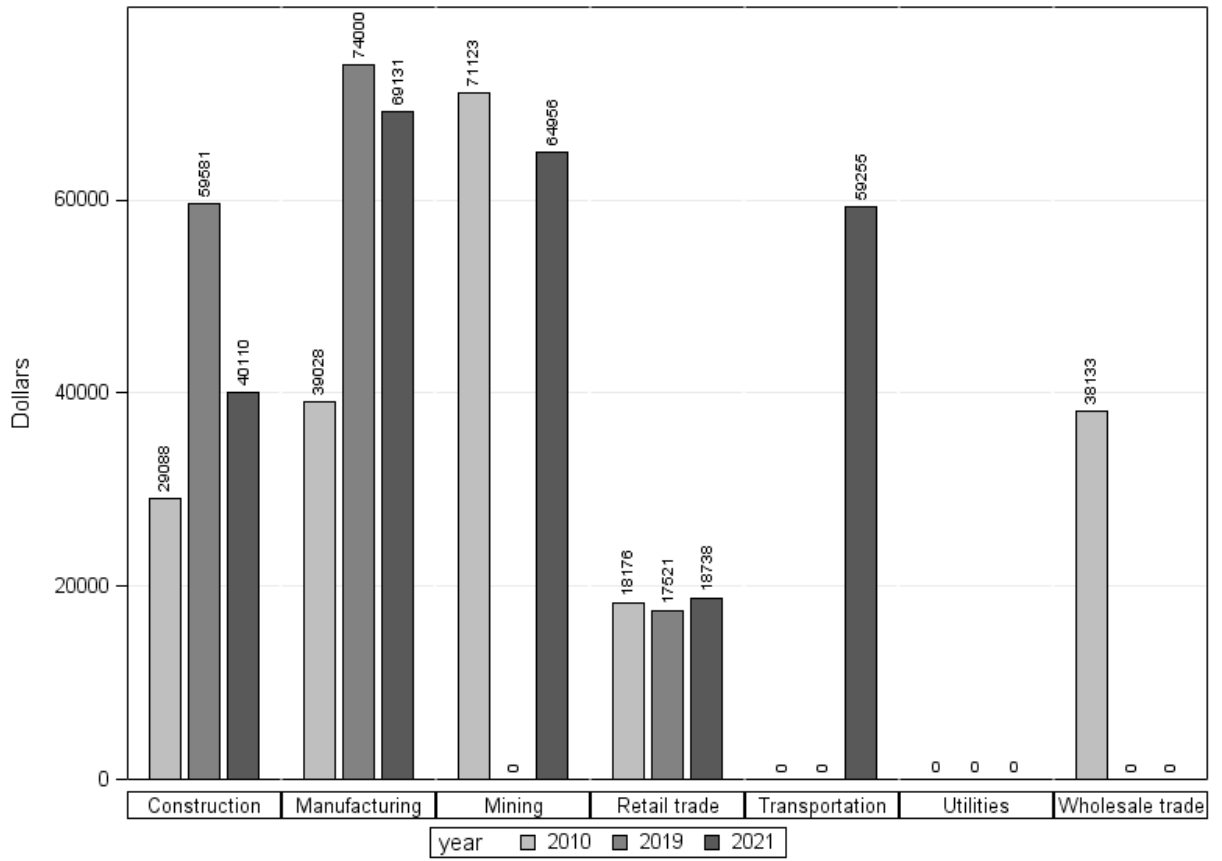
Industry Name	Real taxable annual wages in 2010	Real taxable annual wages in 2019	Change in real taxable annual wages
Mining	\$3,341,634	\$0	-\$3,341,634
Utilities	\$0	\$0	\$0
Construction	\$837,748	\$2,632,714	\$1,794,966
Manufacturing	\$5,359,389	\$4,134,223	-\$1,225,166
Wholesale trade	\$1,165,921	\$0	-\$1,165,921
Retail trade	\$2,628,280	\$2,350,491	-\$277,789
Transportation	\$0	\$0	\$0



Annual employment for coal supply chain industries in Harrison County

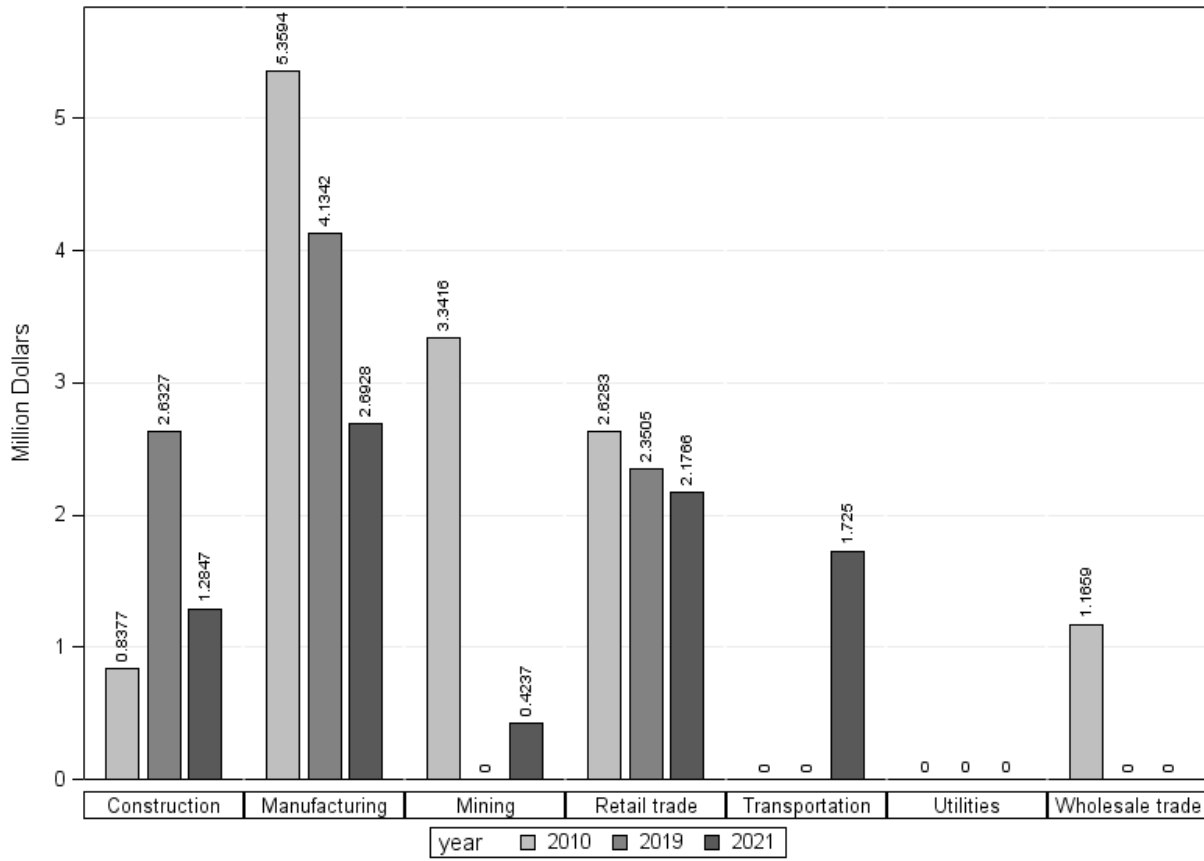


Average annual pay for jobs in the coal supply chain industries, Harrison County (in 2012 dollar)





Total real taxable annual income from coal supply chain industries, Harrison County (in 2012 dollar)



## 7. Holmes County

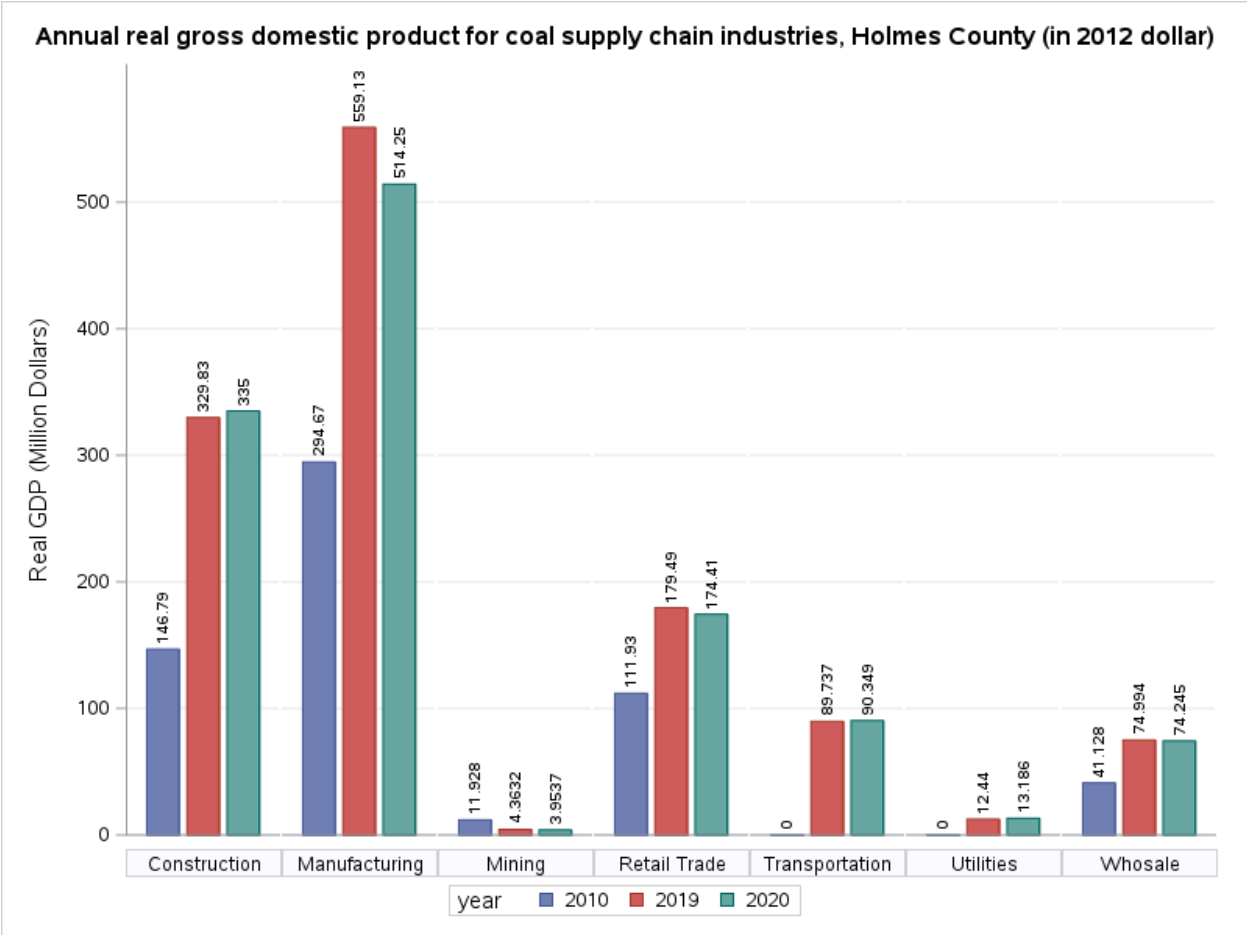
Industry Code	Industry Name	Real GDP in 2010	Real GDP in 2019	Change in Real GDP
21	Mining	\$11.928	\$4.363	-\$7.564
22	Utilities	\$0.00	\$12.440	\$12.440
23	Construction	\$146.792	\$329.829	\$183.038
31-33	Manufacturing	\$294.672	\$559.125	\$264.454
42	Wholesale trade	\$41.128	\$74.994	\$33.866
44-45	Retail trade	\$111.931	\$179.487	\$67.556
48-49	Transportation	\$0.00	\$89.737	\$89.737

Industry Name	Number of establishments in 2010	Number of establishments in 2019	Change in the number of establishments
Mining	16	17	1
Utilities	3	5	2
Construction	193	302	109
Manufacturing	244	333	89
Wholesale trade	45	63	18
Retail trade	160	173	13
Transportation	54	66	12

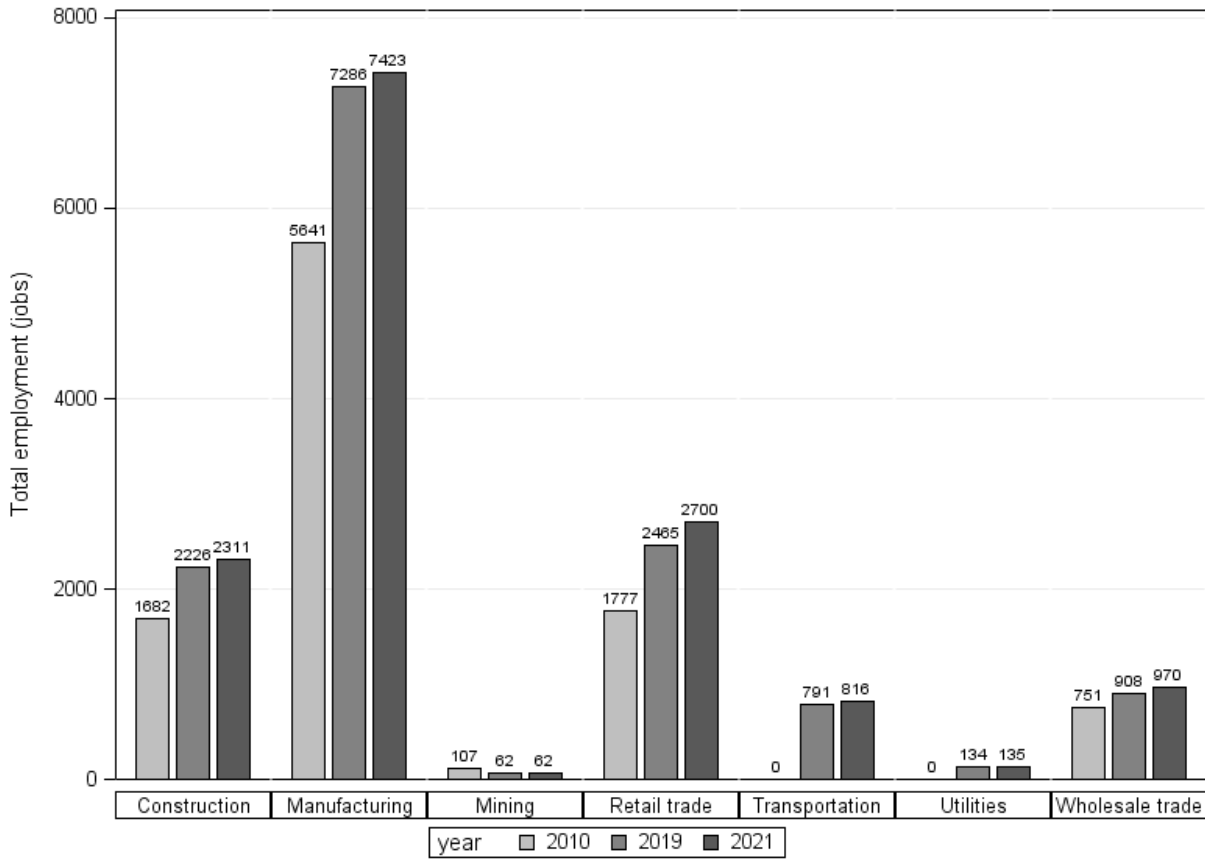
Industry Name	Employment in 2010	Employment in 2019	Change in Employment
Mining	107	62	-45
Utilities	0	134	134
Construction	1682	2226	544
Manufacturing	5641	7286	1645
Wholesale trade	751	908	157
Retail trade	1777	2465	688
Transportation	0	791	791

Industry Name	Total real annual wages in 2010	Total real annual wages in 2019	Change in total real annual wages
Mining	\$4,326,441	\$2,319,752	-\$2,006,690
Utilities	\$0	\$7,392,563	\$7,392,563
Construction	\$56,034,704	\$100,368,047	\$44,333,343
Manufacturing	\$188,040,677	\$297,915,357	\$109,874,680
Wholesale trade	\$19,588,059	\$38,093,025	\$18,504,966
Retail trade	\$41,166,417	\$72,504,818	\$31,338,401
Transportation	\$0	\$35,370,427	\$35,370,427

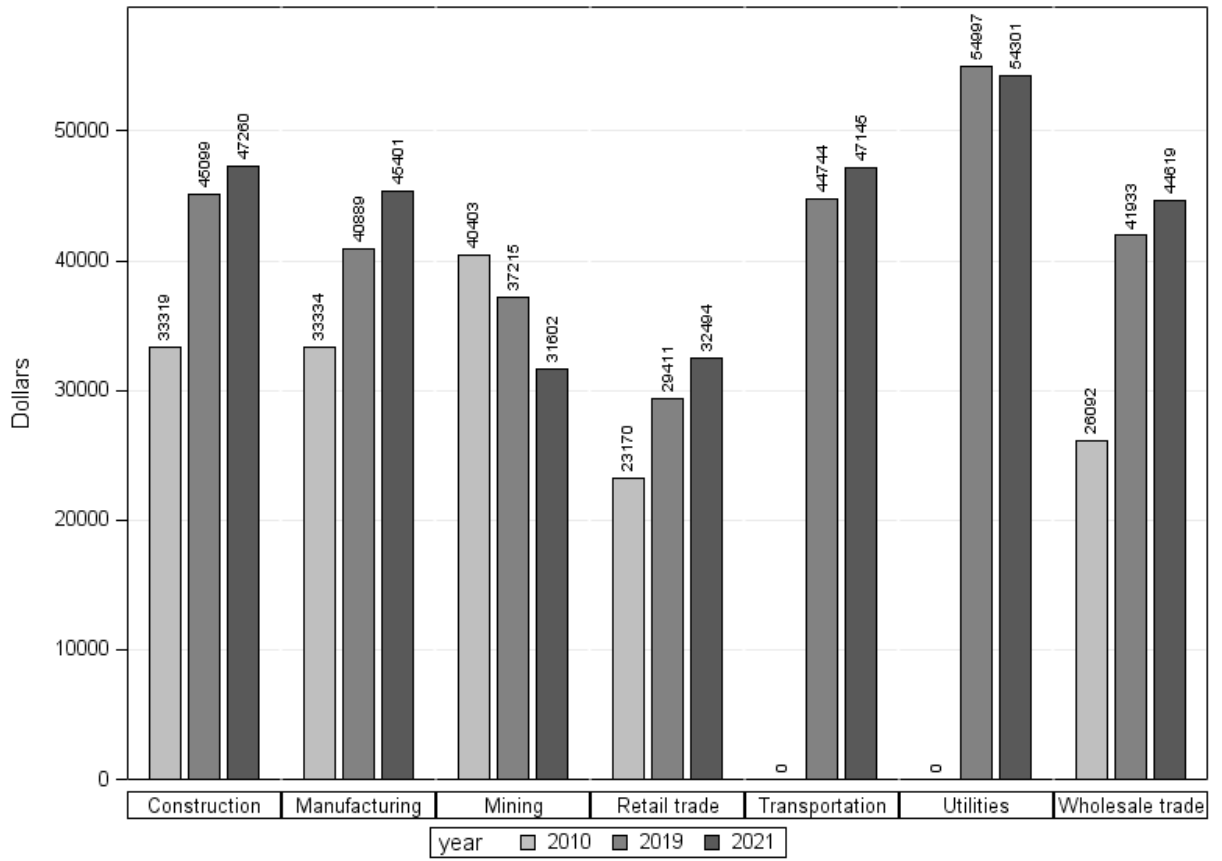
Industry Name	Real taxable annual wages in 2010	Real taxable annual wages in 2019	Change in real taxable annual wages
Mining	\$1,181,102	\$557,308	-\$623,795
Utilities	\$0	\$1,248,032	\$1,248,032
Construction	\$19,280,515	\$23,359,255	\$4,078,740
Manufacturing	\$58,068,053	\$78,562,662	\$20,494,609
Wholesale trade	\$6,455,365	\$9,633,492	\$3,178,127
Retail trade	\$15,519,008	\$22,236,994	\$6,717,986
Transportation	\$0	\$8,194,711	\$8,194,711



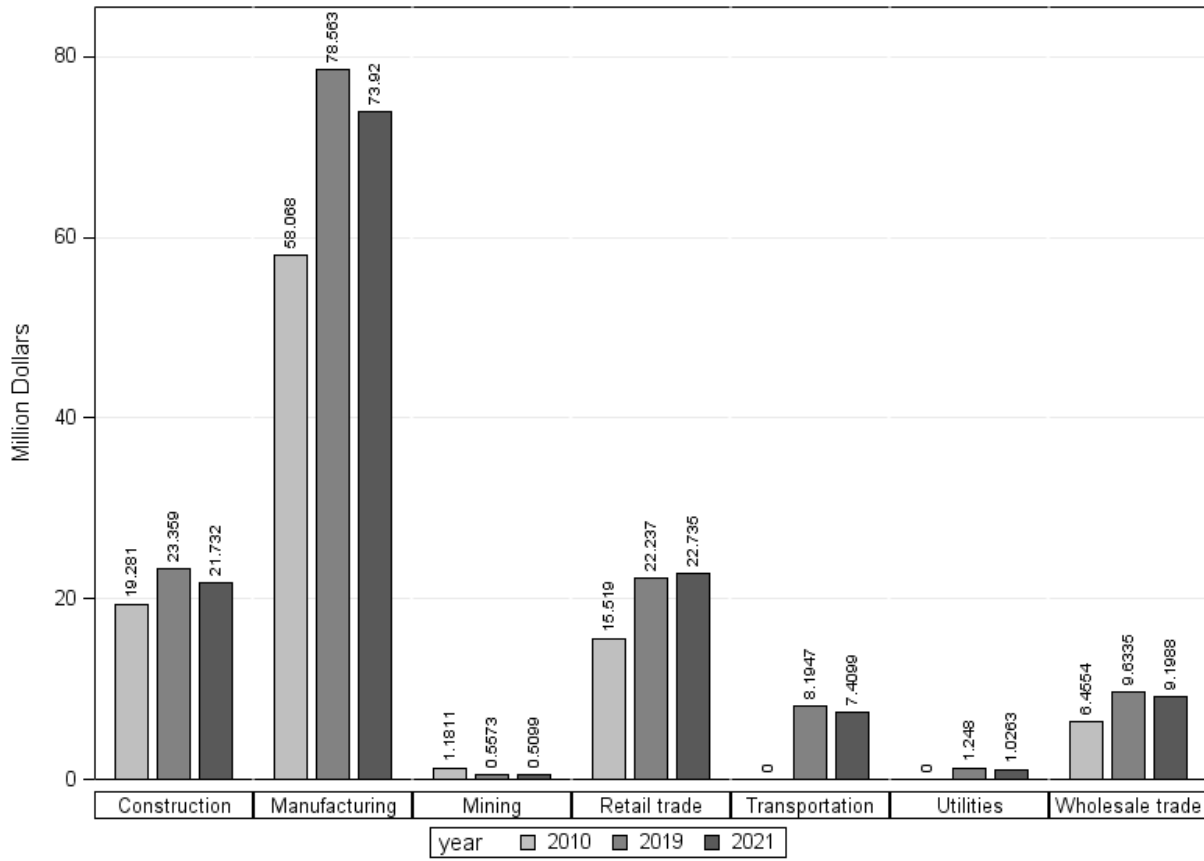
Annual employment for coal supply chain industries in Holmes County



Average annual pay for jobs in the coal supply chain industries, Holmes County (in 2012 dollar)



Total real taxable annual income from coal supply chain industries, Holmes County (in 2012 dollar)



## 8. Jefferson County

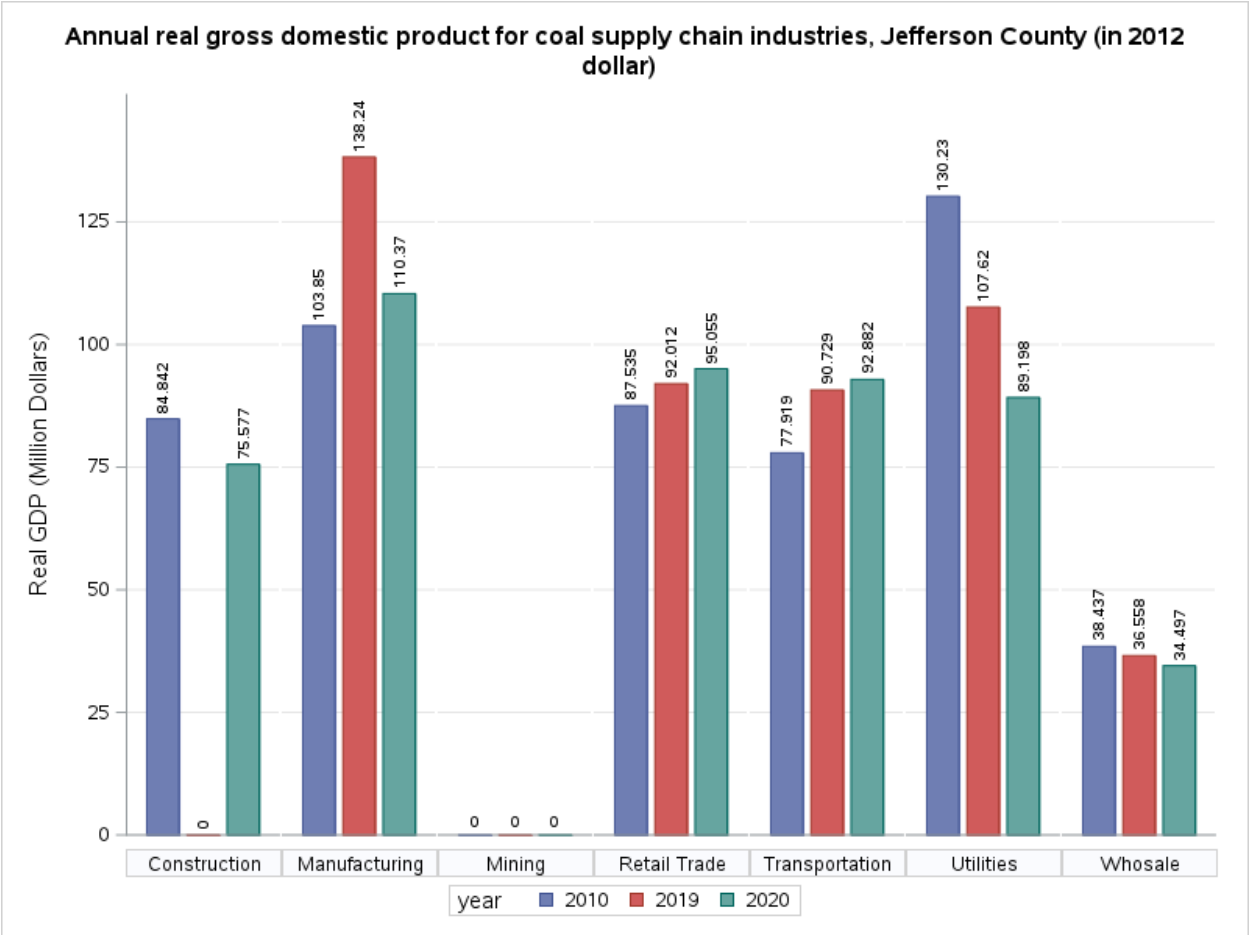
Industry Code	Industry Name	Real GDP in 2010	Real GDP in 2019	Change in Real GDP
21	Mining	\$0.00	\$0.00	\$0.00
22	Utilities	\$130.231	\$107.624	-\$22.6072
23	Construction	\$84.842	\$0.00	-\$84.8423
31-33	Manufacturing	\$103.851	\$138.235	\$34.3839
42	Wholesale trade	\$38.437	\$36.558	-\$1.8792
44-45	Retail trade	\$87.535	\$92.012	\$4.4775
48-49	Transportation	\$77.919	\$90.729	\$12.8099

Industry Name	Number of establishments in 2010	Number of establishments in 2019	Change in the number of establishments
Mining	11	9	-2
Utilities	6	9	3
Construction	130	125	-5
Manufacturing	37	33	-4
Wholesale trade	74	71	-3
Retail trade	218	179	-39
Transportation	49	57	8

Industry Name	Employment in 2010	Employment in 2019	Change in Employment
Mining	0	0	0
Utilities	971	679	-292
Construction	1014	0	-1014
Manufacturing	1573	1635	62
Wholesale trade	660	485	-175
Retail trade	3025	2687	-338
Transportation	1191	1384	193

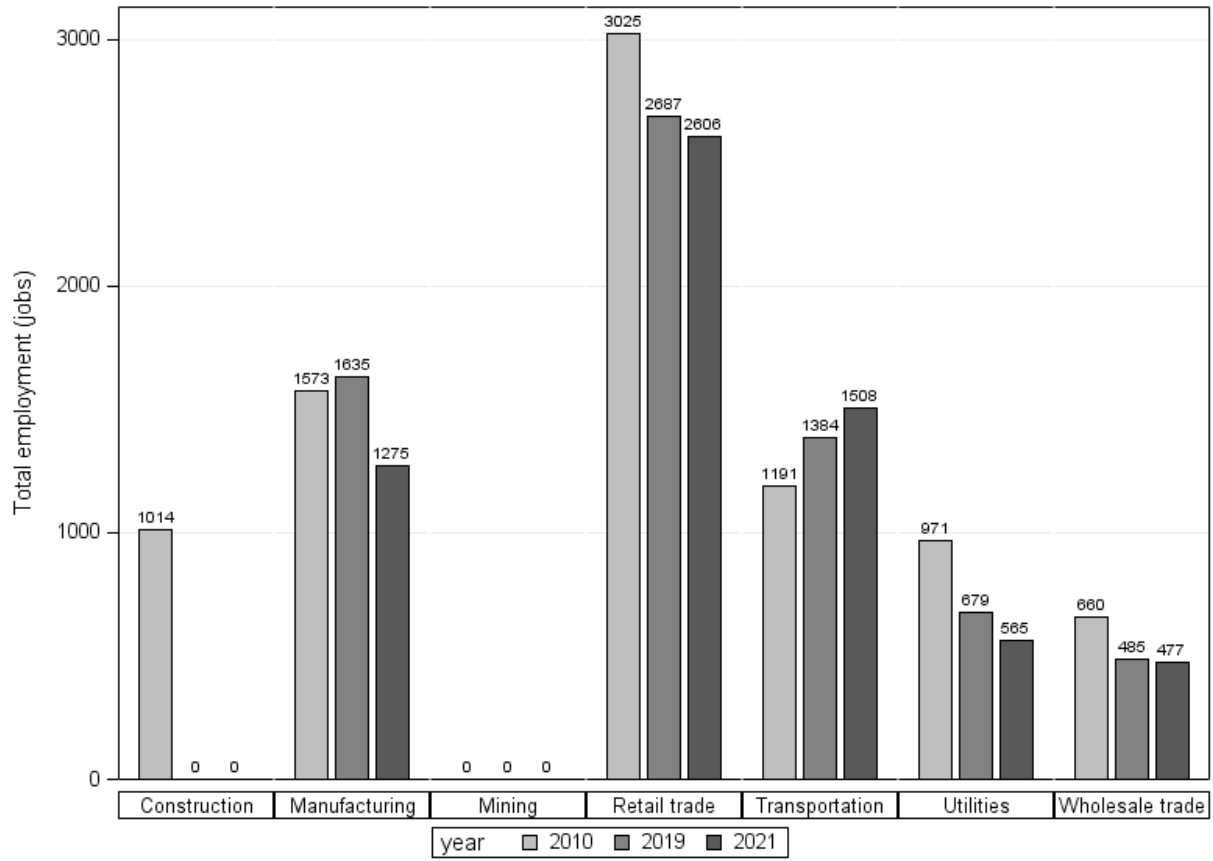
Industry Name	Total real annual wages in 2010	Total real annual wages in 2019	Change in total real annual wages
Mining	\$0	\$0	\$0
Utilities	\$91,551,629	\$74,568,829	-\$16,982,800
Construction	\$51,845,104	\$0	-\$51,845,104
Manufacturing	\$82,673,883	\$106,240,100	\$23,566,216
Wholesale trade	\$25,169,811	\$20,074,100	-\$5,095,711
Retail trade	\$63,715,628	\$60,898,934	-\$2,816,694
Transportation	\$45,254,287	\$54,974,674	\$9,720,387

Industry Name	Real taxable annual wages in 2010	Real taxable annual wages in 2019	Change in real taxable annual wages
Mining	\$0	\$0	\$0
Utilities	\$9,889,159	\$6,483,572	-\$3,405,587
Construction	\$17,918,628	\$0	-\$17,918,628
Manufacturing	\$17,827,828	\$16,295,417	-\$1,532,410
Wholesale trade	\$6,556,288	\$4,657,113	-\$1,899,175
Retail trade	\$25,711,302	\$22,741,632	-\$2,969,670
Transportation	\$17,549,188	\$18,491,898	\$942,710

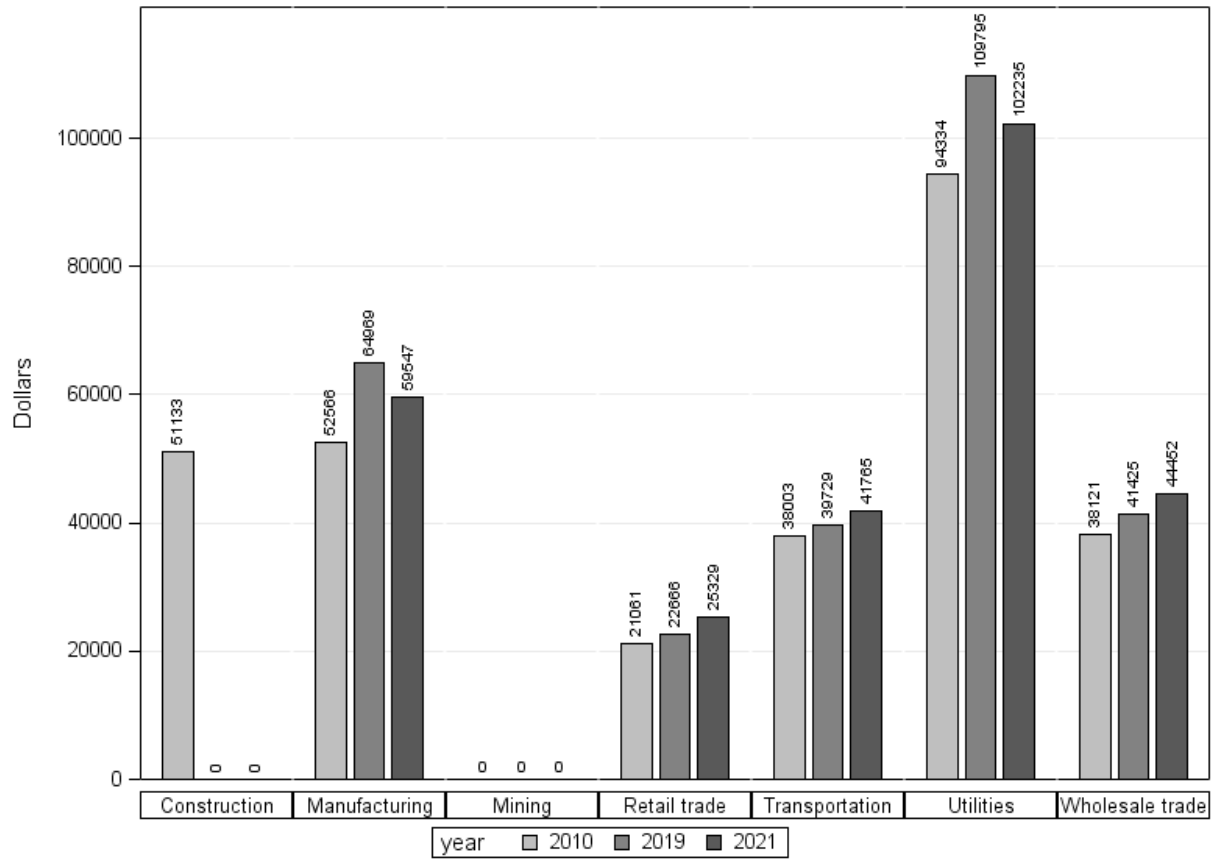




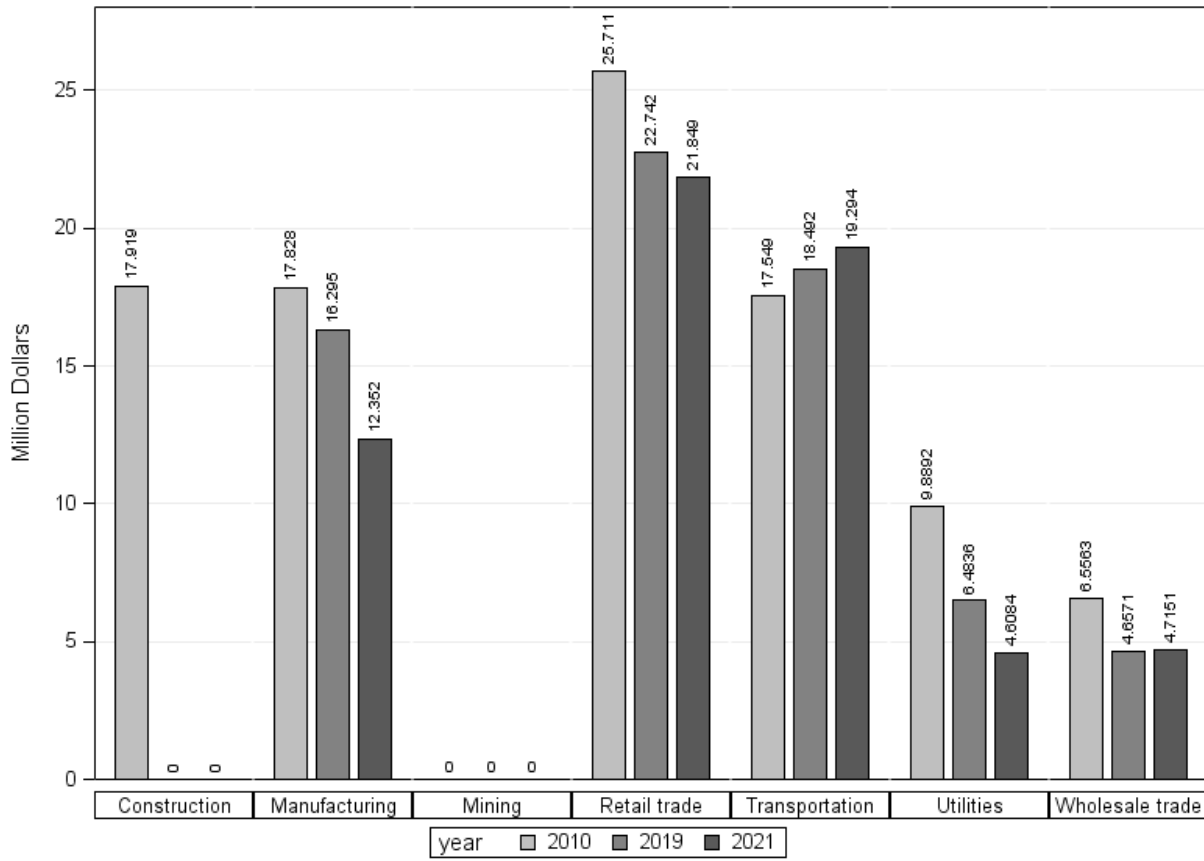
Annual employment for coal supply chain industries in Jefferson County



Average annual pay for jobs in the coal supply chain industries, Jefferson County (in 2012 dollar)



Total real taxable annual income from coal supply chain industries, Jefferson County (in 2012 dollar)



## 9. Muskingum County

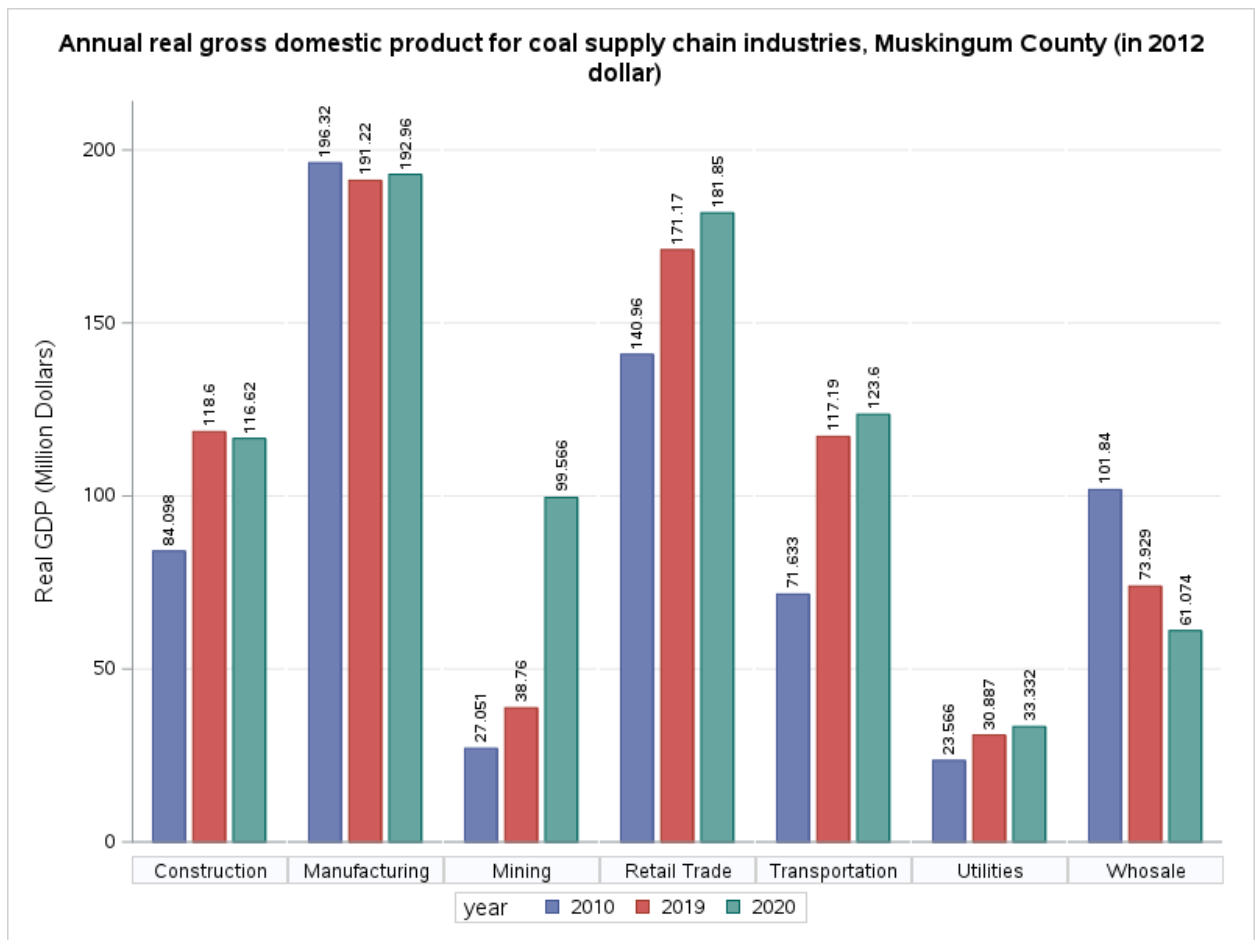
Industry Code	Industry Name	Real GDP in 2010	Real GDP in 2019	Change in Real GDP
21	Mining	\$27.051	\$38.760	\$11.7092
22	Utilities	\$23.566	\$30.887	\$7.3215
23	Construction	\$84.098	\$118.597	\$34.4990
31-33	Manufacturing	\$196.316	\$191.218	-\$5.0984
42	Wholesale trade	\$101.838	\$73.929	-\$27.9098
44-45	Retail trade	\$140.958	\$171.170	\$30.2126
48-49	Transportation	\$71.633	\$117.191	\$45.5587

Industry Name	Number of establishments in 2010	Number of establishments in 2019	Change in the number of establishments
Mining	35	28	-7
Utilities	7	10	3
Construction	167	177	10
Manufacturing	86	70	-16
Wholesale trade	76	82	6
Retail trade	338	286	-52
Transportation	43	68	25

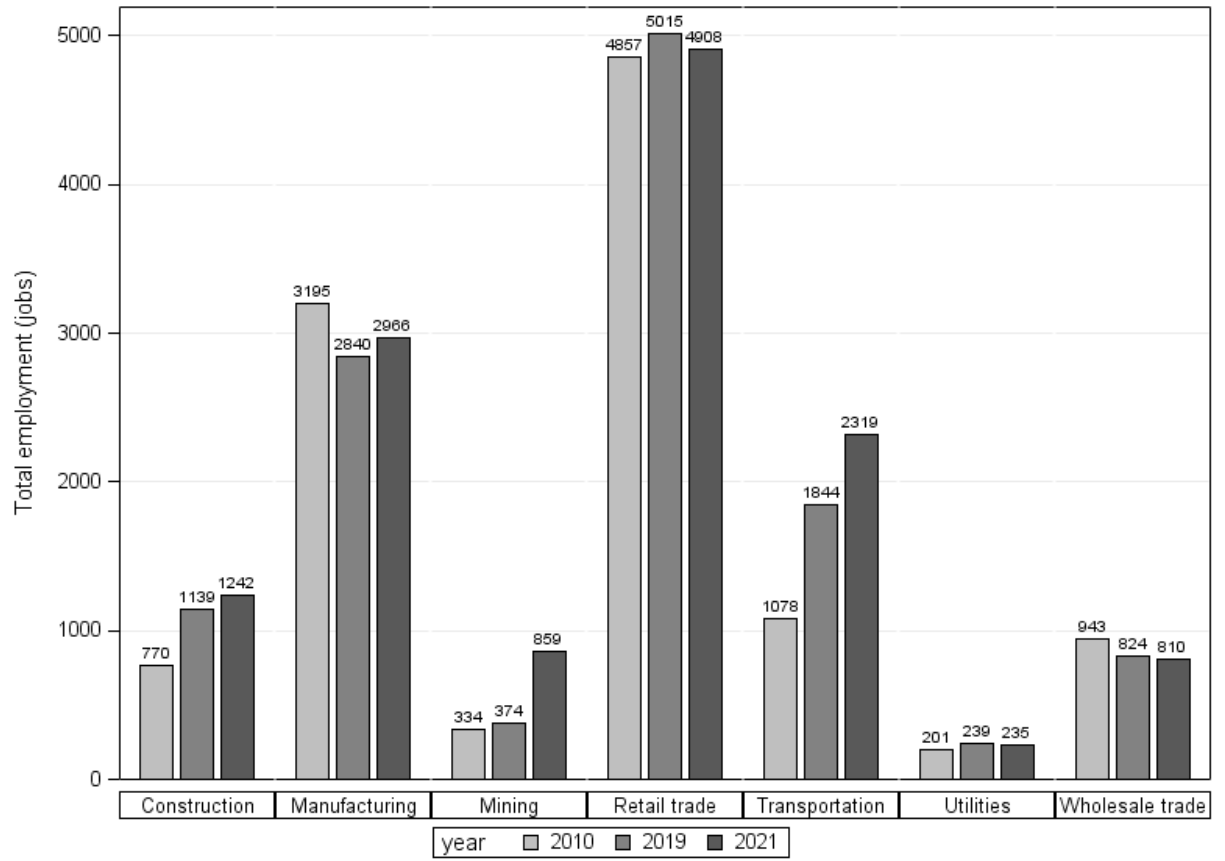
Industry Name	Employment in 2010	Employment in 2019	Change in Employment
Mining	334	374	40
Utilities	201	239	38
Construction	770	1139	369
Manufacturing	3195	2840	-355
Wholesale trade	943	824	-119
Retail trade	4857	5015	158
Transportation	1078	1844	766

Industry Name	Total real annual wages in 2010	Total real annual wages in 2019	Change in total real annual wages
Mining	\$16,314,037	\$27,048,706	\$10,734,669
Utilities	\$16,233,394	\$20,448,904	\$4,215,510
Construction	\$30,382,212	\$50,792,281	\$20,410,069
Manufacturing	\$151,204,050	\$140,207,029	-\$10,997,021
Wholesale trade	\$40,776,885	\$42,050,367	\$1,273,481
Retail trade	\$108,681,355	\$117,650,820	\$8,969,465
Transportation	\$38,765,416	\$75,843,886	\$37,078,469

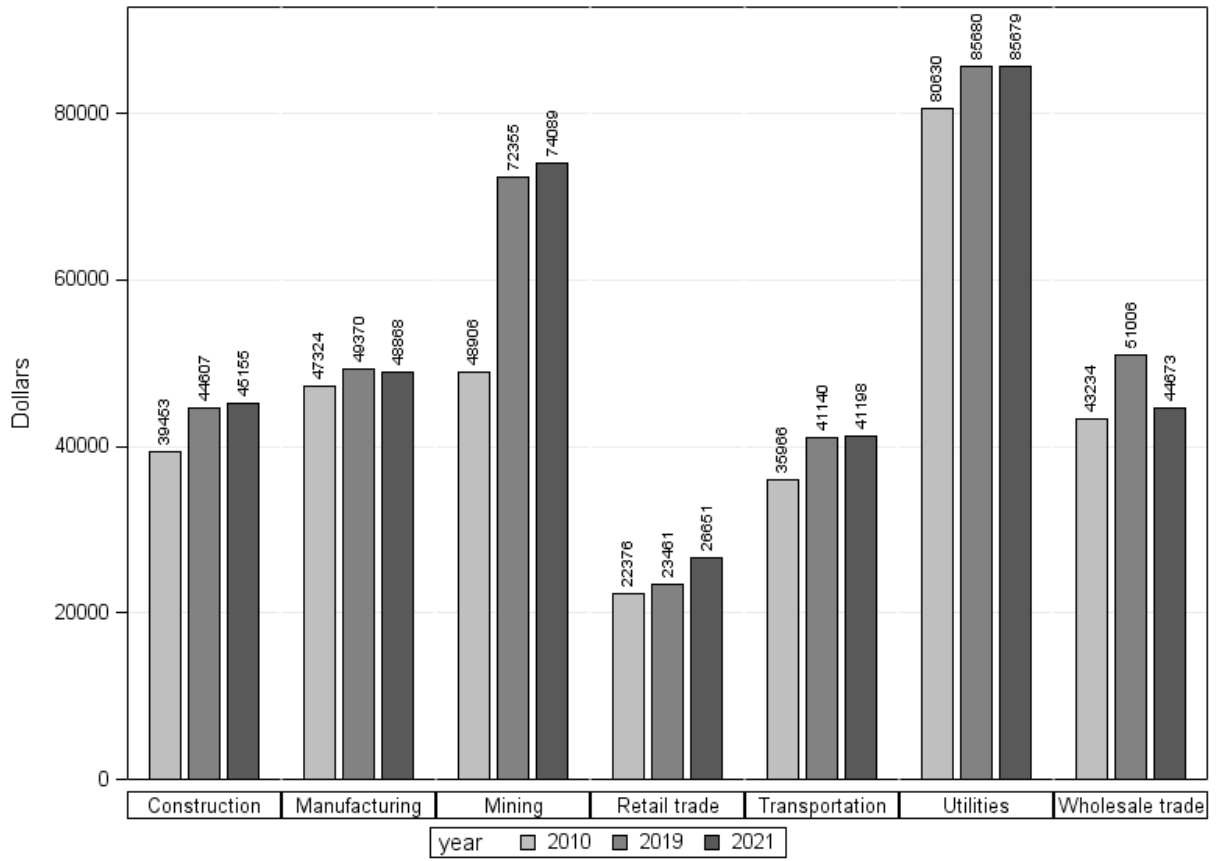
Industry Name	Real taxable annual wages in 2010	Real taxable annual wages in 2019	Change in real taxable annual wages
Mining	\$3,851,958	\$3,998,222	\$146,264
Utilities	\$1,983,949	\$2,031,815	\$47,865
Construction	\$9,843,697	\$13,136,136	\$3,292,439
Manufacturing	\$30,565,955	\$26,864,580	-\$3,701,374
Wholesale trade	\$10,584,499	\$7,629,249	-\$2,955,250
Retail trade	\$43,506,600	\$45,326,693	\$1,820,092
Transportation	\$16,139,193	\$19,745,389	\$3,606,196



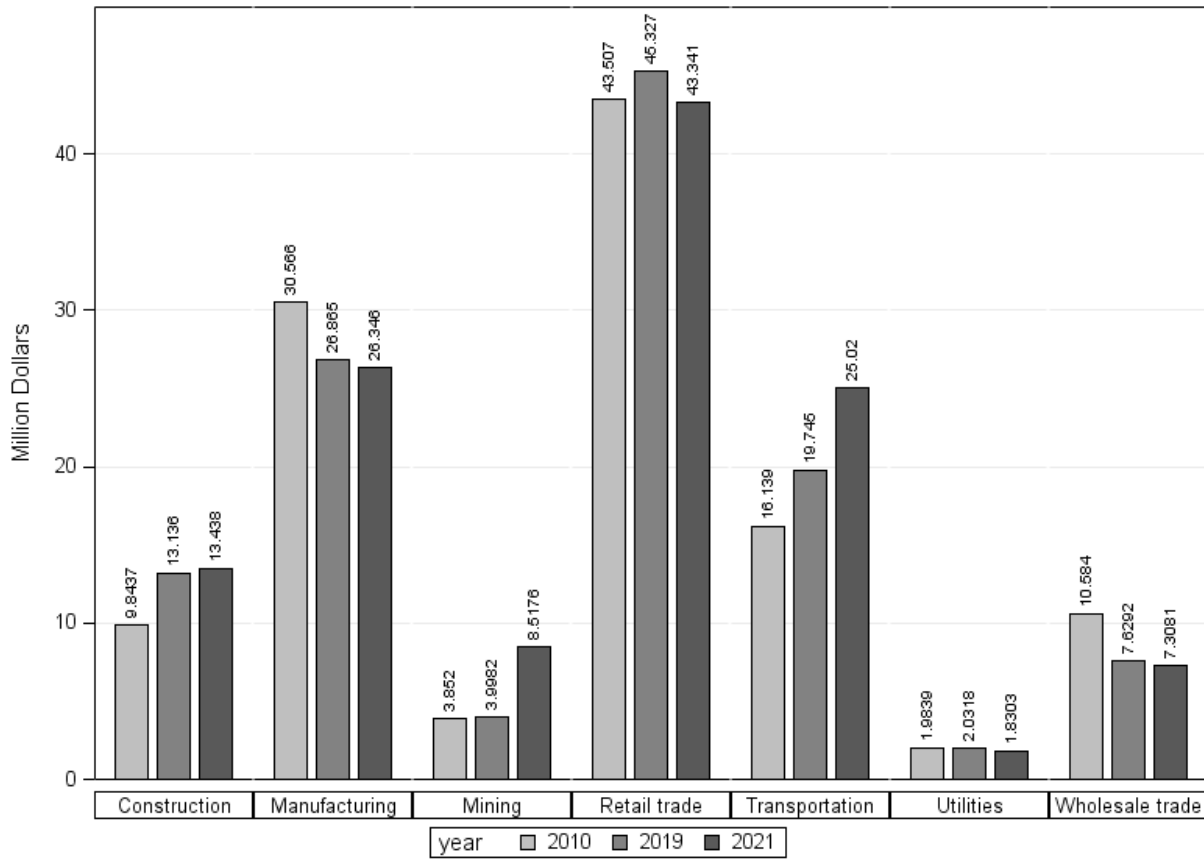
Annual employment for coal supply chain industries in Muskingum County



Average annual pay for jobs in the coal supply chain industries, Muskingum County (in 2012 dollar)



Total real taxable annual income from coal supply chain industries, Muskingum County (in 2012 dollar)





## 10. Tuscarawas County

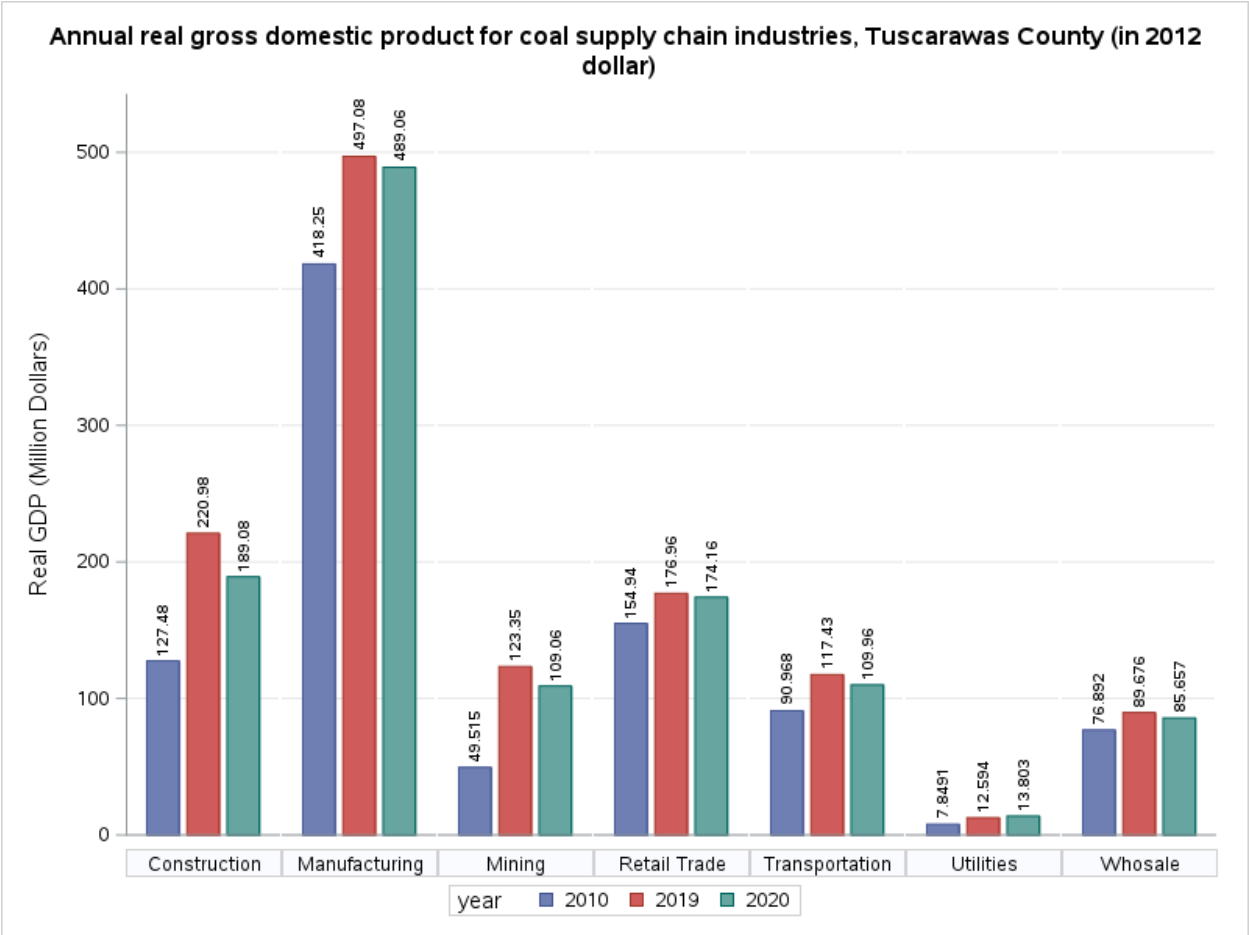
Industry Code	Industry Name	Real GDP in 2010	Real GDP in 2019	Change in Real GDP
21	Mining	\$49.515	\$123.350	\$73.8349
22	Utilities	\$7.849	\$12.594	\$4.7446
23	Construction	\$127.476	\$220.985	\$93.5092
31-33	Manufacturing	\$418.249	\$497.077	\$78.8282
42	Wholesale trade	\$76.892	\$89.676	\$12.7835
44-45	Retail trade	\$154.943	\$176.955	\$22.0119
48-49	Transportation	\$90.968	\$117.431	\$26.4626

Industry Name	Number of establishments in 2010	Number of establishments in 2019	Change in the number of establishments
Mining	33	37	4
Utilities	5	5	0
Construction	208	214	6
Manufacturing	221	211	-10
Wholesale trade	121	135	14
Retail trade	341	322	-19
Transportation	77	92	15

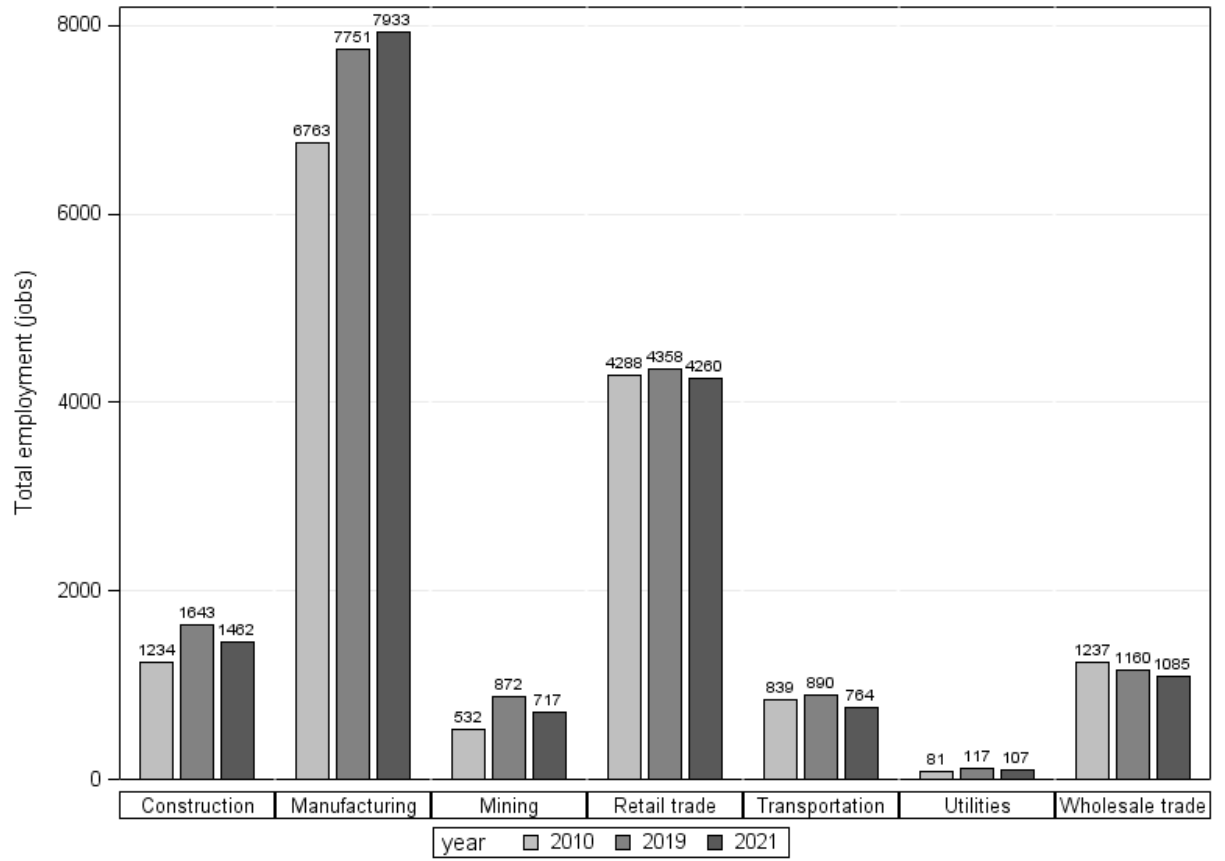
Industry Name	Employment in 2010	Employment in 2019	Change in Employment
Mining	532	872	340
Utilities	81	117	36
Construction	1234	1643	409
Manufacturing	6763	7751	988
Wholesale trade	1237	1160	-77
Retail trade	4288	4358	70
Transportation	839	890	51

Industry Name	Total real annual wages in 2010	Total real annual wages in 2019	Change in total real annual wages
Mining	\$28,462,067	\$57,512,805	\$29,050,739
Utilities	\$5,214,138	\$7,858,434	\$2,644,295
Construction	\$47,873,859	\$95,073,604	\$47,199,745
Manufacturing	\$290,559,509	\$350,056,495	\$59,496,986
Wholesale trade	\$48,862,192	\$52,449,189	\$3,586,998
Retail trade	\$95,609,319	\$100,425,321	\$4,816,001
Transportation	\$31,837,271	\$38,829,292	\$6,992,021

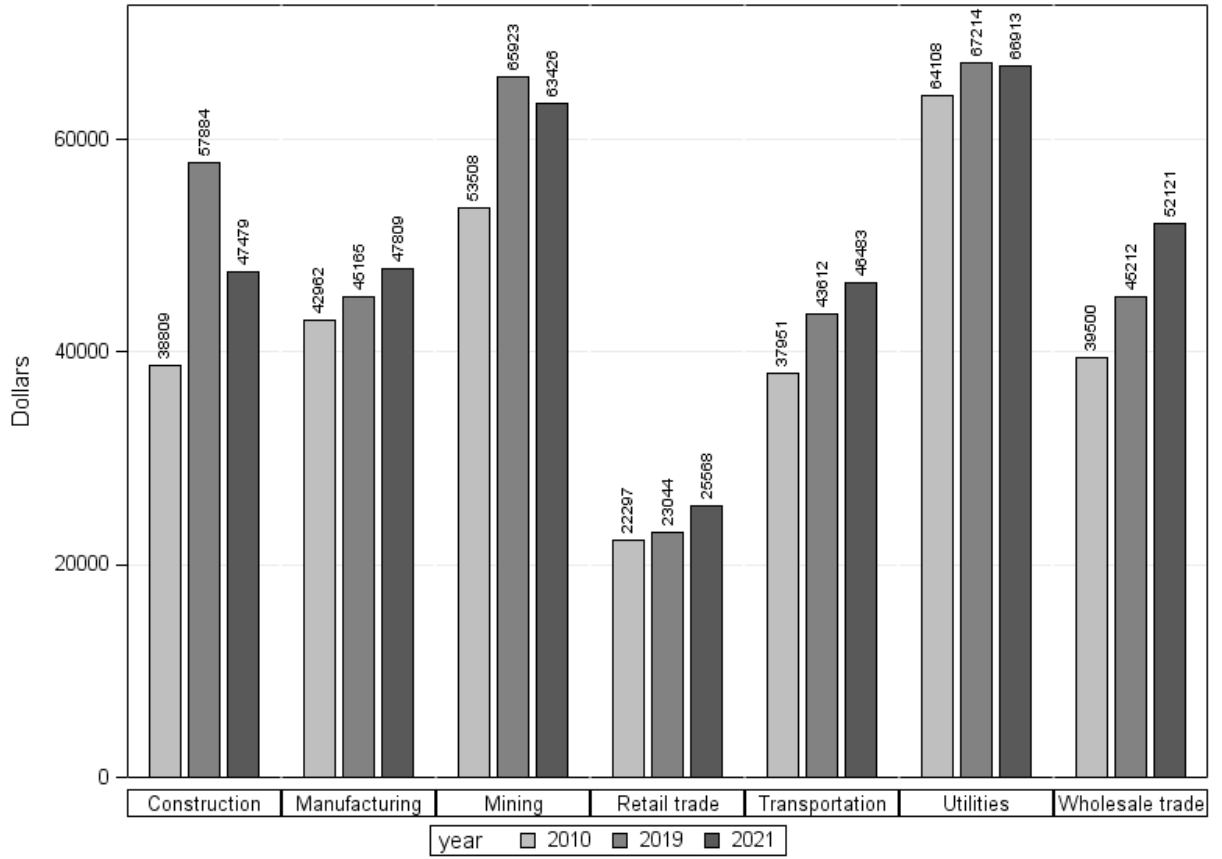
Industry Name	Real taxable annual wages in 2010	Real taxable annual wages in 2019	Change in real taxable annual wages
Mining	\$5,995,916	\$9,199,939	\$3,204,023
Utilities	\$693,054	\$1,029,689	\$336,635
Construction	\$14,680,785	\$17,070,420	\$2,389,635
Manufacturing	\$68,063,871	\$74,925,893	\$6,862,022
Wholesale trade	\$13,065,268	\$10,764,835	-\$2,300,433
Retail trade	\$37,921,838	\$36,853,499	-\$1,068,339
Transportation	\$9,202,818	\$9,325,890	\$123,072



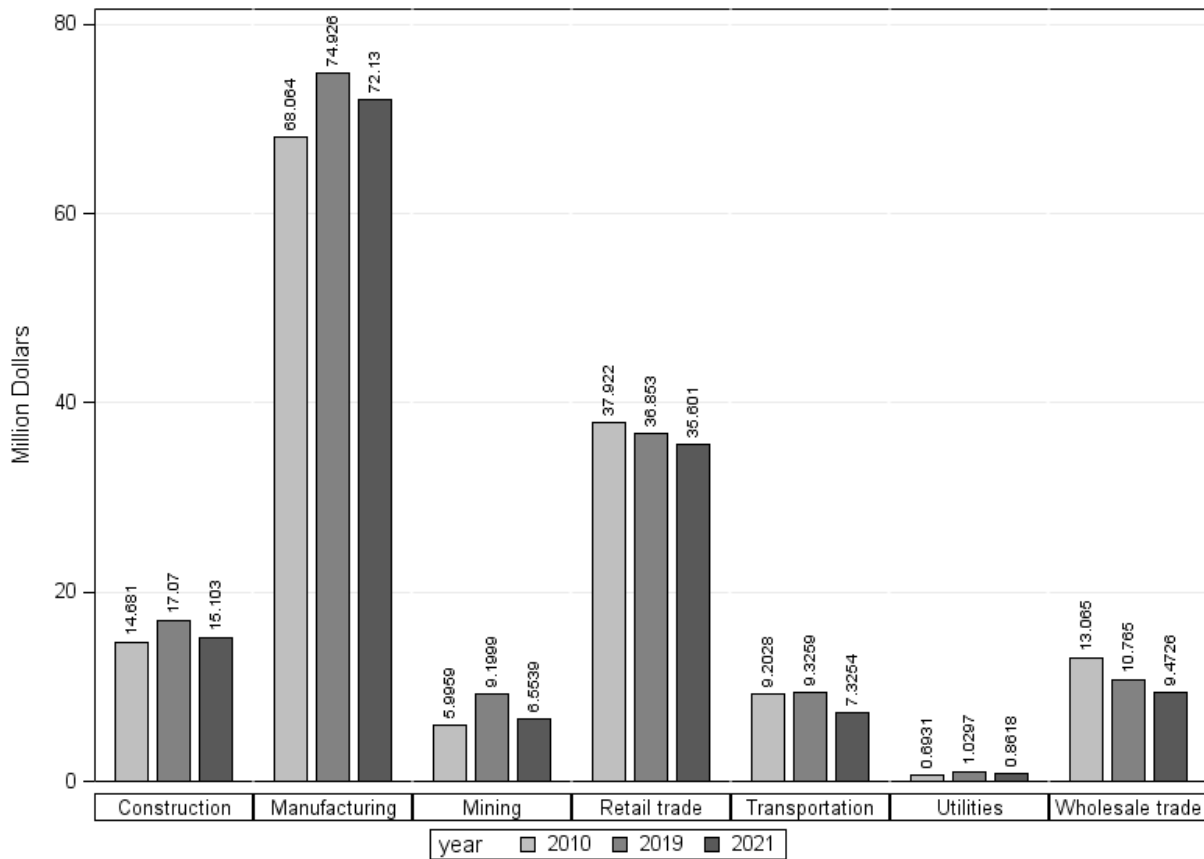
Annual employment for coal supply chain industries in Tuscarawas County



Average annual pay for jobs in the coal supply chain industries, Tuscarawas County (in 2012 dollar)



Total real taxable annual income from coal supply chain industries, Tuscarawas County (in 2012 dollar)



## **BUCKEYE HILLS REGION – COUNTY LEVEL**

List of counties in BUCKEYE HILLS region:

1. Athens County
2. Hocking County
3. Meigs County
4. Monroe County
5. Morgan County
6. Noble County
7. Perry County
8. Washington County

## 1. Athens County

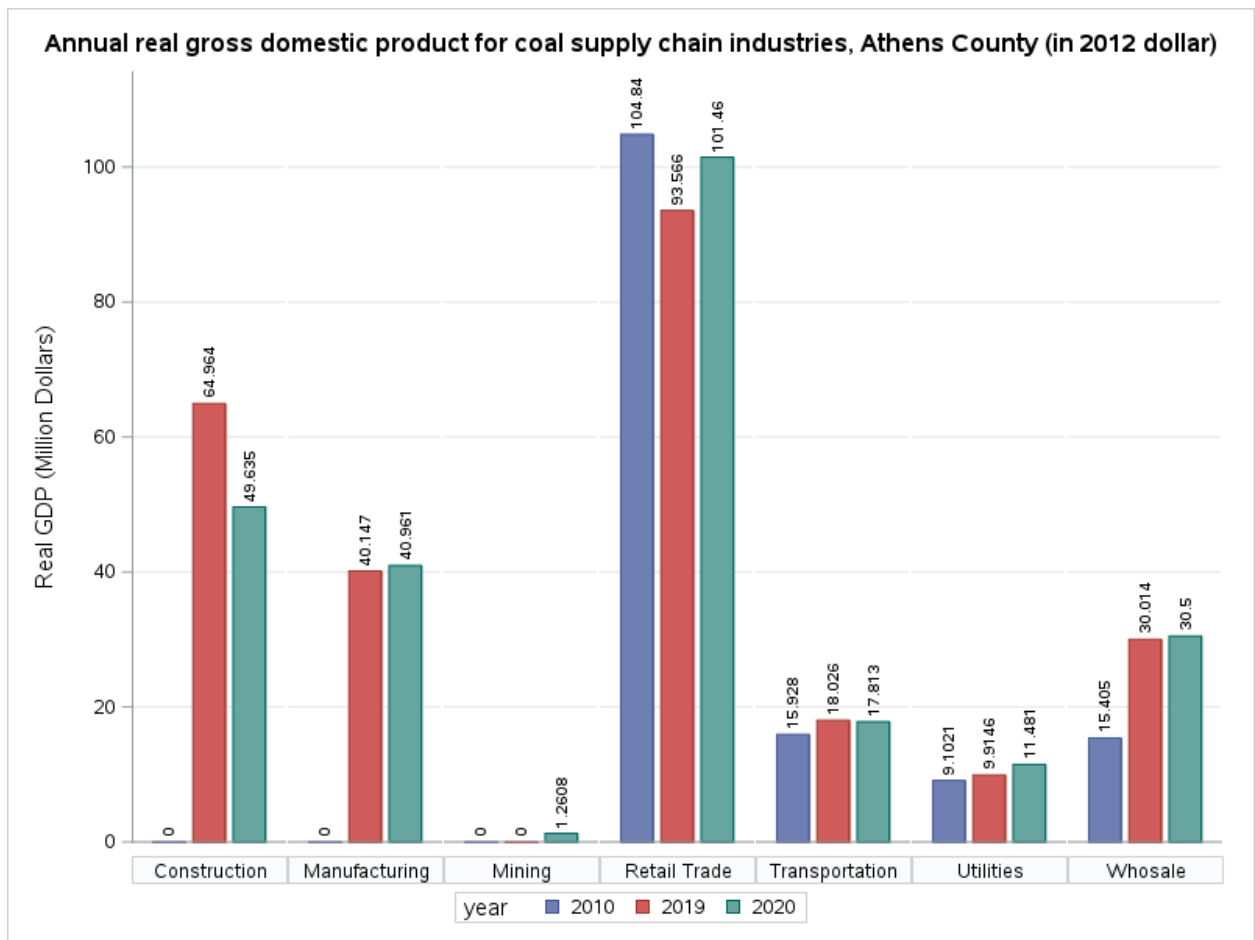
Industry Code	Industry Name	Real GDP in 2010	Real GDP in 2019	Change in Real GDP
21	Mining	\$0.00	\$0.00	\$0.00
22	Utilities	\$9.102	\$9.9146	\$0.8125
23	Construction	\$0.00	\$64.9642	\$64.9642
31-33	Manufacturing	\$0.00	\$40.1465	\$40.1465
42	Wholesale trade	\$15.405	\$30.0137	\$14.6088
44-45	Retail trade	\$104.844	\$93.5662	-\$11.2773
48-49	Transportation	\$15.928	\$18.0257	\$2.0977

Industry Name	Number of establishments in 2010	Number of establishments in 2019	Change in the number of establishments
Mining	5	4	-1
Utilities	5	5	0
Construction	102	100	-2
Manufacturing	39	37	-2
Wholesale trade	35	35	0
Retail trade	198	169	-29
Transportation	17	22	5

Industry Name	Employment in 2010	Employment in 2019	Change in Employment
Mining	0	0	0
Utilities	73	77	4
Construction	436	725	289
Manufacturing	0	621	621
Wholesale trade	309	427	118
Retail trade	2999	2473	-526
Transportation	134	157	23

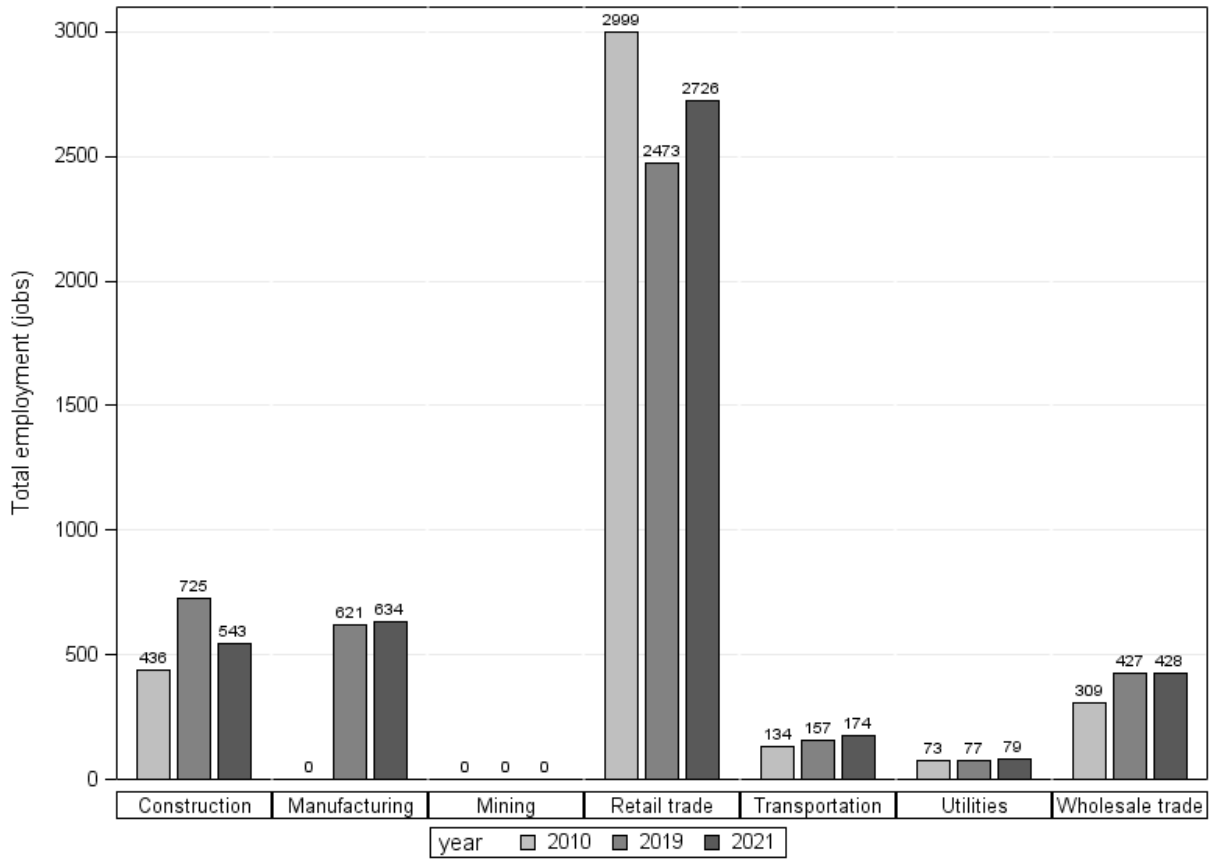
Industry Name	Total annual wages in 2010	Total annual wages in 2019	Change in total annual wages
Mining	\$0	\$0	\$0
Utilities	\$6,328,510	\$6,446,565	\$118,056
Construction	\$16,745,464	\$35,172,279	\$18,426,815
Manufacturing	\$0	\$28,519,359	\$28,519,359
Wholesale trade	\$10,391,420	\$18,560,146	\$8,168,726
Retail trade	\$72,582,821	\$60,006,454	-\$12,576,367
Transportation	\$4,750,400	\$5,470,798	\$720,398

Industry Name	Taxable annual wages in 2010	Taxable annual wages in 2019	Change in taxable annual wages
Mining	\$0	\$0	\$0
Utilities	\$753,696	\$663,838	-\$89,858
Construction	\$5,242,173	\$10,551,416	\$5,309,243
Manufacturing	\$0	\$6,228,354	\$6,228,354
Wholesale trade	\$3,006,512	\$3,807,718	\$801,206
Retail trade	\$26,099,824	\$21,044,000	-\$5,055,824
Transportation	\$1,329,109	\$1,469,240	\$140,130

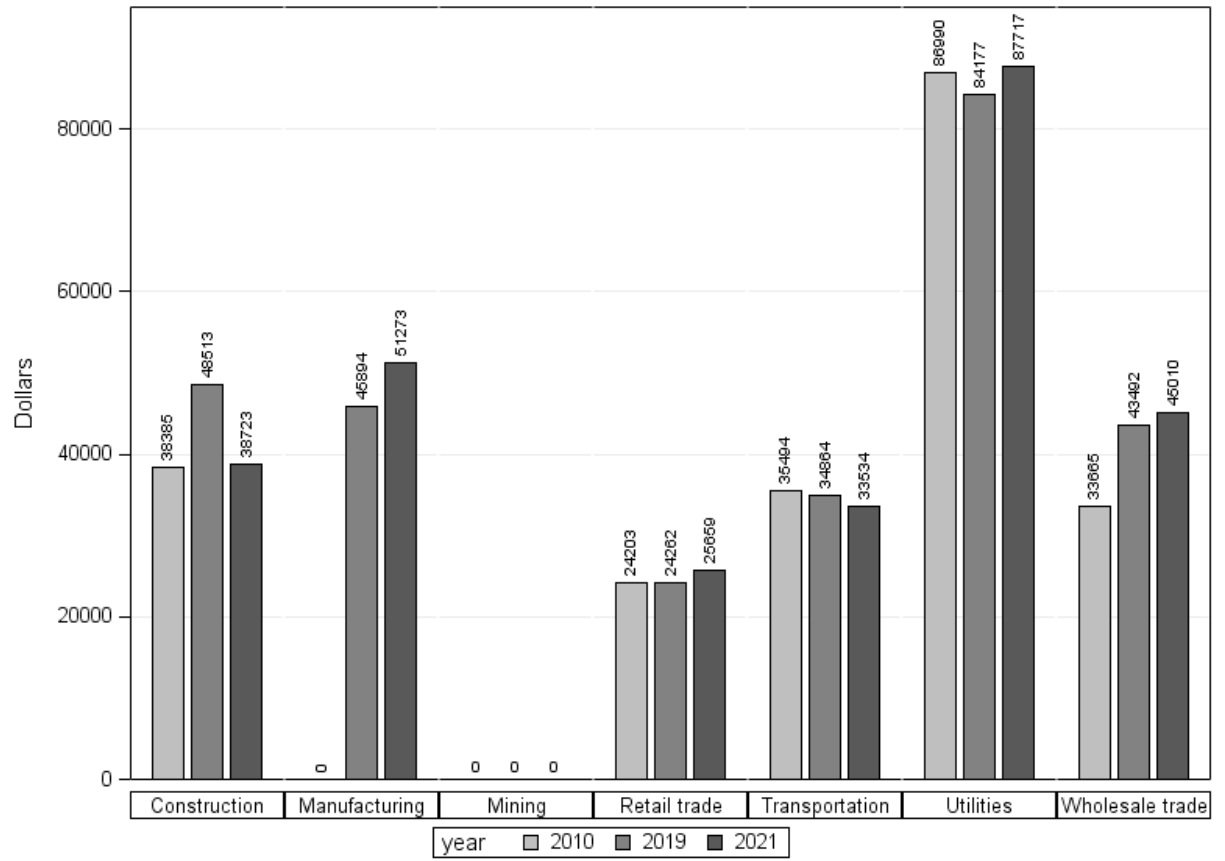




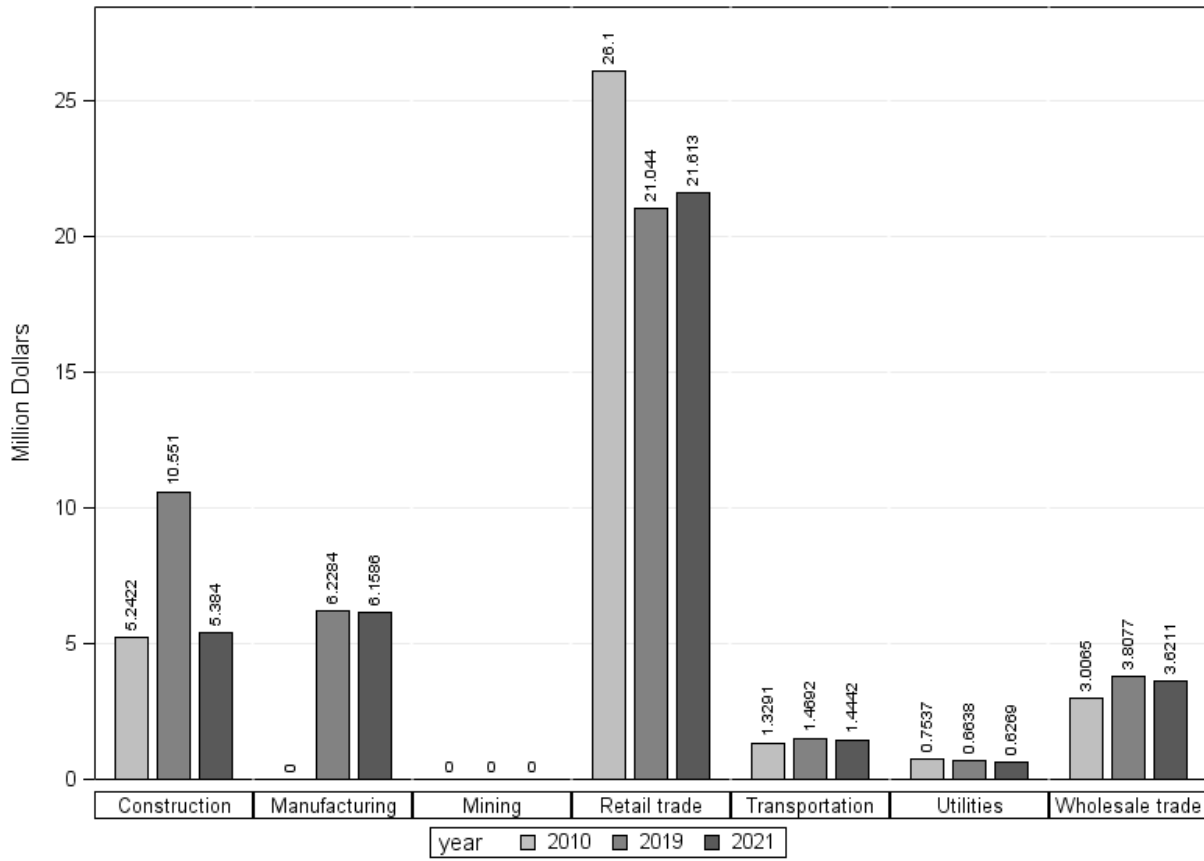
Annual employment for coal supply chain industries in Athens County



Average annual pay for jobs in the coal supply chain industries, Athens County (in 2012 dollar)



Total real taxable annual income from coal supply chain industries, Athens County (in 2012 dollar)



## 2. Hocking County

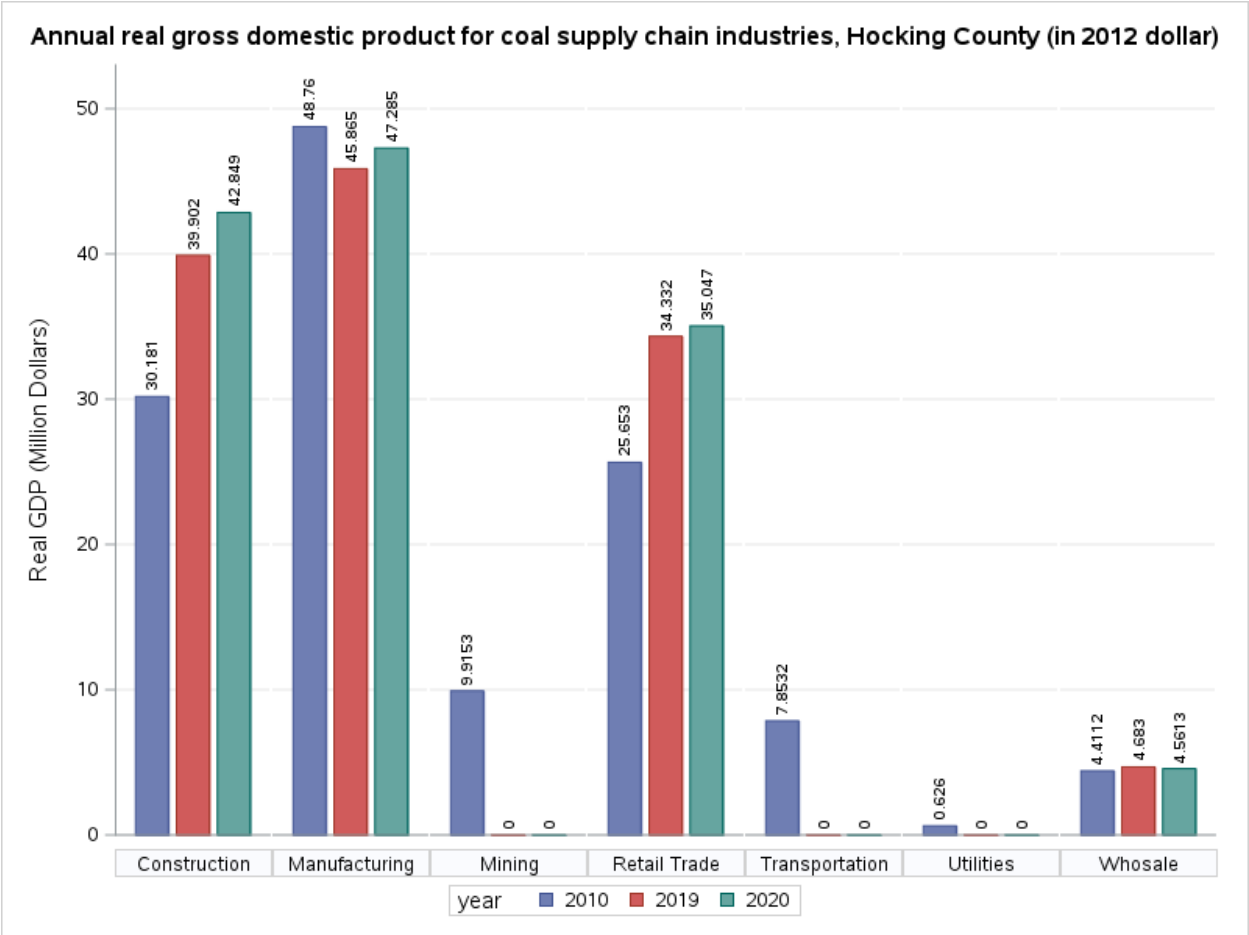
Industry Code	Industry Name	Real GDP in 2010	Real GDP in 2019	Change in Real GDP
21	Mining	\$9.9153	\$0.00	-\$9.9153
22	Utilities	\$0.6260	\$0.00	-\$0.62601
23	Construction	\$30.1807	\$39.9025	\$9.7218
31-33	Manufacturing	\$48.7603	\$45.8653	-\$2.8950
42	Wholesale trade	\$4.4112	\$4.6830	\$0.2718
44-45	Retail trade	\$25.6530	\$34.3324	\$8.6794
48-49	Transportation	\$7.8532	\$0.00	-\$7.8532

Industry Name	Number of establishments in 2010	Number of establishments in 2019	Change in number of establishments
Mining	8	5	-3
Utilities	4	2	-2
Construction	70	68	-2
Manufacturing	33	32	-1
Wholesale trade	8	11	3
Retail trade	68	66	-2
Transportation	11	10	-1

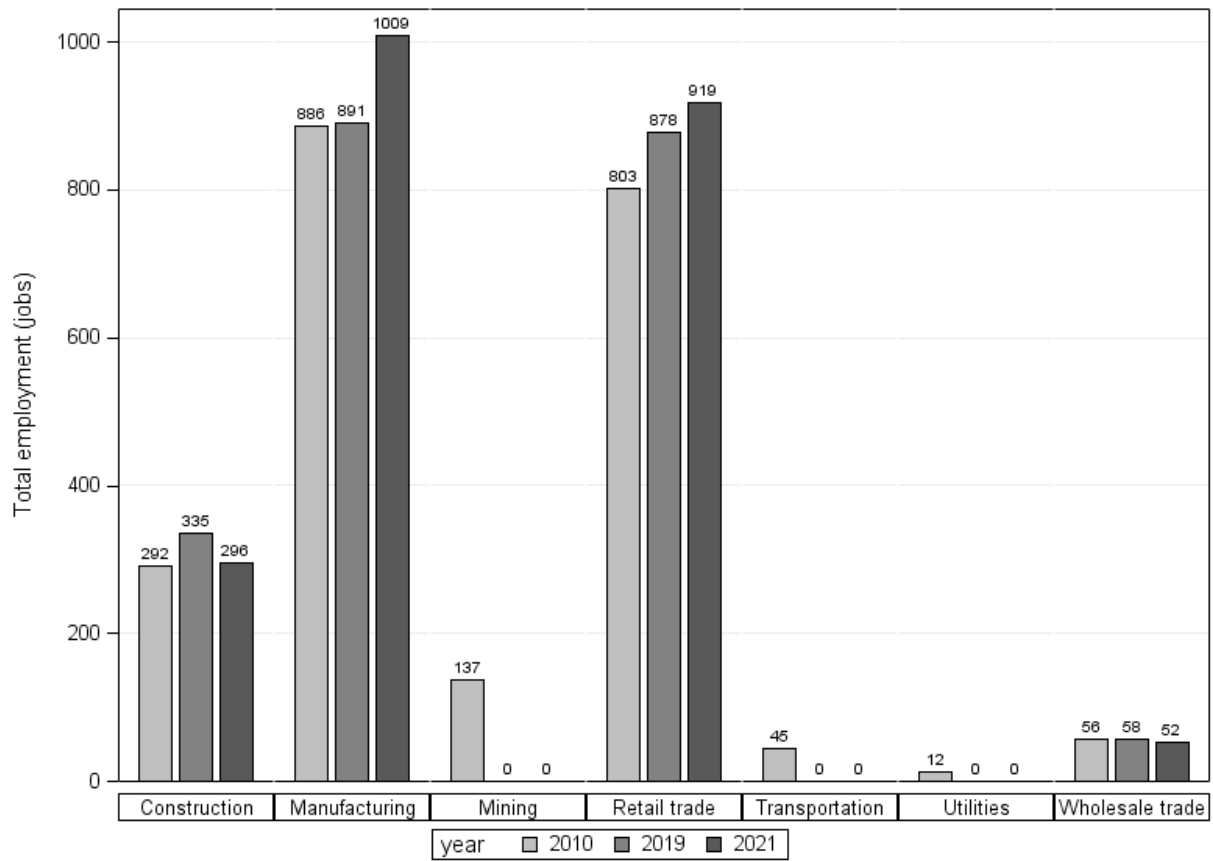
Industry Name	Employment in 2010	Employment in 2019	Change in employment
Mining	137	0	-137
Utilities	12	0	-12
Construction	292	335	43
Manufacturing	886	891	5
Wholesale trade	56	58	2
Retail trade	803	878	75
Transportation	45	0	-45

Industry Name	Total annual wages in 2010	Total annual wages in 2019	Change in total annual wages
Mining	\$4,364,906	\$0	-\$4,364,906
Utilities	\$343,819	\$0	-\$343,819
Construction	\$11,007,947	\$11,602,045	\$594,098
Manufacturing	\$37,401,891	\$33,790,605	-\$3,611,286
Wholesale trade	\$3,277,198	\$3,051,307	-\$225,891
Retail trade	\$17,446,806	\$19,039,214	\$1,592,408
Transportation	\$1,574,981	\$0	-\$1,574,981

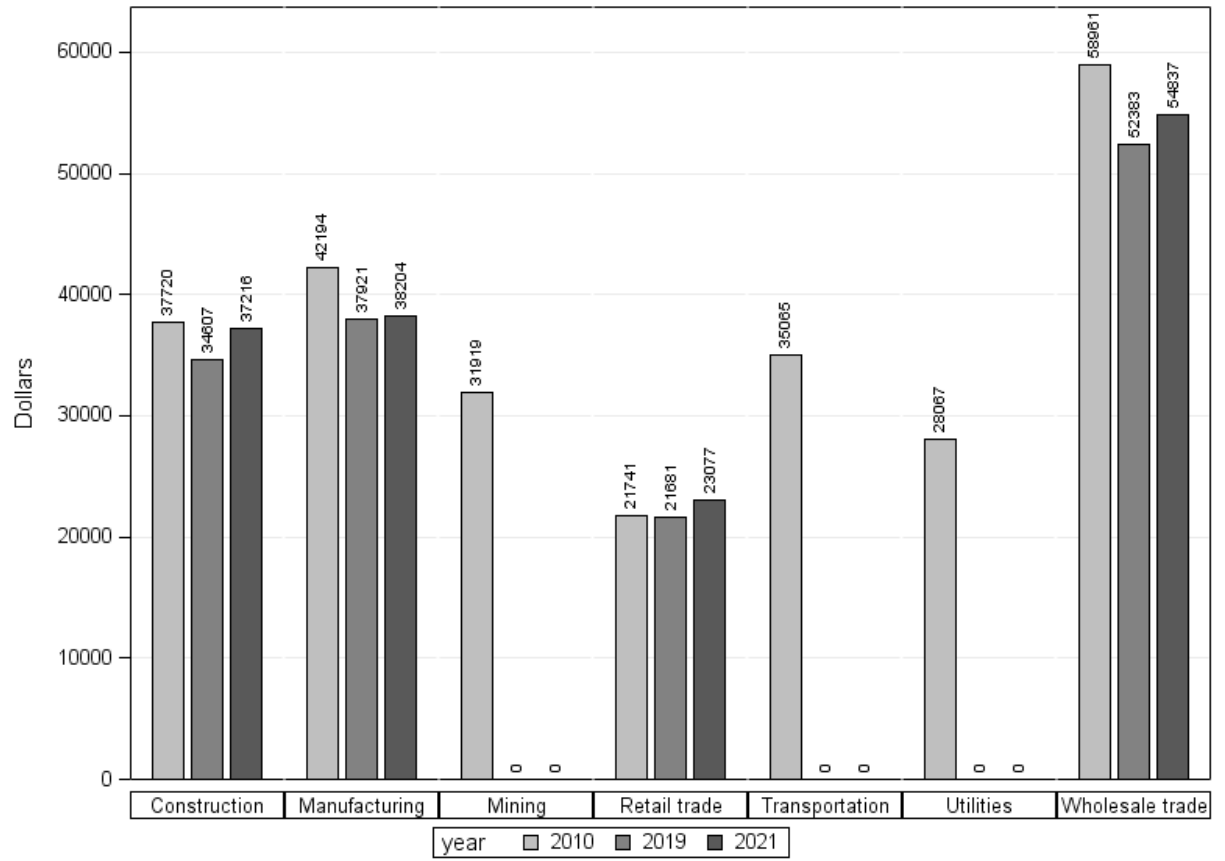
Industry Name	Taxable annual wages in 2010	Taxable annual wages in 2019	Change in taxable annual wages
Mining	\$1,620,480	\$0	-\$1,620,480
Utilities	\$99,042	\$0	-\$99,042
Construction	\$3,572,801	\$3,562,117	-\$10,683
Manufacturing	\$9,409,544	\$8,439,429	-\$970,115
Wholesale trade	\$563,580	\$517,961	-\$45,619
Retail trade	\$6,998,216	\$7,436,995	\$438,779
Transportation	\$498,885	\$0	-\$498,885



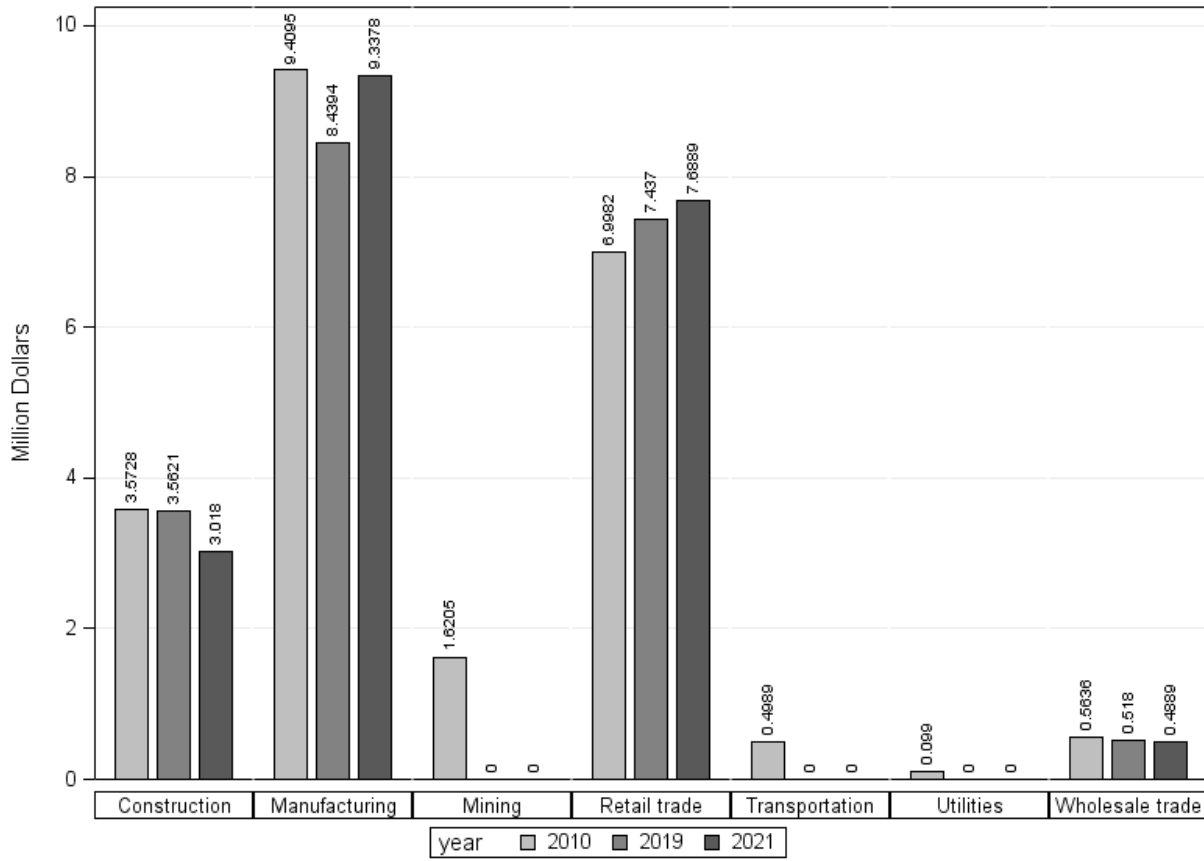
Annual employment for coal supply chain industries in Hocking County



Average annual pay for jobs in the coal supply chain industries, Hocking County (in 2012 dollar)



Total real taxable annual income from coal supply chain industries, Hocking County (in 2012 dollar)





### 3. Meigs County

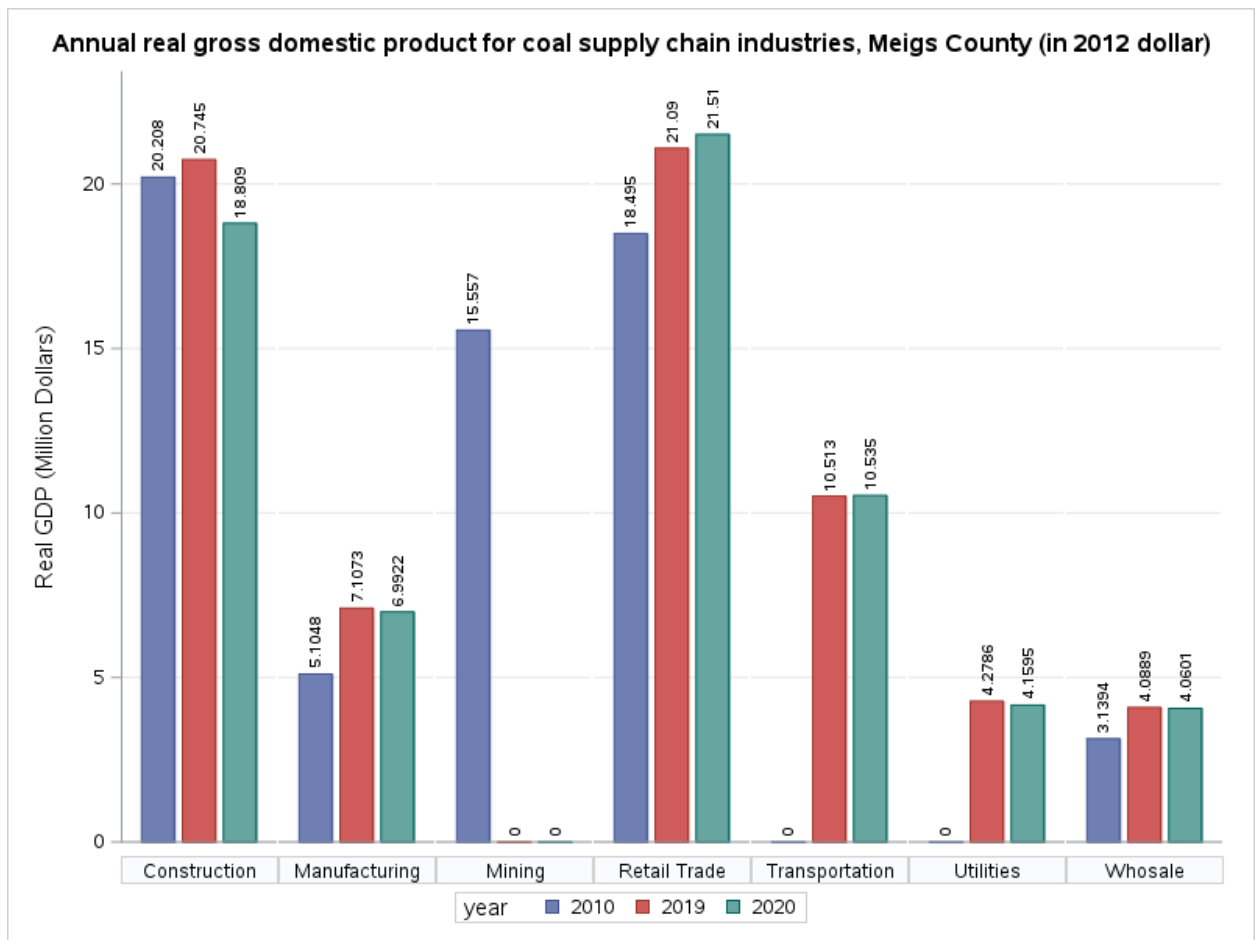
Industry Code	Industry Name	Real GDP in 2010	Real GDP in 2019	Change in Real GDP
21	Mining	\$15.5567	\$0.00	-\$15.5567
22	Utilities	\$0.00	\$4.2786	\$4.2786
23	Construction	\$20.2081	\$20.7448	\$0.5367
31-33	Manufacturing	\$5.2048	\$7.2073	\$2.0025
42	Wholesale trade	\$3.1394	\$4.0889	\$0.9495
44-45	Retail trade	\$18.4954	\$21.0904	\$2.5949
48-49	Transportation	\$0.00	\$10.5131	\$10.5131

Industry Name	Number of establishments in 2010	Number of establishments in 2019	Change in the number of establishments
Mining	15	8	-7
Utilities	4	4	0
Construction	35	39	4
Manufacturing	13	9	-4
Wholesale trade	10	6	-4
Retail trade	63	64	1
Transportation	4	10	6

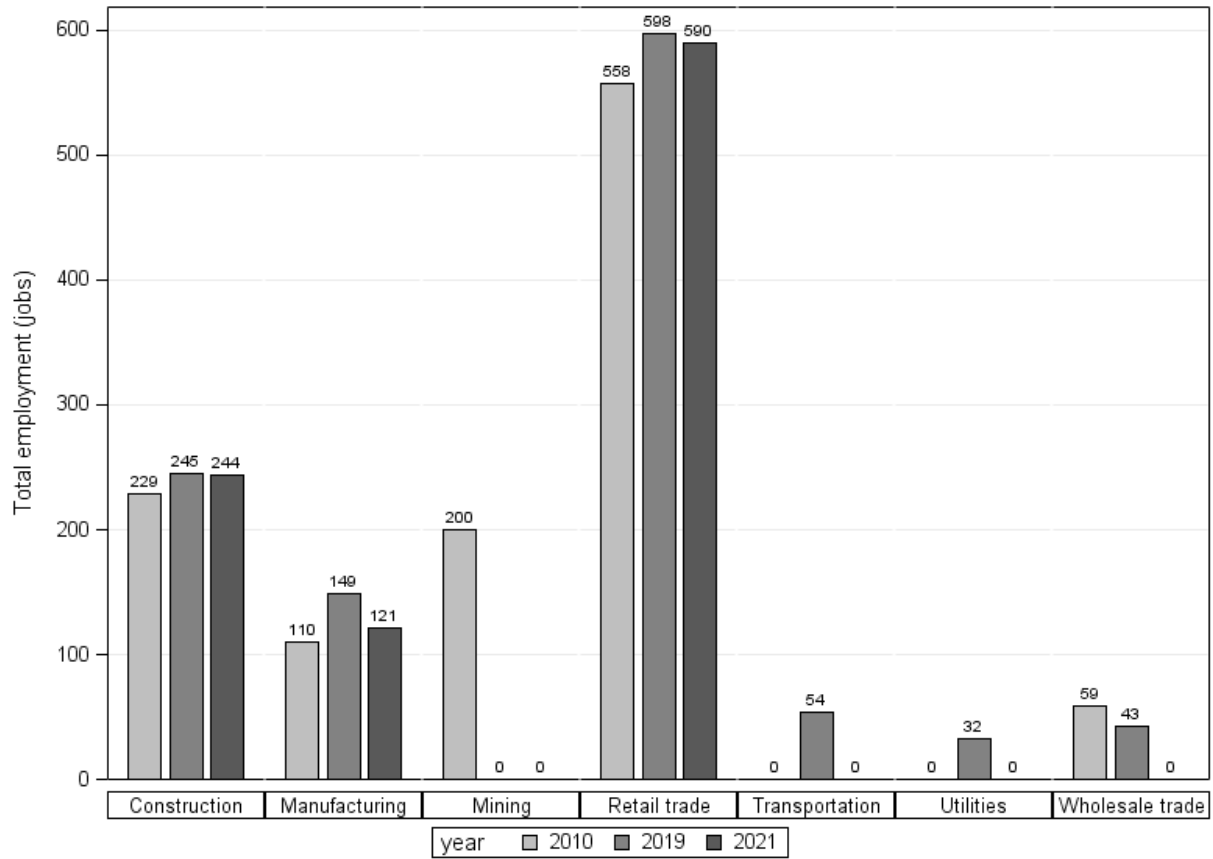
Industry Name	Employment in 2010	Employment in 2019	Change in Employment
Mining	200	0	-200
Utilities	0	32	32
Construction	229	245	16
Manufacturing	110	149	39
Wholesale trade	59	43	-16
Retail trade	558	598	40
Transportation	0	54	54

Industry Name	Total annual wages in 2010	Total annual wages in 2019	Change in total annual wages
Mining	\$12,612,117	\$0	-\$12,612,117
Utilities	\$0	\$2,711,176	\$2,711,176
Construction	\$9,053,053	\$10,270,938	\$1,217,885
Manufacturing	\$3,434,762	\$4,330,724	\$895,962
Wholesale trade	\$1,891,010	\$1,177,229	-\$713,781
Retail trade	\$10,048,357	\$12,741,197	\$2,692,840
Transportation	\$0	\$1,921,378	\$1,921,378

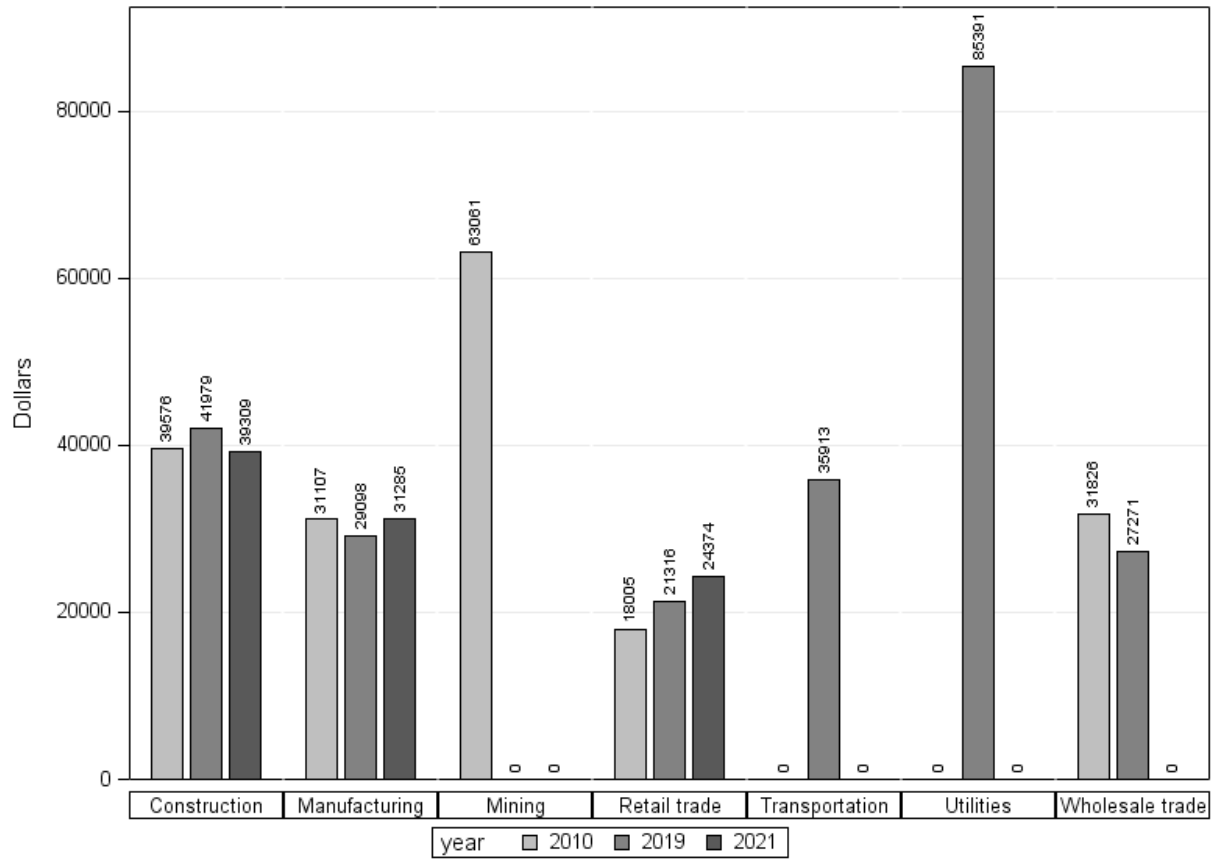
Industry Name	Taxable annual wages in 2010	Taxable annual wages in 2019	Change in taxable annual wages
Mining	\$2,553,054	\$0	-\$2,553,054
Utilities	\$0	\$255,391	\$255,391
Construction	\$2,849,440	\$2,715,671	-\$133,770
Manufacturing	\$1,131,951	\$1,082,055	-\$49,896
Wholesale trade	\$576,687	\$446,962	-\$129,726
Retail trade	\$5,180,276	\$5,153,778	-\$26,498
Transportation	\$0	\$543,677	\$543,677



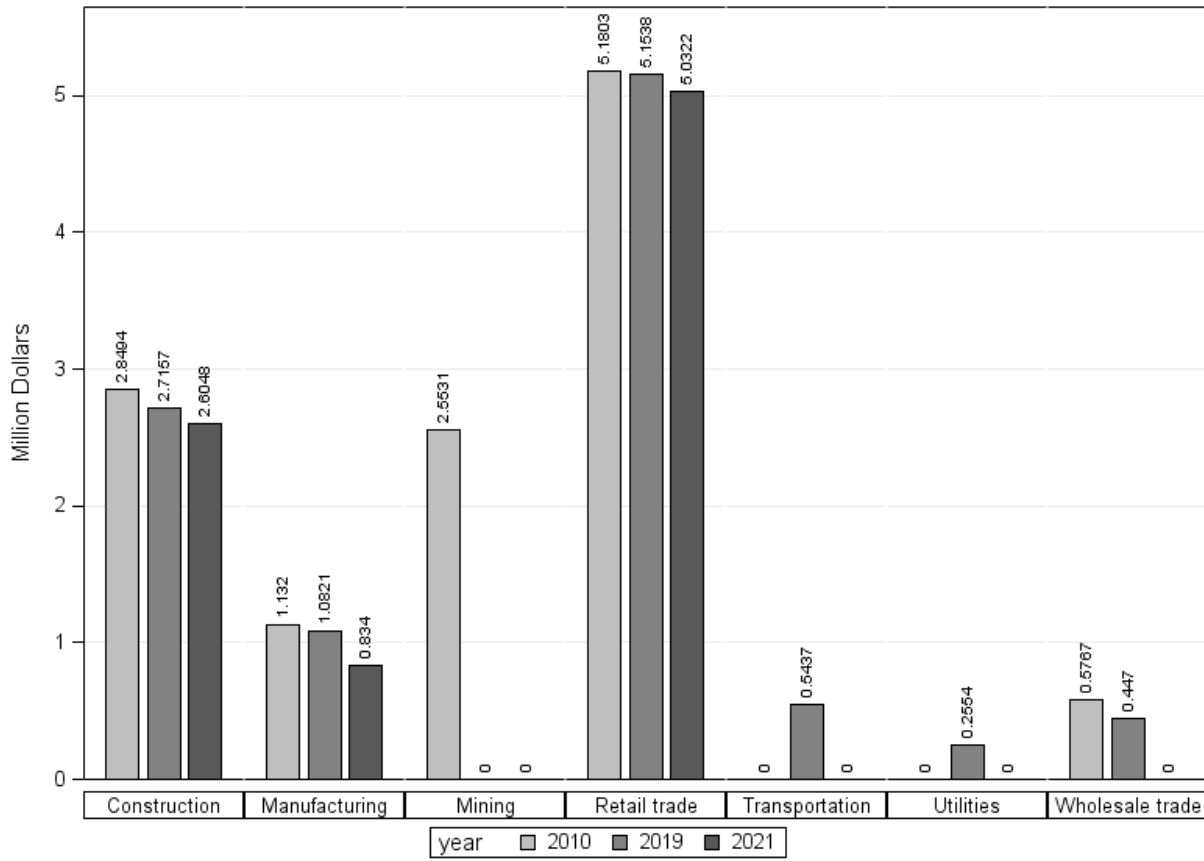
Annual employment for coal supply chain industries in Meigs County



Average annual pay for jobs in the coal supply chain industries, Meigs County (in 2012 dollar)



Total real taxable annual income from coal supply chain industries, Meigs County (in 2012 dollar)



#### 4. Monroe County

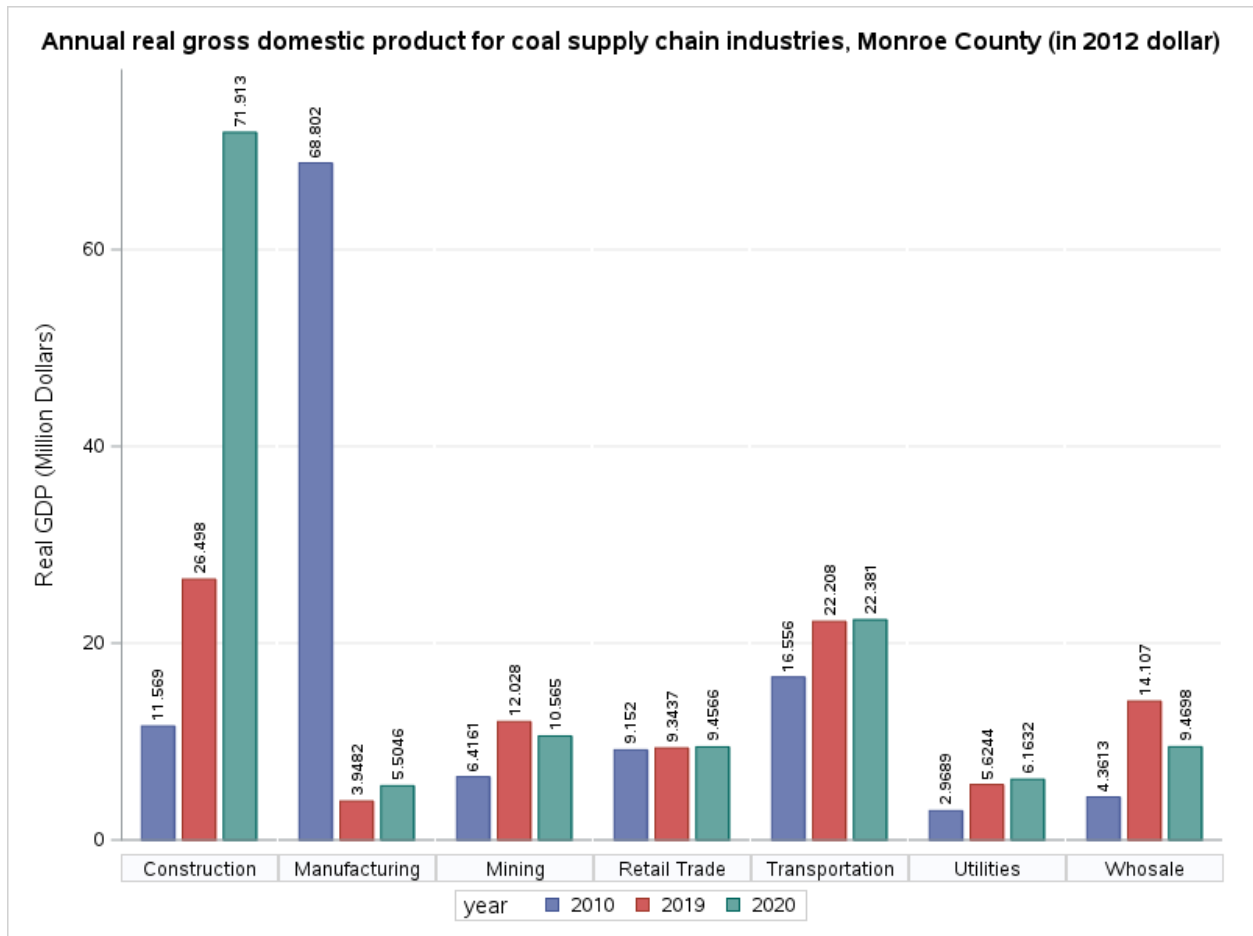
Industry Code	Industry Name	Real GDP in 2010	Real GDP in 2019	Change in Real GDP
21	Mining	\$6.4161	\$12.0281	\$5.6120
22	Utilities	\$2.9689	\$5.6244	\$2.6555
23	Construction	\$11.5687	\$26.4983	\$14.9296
31-33	Manufacturing	\$68.8021	\$3.9482	-\$64.8539
42	Wholesale trade	\$4.3613	\$14.1069	\$9.7456
44-45	Retail trade	\$9.1520	\$9.3437	\$0.1917
48-49	Transportation	\$16.5560	\$22.2081	\$5.6521

Industry Name	Number of establishments in 2010	Number of establishments in 2019	Change in the number of establishments
Mining	10	25	15
Utilities	4	5	1
Construction	47	53	6
Manufacturing	16	5	-11
Wholesale trade	10	12	2
Retail trade	43	34	-9
Transportation	11	23	12

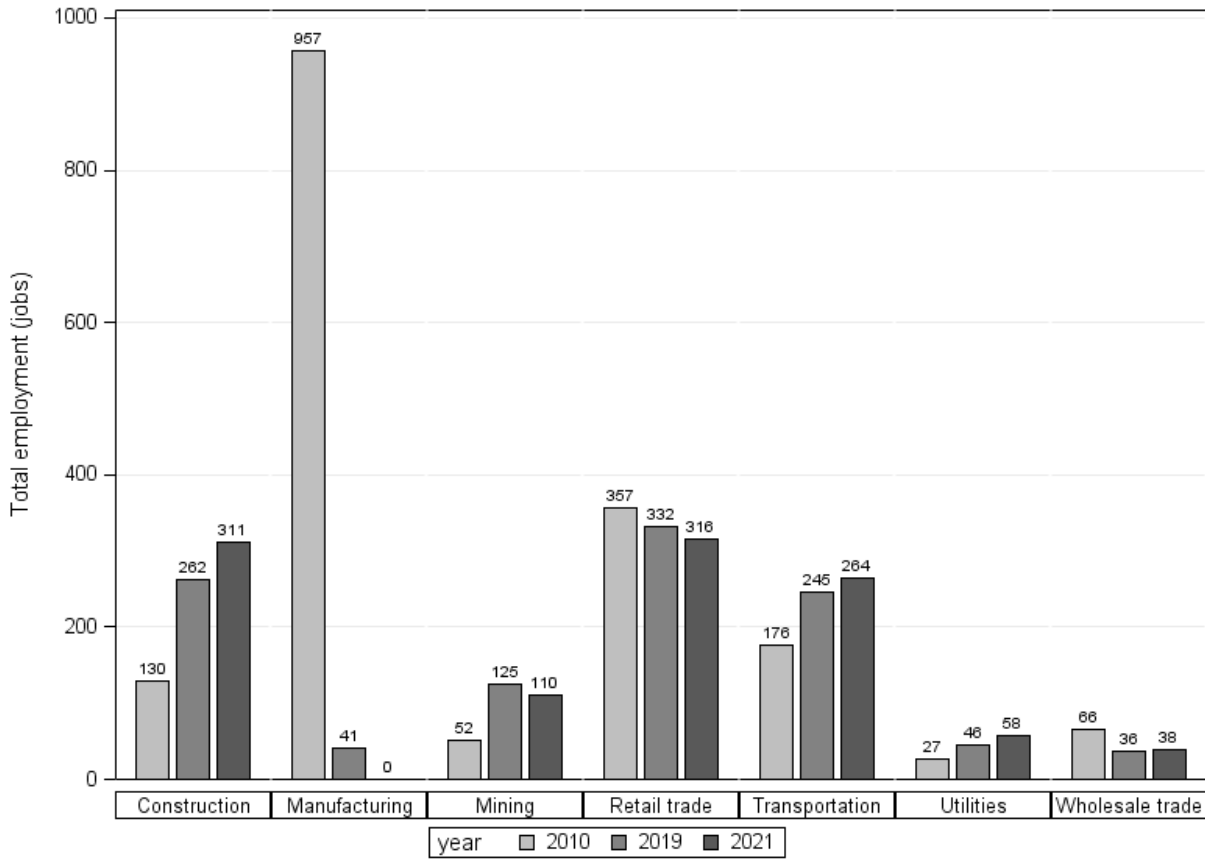
Industry Name	Employment in 2010	Employment in 2019	Change in Employment
Mining	52	125	73
Utilities	27	46	19
Construction	130	262	132
Manufacturing	957	41	-916
Wholesale trade	66	36	-30
Retail trade	357	332	-25
Transportation	176	245	69

Industry Name	Total annual wages in 2010	Total annual wages in 2019	Change in total annual wages
Mining	\$1,226,620	\$7,041,139	\$5,814,519
Utilities	\$2,023,257	\$3,533,077	\$1,509,820
Construction	\$4,017,455	\$16,480,931	\$12,463,476
Manufacturing	\$54,159,915	\$2,101,758	-\$52,058,157
Wholesale trade	\$3,238,999	\$2,740,281	-\$498,718
Retail trade	\$5,952,567	\$6,140,759	\$188,193
Transportation	\$7,553,861	\$11,411,540	\$3,857,679

Industry Name	Taxable annual wages in 2010	Taxable annual wages in 2019	Change in taxable annual wages
Mining	\$510,534	\$1,701,713	\$1,191,179
Utilities	\$262,862	\$401,545	\$138,684
Construction	\$1,656,681	\$3,828,167	\$2,171,486
Manufacturing	\$10,208,216	\$458,416	-\$9,749,799
Wholesale trade	\$676,105	\$343,142	-\$332,963
Retail trade	\$2,876,458	\$2,630,142	-\$246,315
Transportation	\$1,889,032	\$2,808,006	\$918,974

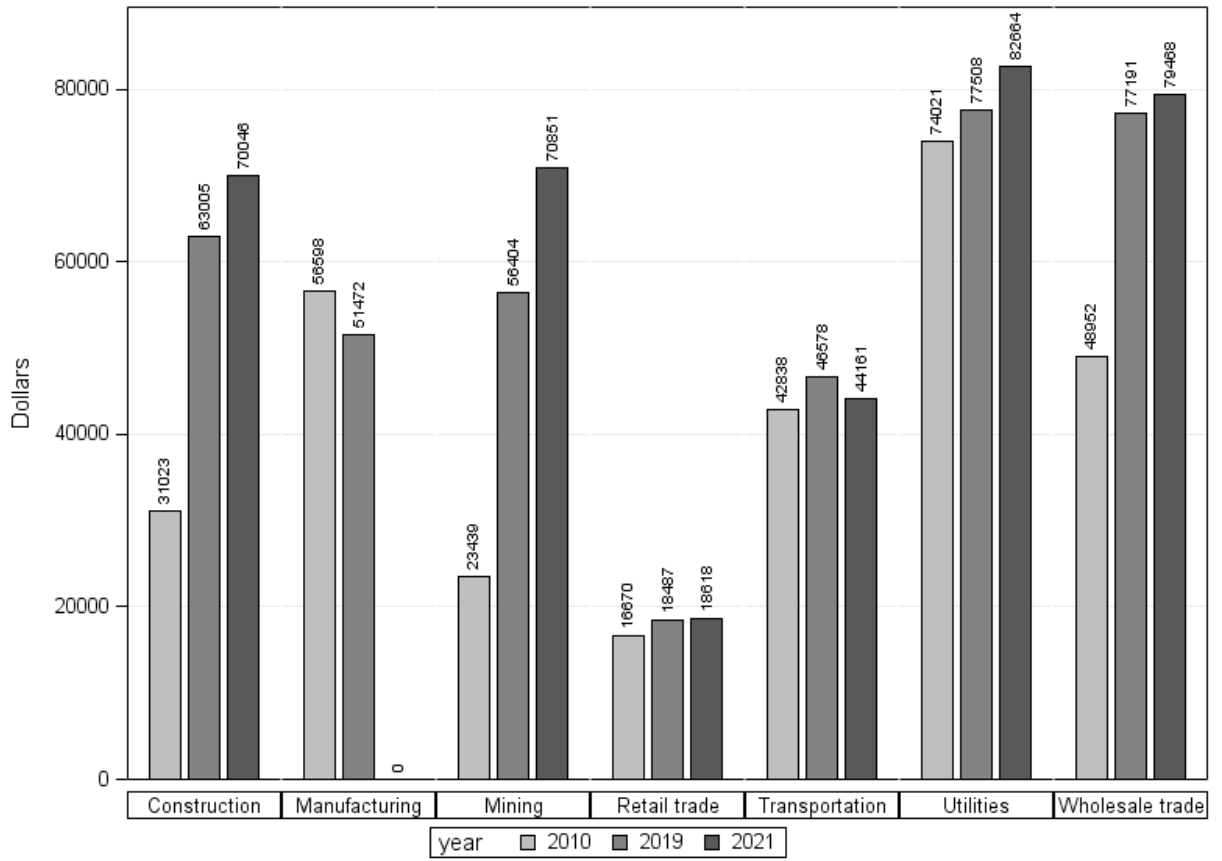


Annual employment for coal supply chain industries in Monroe County

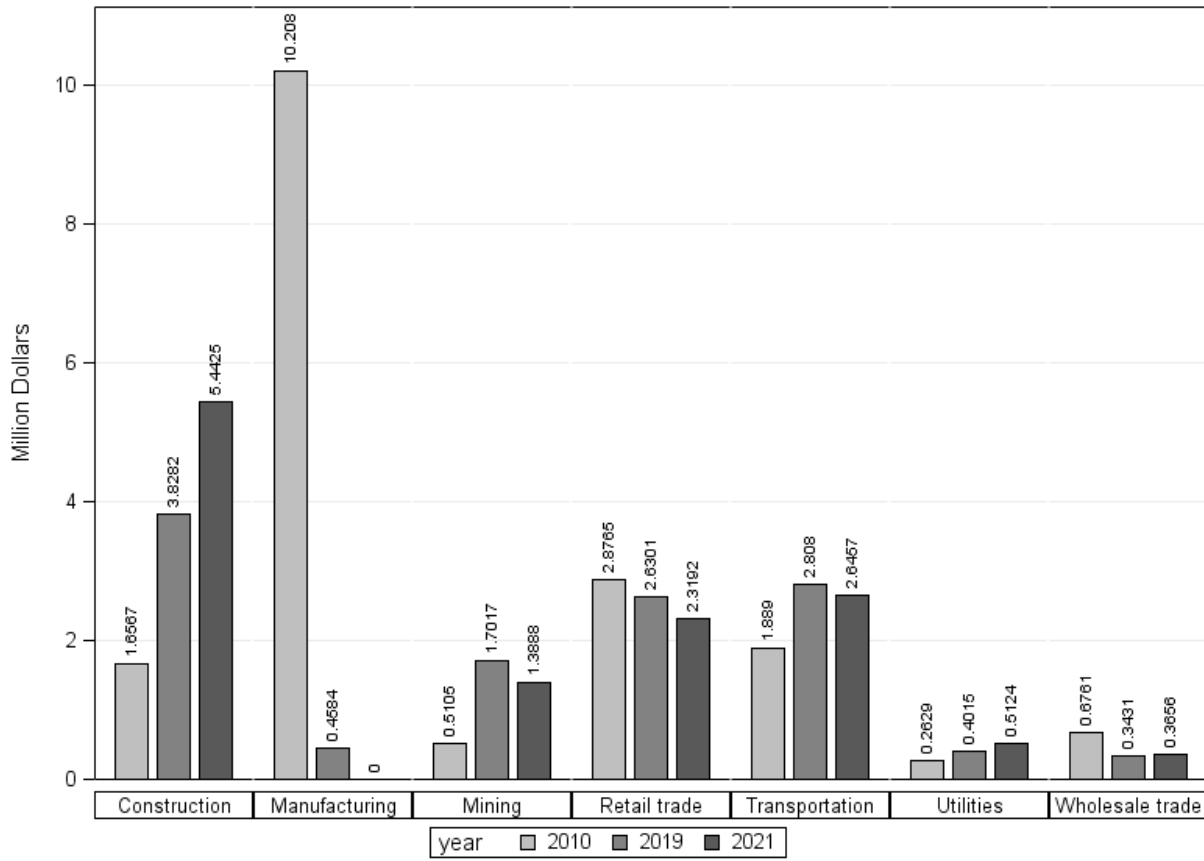




Average annual pay for jobs in the coal supply chain industries, Monroe County (in 2012 dollar)



Total real taxable annual income from coal supply chain industries, Monroe County (in 2012 dollar)



## 5. Morgan County

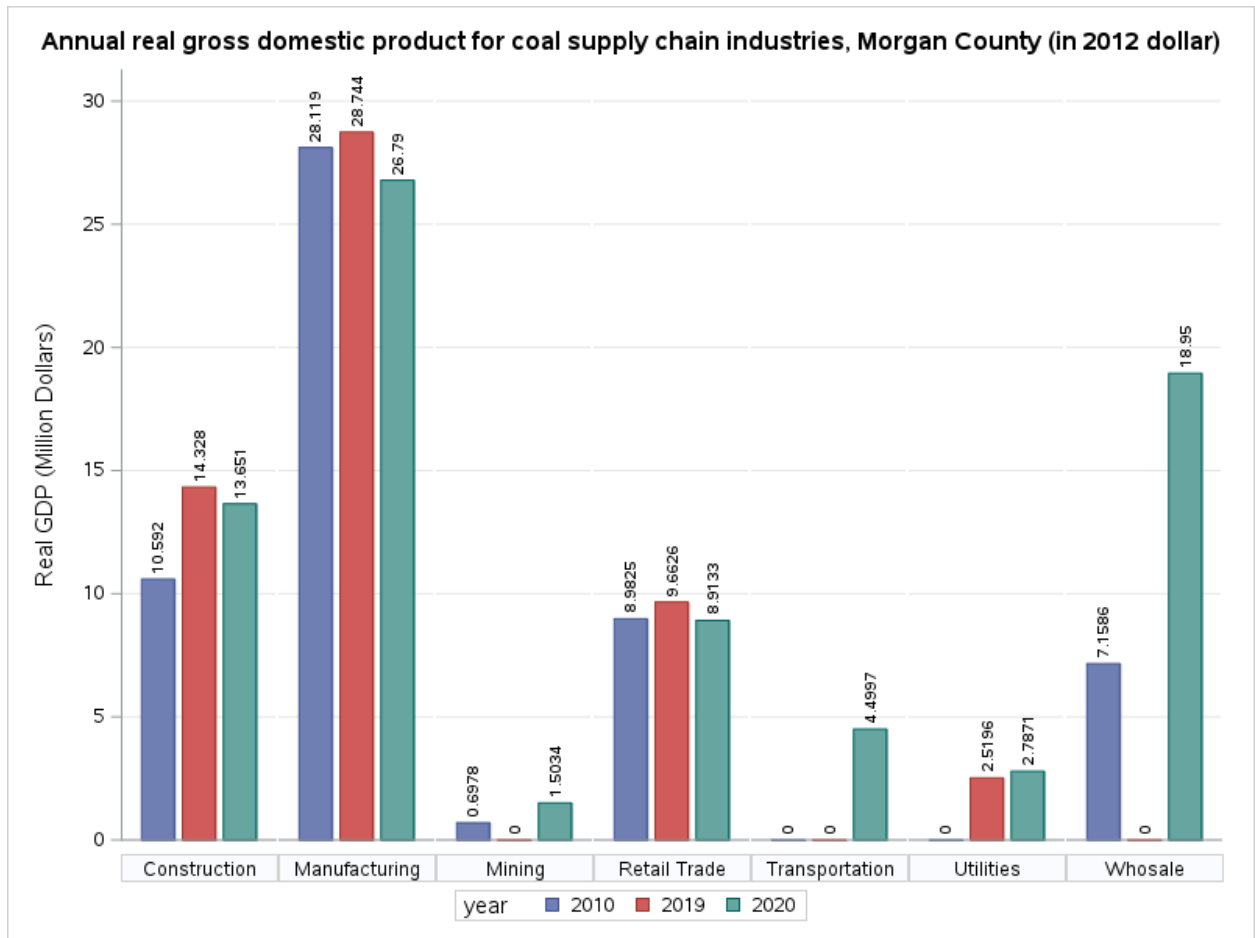
Industry Code	Industry Name	Real GDP in 2010	Real GDP in 2019	Change in Real GDP
21	Mining	\$0.6978	\$0.00	-\$0.6978
22	Utilities	\$0.00	\$2.5196	\$2.5196
23	Construction	\$10.5923	\$14.3277	\$3.735
31-33	Manufacturing	\$28.1186	\$28.7436	\$.6251
42	Wholesale trade	\$7.1586	\$0.00	-\$7.1586
44-45	Retail trade	\$8.9825	\$9.6626	\$0.6800
48-49	Transportation	\$0.00	\$0.00	\$0.00

Industry Name	Number of establishments in 2010	Number of establishments in 2019	Change in number of establishments
Mining	3	3	0
Utilities	2	3	1
Construction	21	23	2
Manufacturing	10	7	-3
Wholesale trade	6	6	0
Retail trade	29	28	-1
Transportation	4	5	1

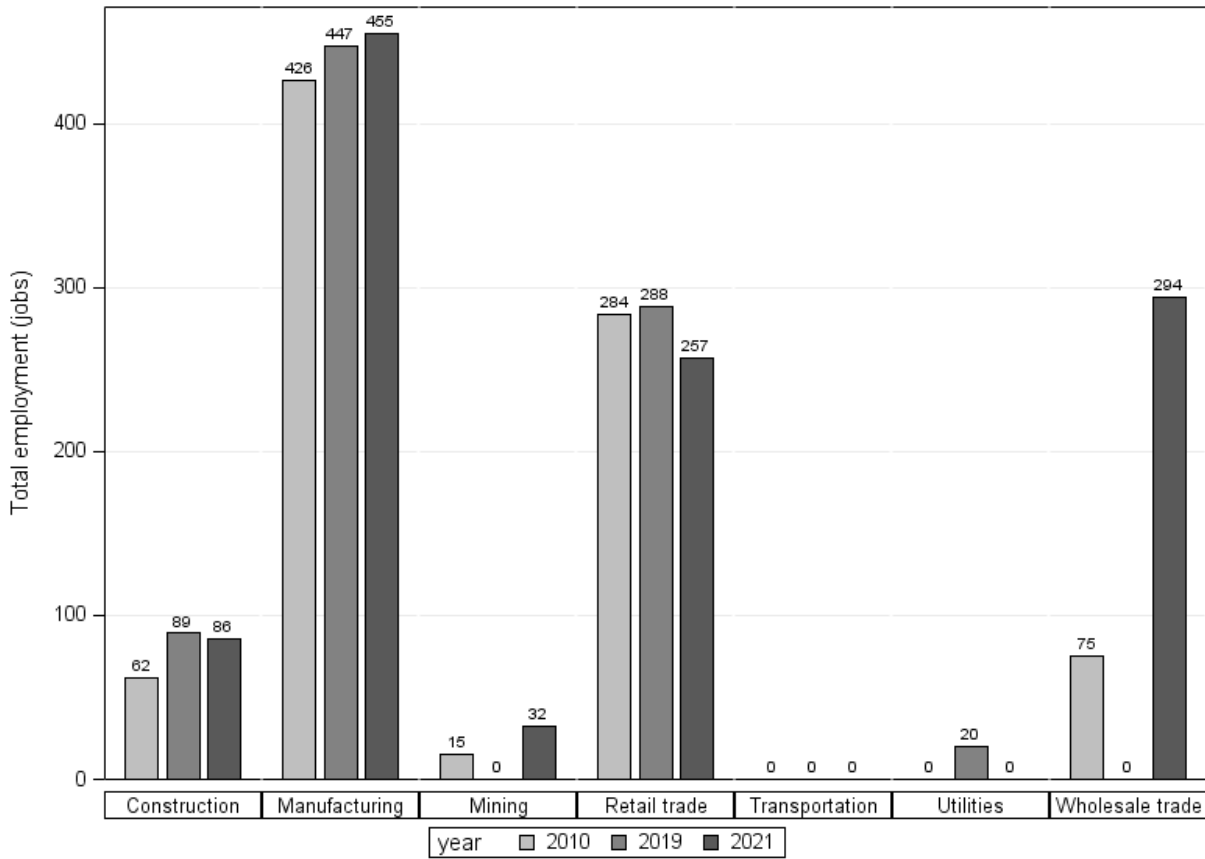
Industry Name	Employment in 2010	Employment in 2019	Change in employment
Mining	15	0	-15
Utilities	0	20	20
Construction	62	89	27
Manufacturing	426	447	21
Wholesale trade	75	0	-75
Retail trade	284	288	4
Transportation	0	0	0

Industry Name	Total annual wages in 2010	Total annual wages in 2019	Change in total annual wages
Mining	\$437,717	\$0	-\$437,717
Utilities	\$0	\$1,681,008	\$1,681,008
Construction	\$1,700,529	\$4,210,911	\$2,510,382
Manufacturing	\$21,077,178	\$21,564,992	\$487,814
Wholesale trade	\$4,087,286	\$0	-\$4,087,286
Retail trade	\$5,049,390	\$5,593,448	\$544,058
Transportation	\$0	\$0	\$0

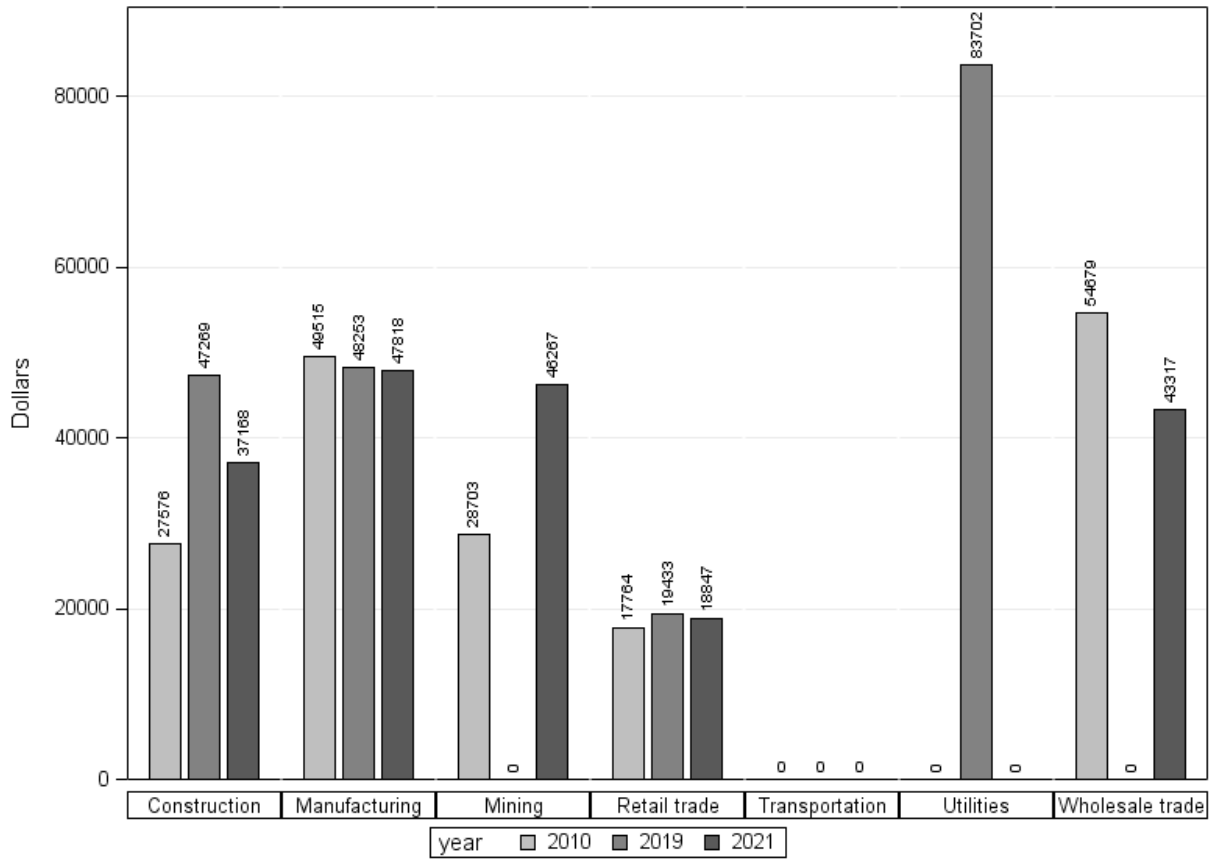
Industry Name	Taxable annual wages in 2010	Taxable annual wages in 2019	Change in taxable annual wages
Mining	\$147,840	\$0	-\$147,840
Utilities	\$0	\$188,422	\$188,422
Construction	\$634,146	\$1,137,371	\$503,225
Manufacturing	\$4,793,125	\$4,253,284	-\$539,841
Wholesale trade	\$848,515	\$0	-\$848,515
Retail trade	\$2,313,651	\$2,491,244	\$177,593
Transportation	\$0	\$0	\$0



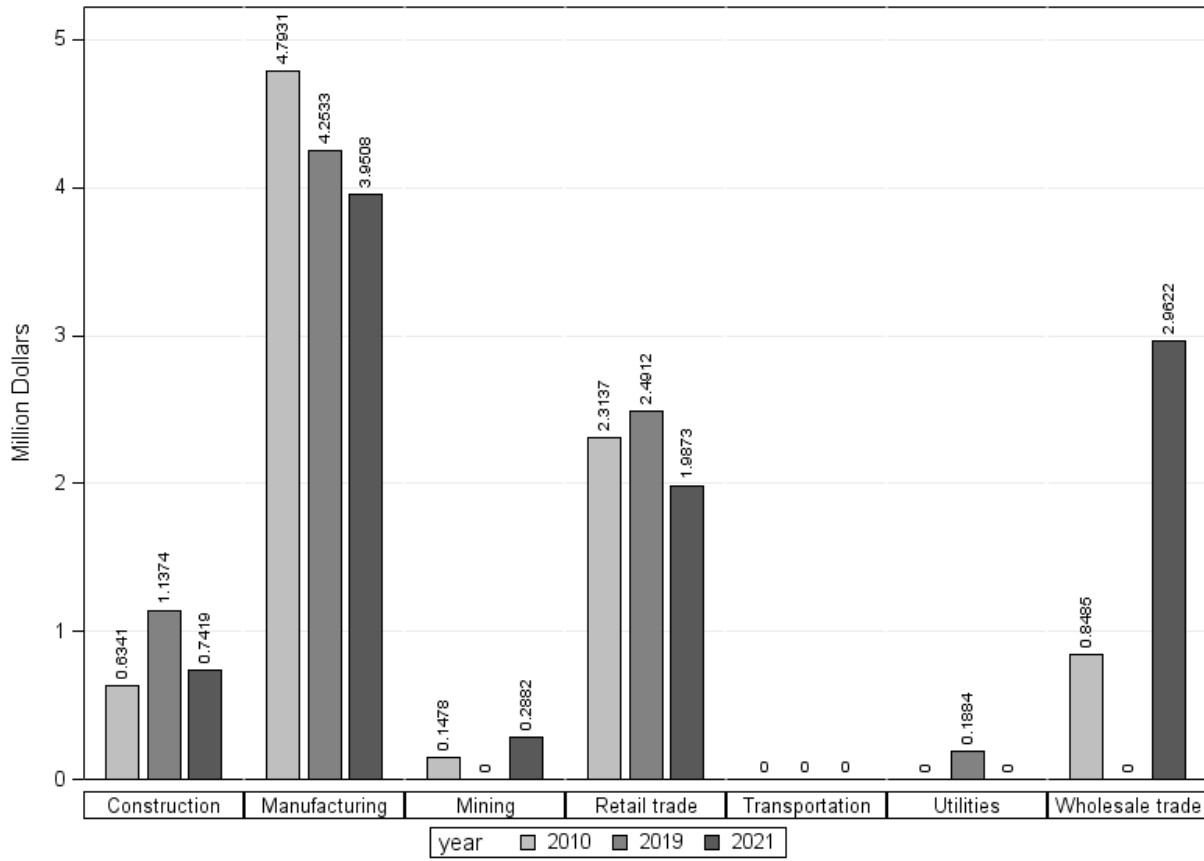
Annual employment for coal supply chain industries in Morgan County



Average annual pay for jobs in the coal supply chain industries, Morgan County (in 2012 dollar)



Total real taxable annual income from coal supply chain industries, Morgan County (in 2012 dollar)



## 6. Noble County

Industry Code	Industry Name	Real GDP in 2010	Real GDP in 2019	Change in Real GDP
21	Mining	\$0.00	\$5.2877	\$5.2877
22	Utilities	\$0.6666	\$0.00	-\$0.6666
23	Construction	\$10.2481	\$10.1649	-\$0.832
31-33	Manufacturing	\$8.3763	\$12.4191	\$4.0428
42	Wholesale trade	\$4.6909	\$0.00	-\$4.6909
44-45	Retail trade	\$7.1523	\$9.3544	\$2.2021
48-49	Transportation	\$10.7483	\$19.2120	\$8.4637

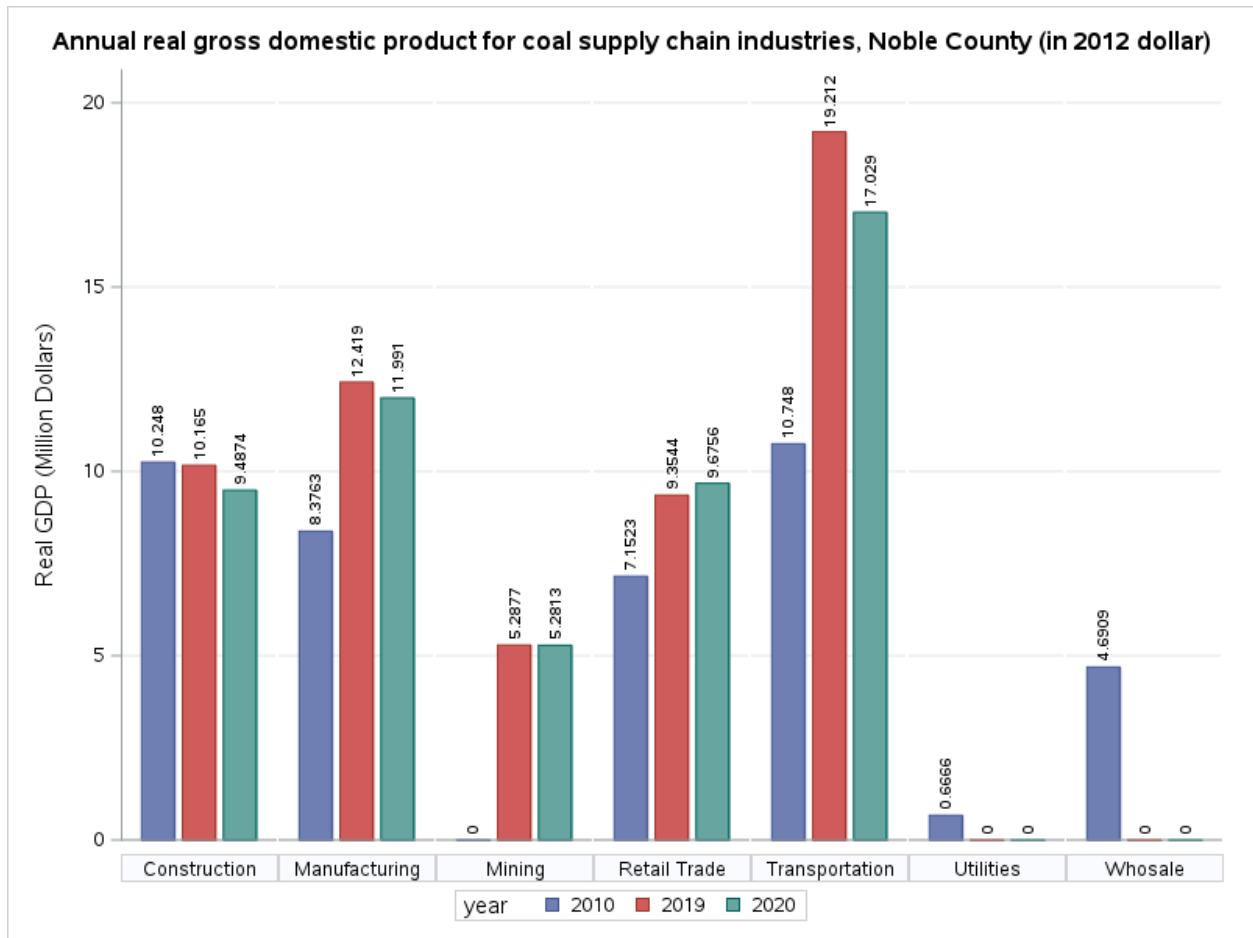
Industry Name	Number of establishments in 2010	Number of establishments in 2019	Change in the number of establishments
Mining	13	14	1
Utilities	3	3	0
Construction	28	28	0
Manufacturing	13	11	-2
Wholesale trade	10	10	0
Retail trade	31	30	-1
Transportation	15	15	0

Industry Name	Employment in 2010	Employment in 2019	Change in Employment
Mining	0	79	79
Utilities	11	0	-11
Construction	100	122	22
Manufacturing	237	249	12
Wholesale trade	112	0	-112
Retail trade	271	280	9
Transportation	73	154	81

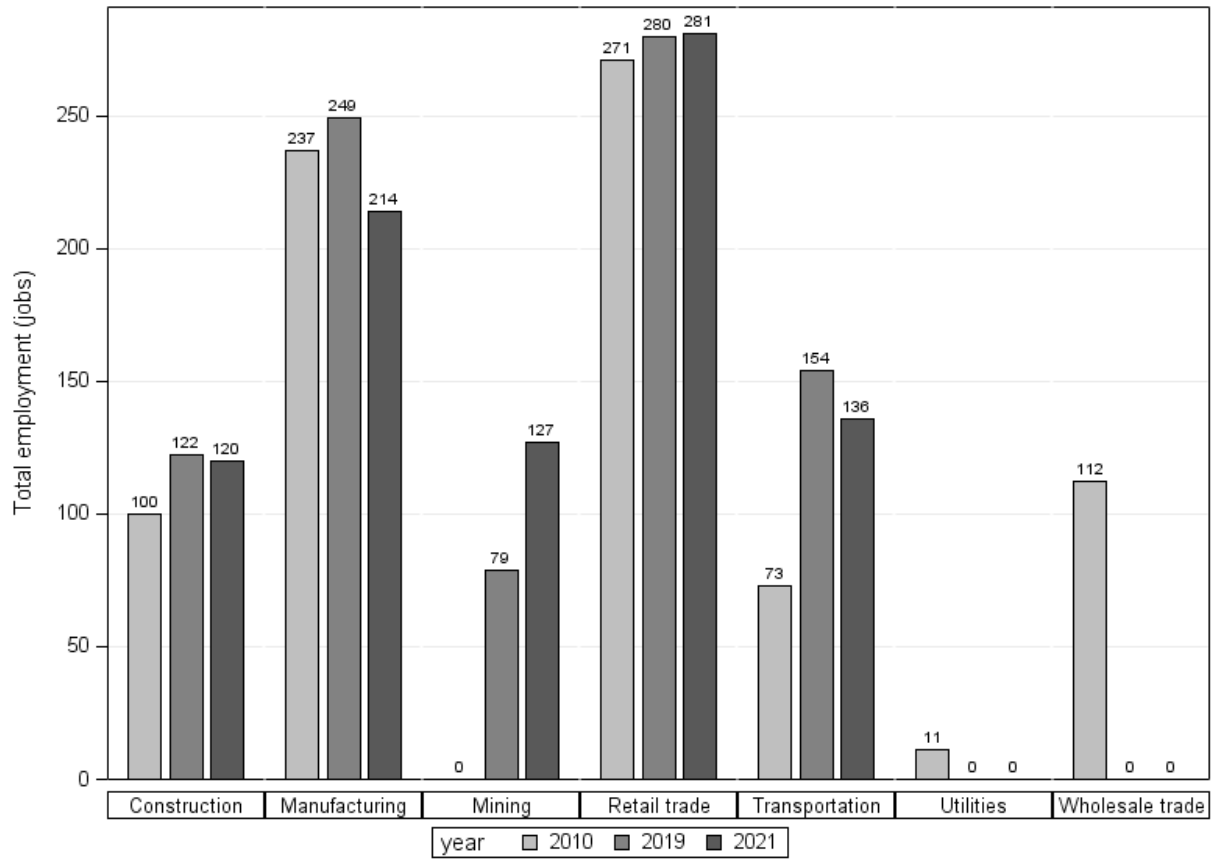
Industry Name	Total annual wages in 2010	Total annual wages in 2019	Change in total annual wages
Mining	\$0	\$3,800,000	\$3,800,000
Utilities	\$390,000	\$0	-\$390,000
Construction	\$3,030,000	\$4,400,000	\$1,370,000
Manufacturing	\$9,390,000	\$12,950,000	\$3,560,000
Wholesale trade	\$3,080,000	\$0	-\$3,080,000
Retail trade	\$5,430,000	\$5,390,000	-\$40,000
Transportation	\$2,400,000	\$8,180,000	\$5,780,000



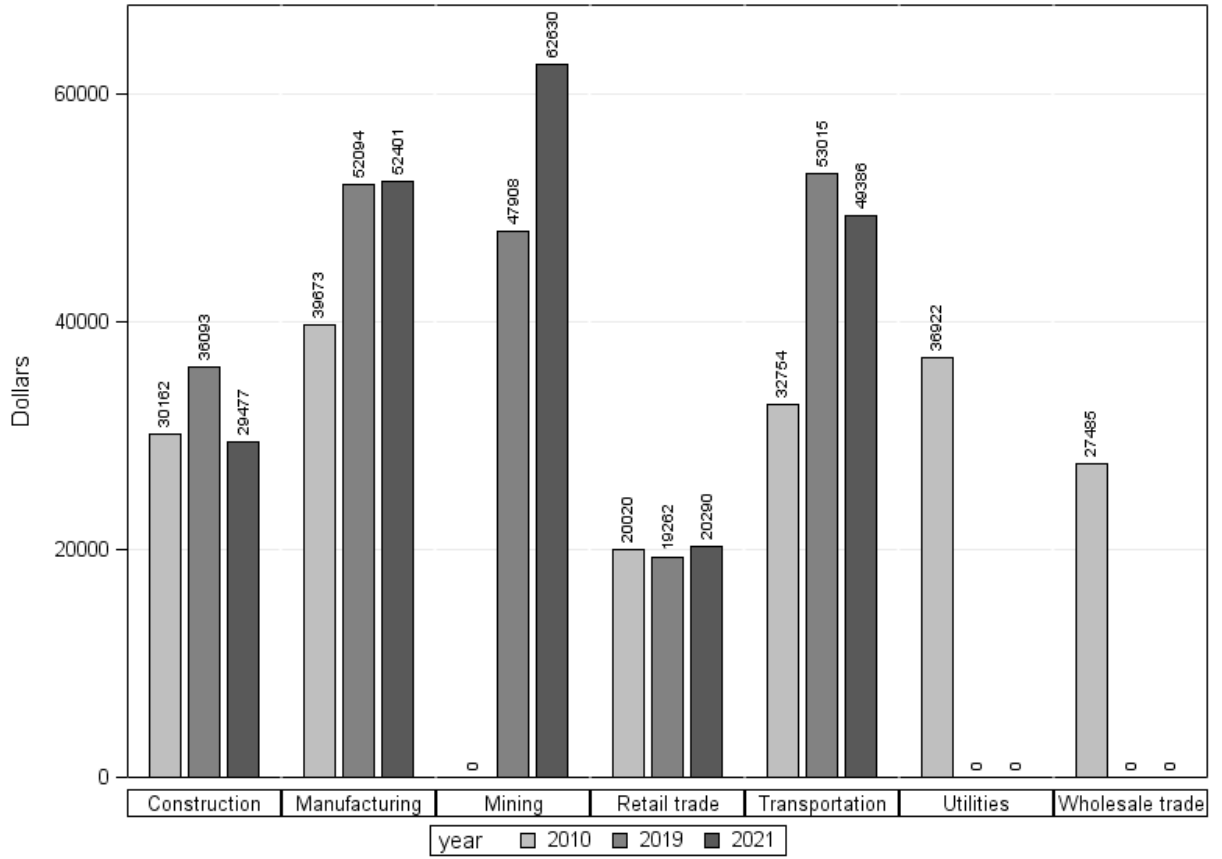
Industry Name	Taxable annual wages in 2010	Taxable annual wages in 2019	Change in taxable annual wages
Mining	\$0	\$747,000	\$747,000
Utilities	\$92,000	\$0	-\$92,000
Construction	\$1,021,000	\$1,296,000	\$275,000
Manufacturing	\$2,321,000	\$2,388,000	\$67,000
Wholesale trade	\$1,076,000	\$0	-\$1,076,000
Retail trade	\$2,592,000	\$2,384,000	-\$208,000
Transportation	\$900,000	\$1,678,000	\$778,000



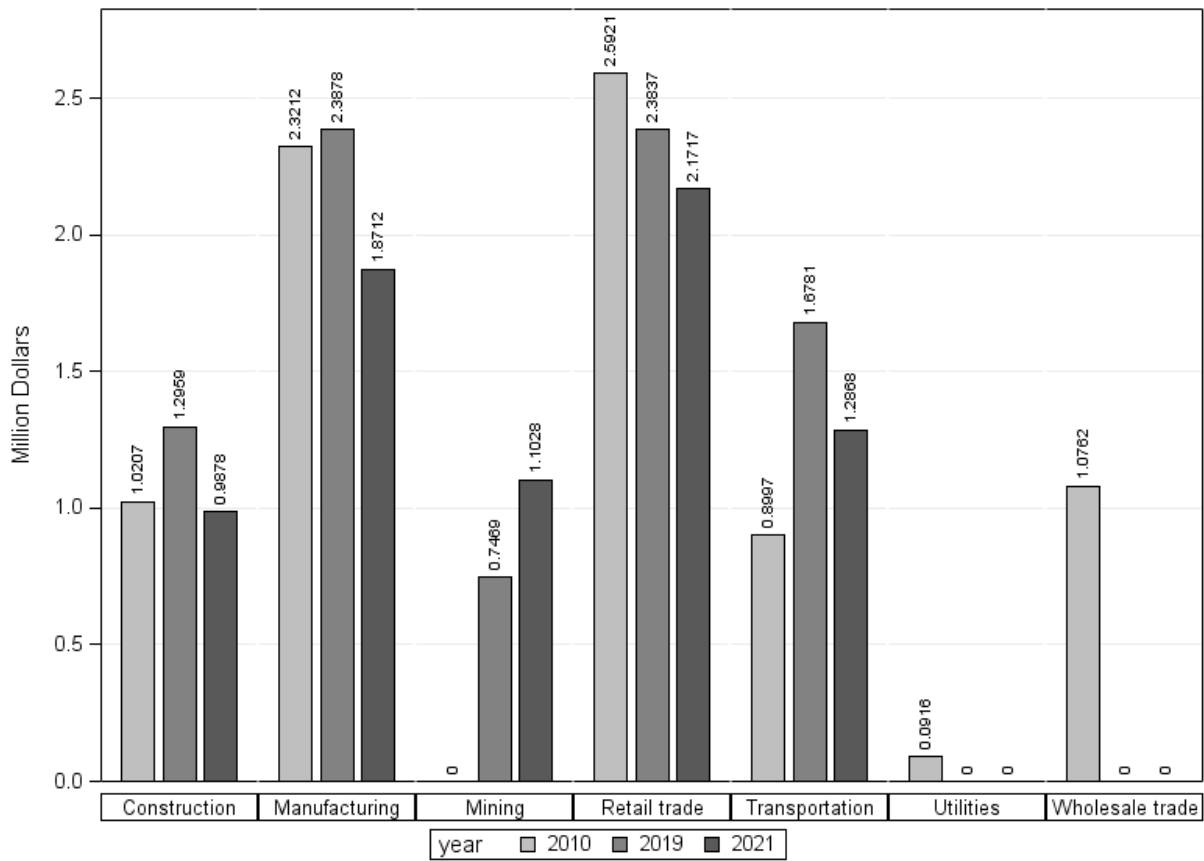
Annual employment for coal supply chain industries in Noble County



Average annual pay for jobs in the coal supply chain industries, Noble County (in 2012 dollar)



Total real taxable annual income from coal supply chain industries, Noble County (in 2012 dollar)



## 7. Perry County

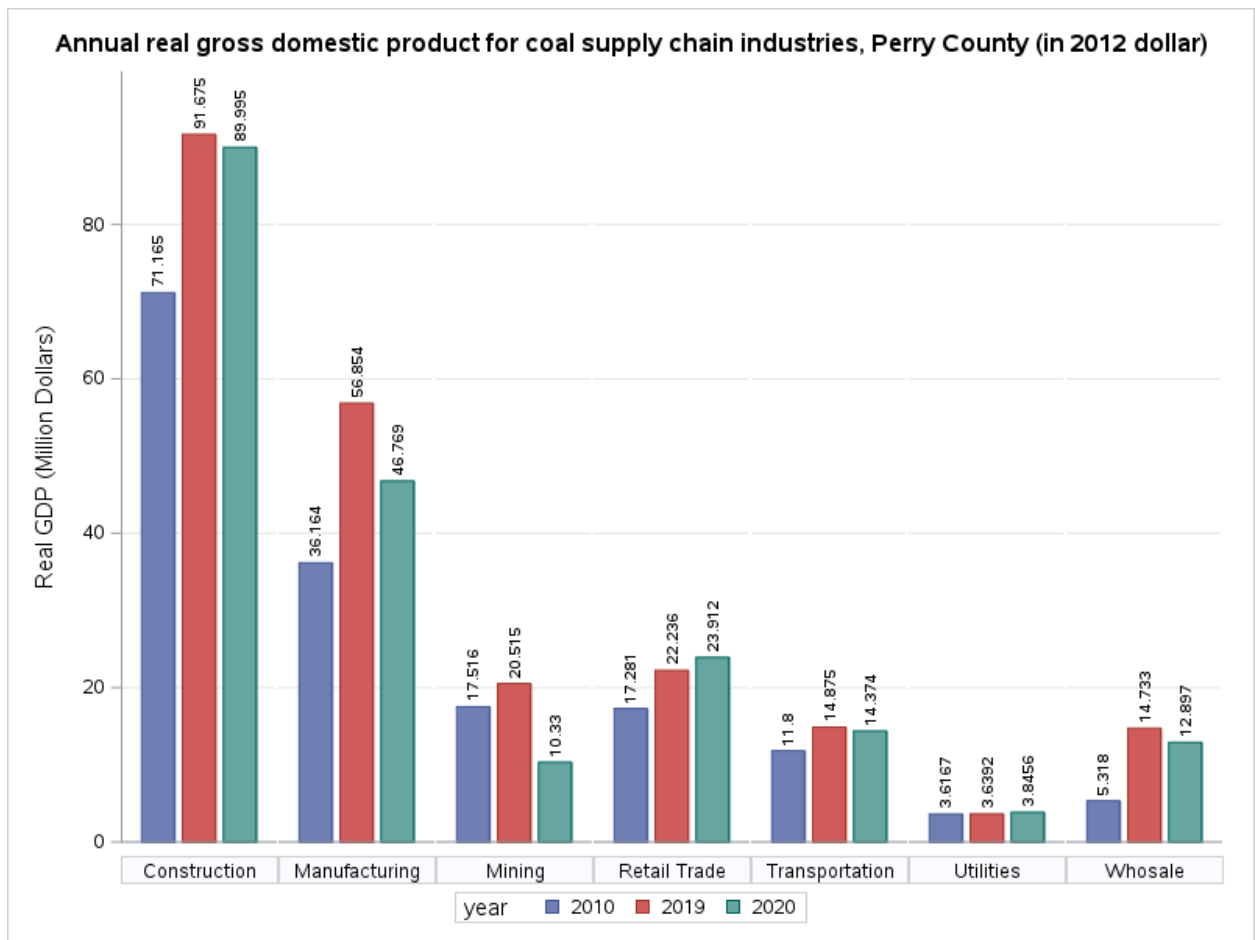
Industry Code	Industry Name	Real GDP in 2010	Real GDP in 2019	Change in Real GDP
21	Mining	\$17.5159	\$20.5150	\$2.9991
22	Utilities	\$3.6167	\$3.6392	\$0.0224
23	Construction	\$71.1647	\$91.6745	\$20.5098
31-33	Manufacturing	\$36.1642	\$56.8540	\$20.6899
42	Wholesale trade	\$5.3180	\$14.7330	\$9.4150
44-45	Retail trade	\$17.2809	\$22.2357	\$4.9549
48-49	Transportation	\$11.7996	\$14.8746	\$3.0750

Industry Name	Number of establishments in 2010	Number of establishments in 2019	Change in the number of establishments
Mining	17	18	1
Utilities	3	4	1
Construction	47	47	0
Manufacturing	22	18	-4
Wholesale trade	14	20	6
Retail trade	75	79	4
Transportation	13	16	3

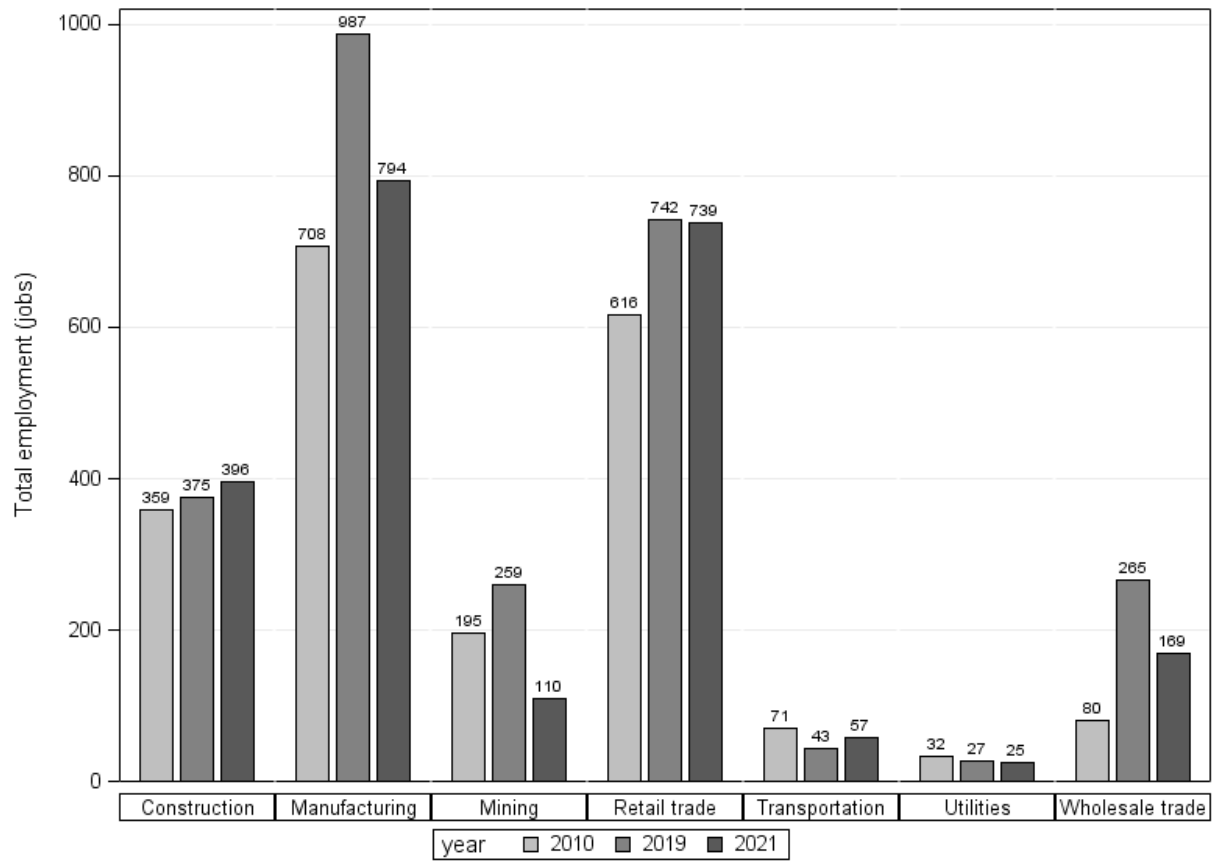
Industry Name	Employment in 2010	Employment in 2019	Change in Employment
Mining	195	259	64
Utilities	32	27	-5
Construction	359	375	16
Manufacturing	708	987	279
Wholesale trade	80	265	185
Retail trade	616	742	126
Transportation	71	43	-28

Industry Name	Total annual wages in 2010	Total annual wages in 2019	Change in total annual wages
Mining	\$9,484,783	\$15,585,530	\$6,100,747
Utilities	\$2,483,006	\$2,340,769	-\$142,237
Construction	\$33,421,202	\$33,238,563	-\$182,639
Manufacturing	\$27,164,874	\$43,313,411	\$16,148,537
Wholesale trade	\$3,053,233	\$6,844,584	\$3,791,350
Retail trade	\$12,417,978	\$15,305,593	\$2,887,615
Transportation	\$1,533,508	\$1,397,065	-\$136,443

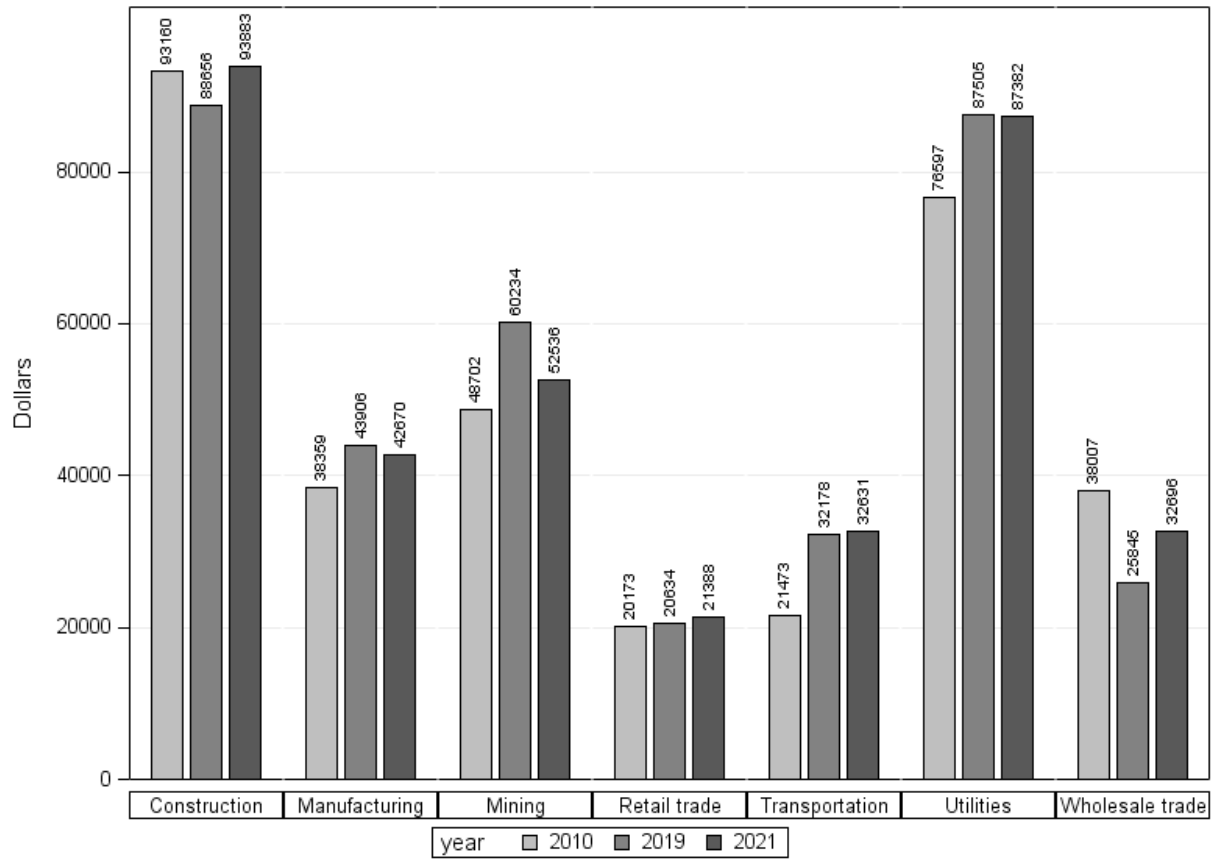
Industry Name	Taxable annual wages in 2010	Taxable annual wages in 2019	Change in taxable annual wages
Mining	\$2,095,239	\$2,666,221	\$570,982
Utilities	\$311,596	\$255,248	-\$56,348
Construction	\$6,133,294	\$6,515,089	\$381,795
Manufacturing	\$6,427,771	\$8,278,704	\$1,850,932
Wholesale trade	\$828,855	\$2,473,799	\$1,644,945
Retail trade	\$5,440,360	\$6,251,986	\$811,627
Transportation	\$665,377	\$399,239	-\$266,139



Annual employment for coal supply chain industries in Perry County

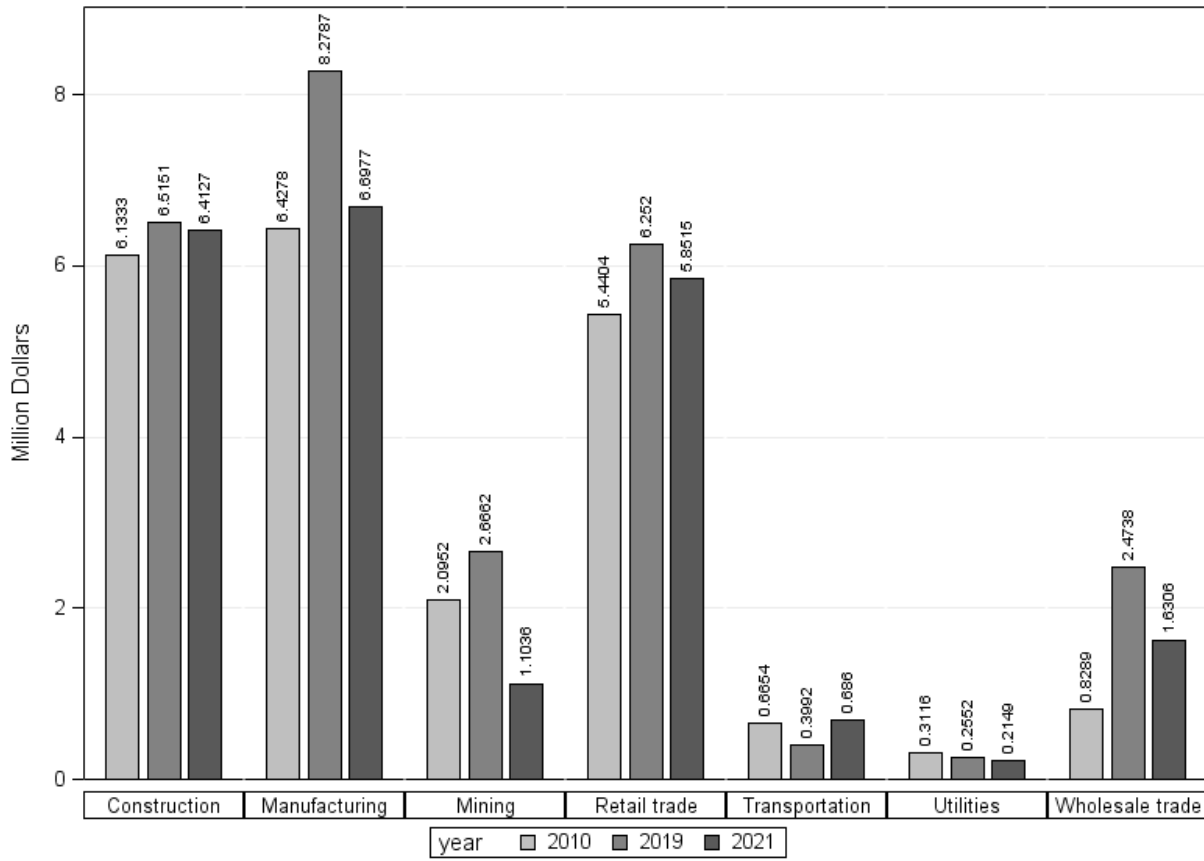


Average annual pay for jobs in the coal supply chain industries, Perry County (in 2012 dollar)





Total real taxable annual income from coal supply chain industries, Perry County (in 2012 dollar)



## 8. Washington County

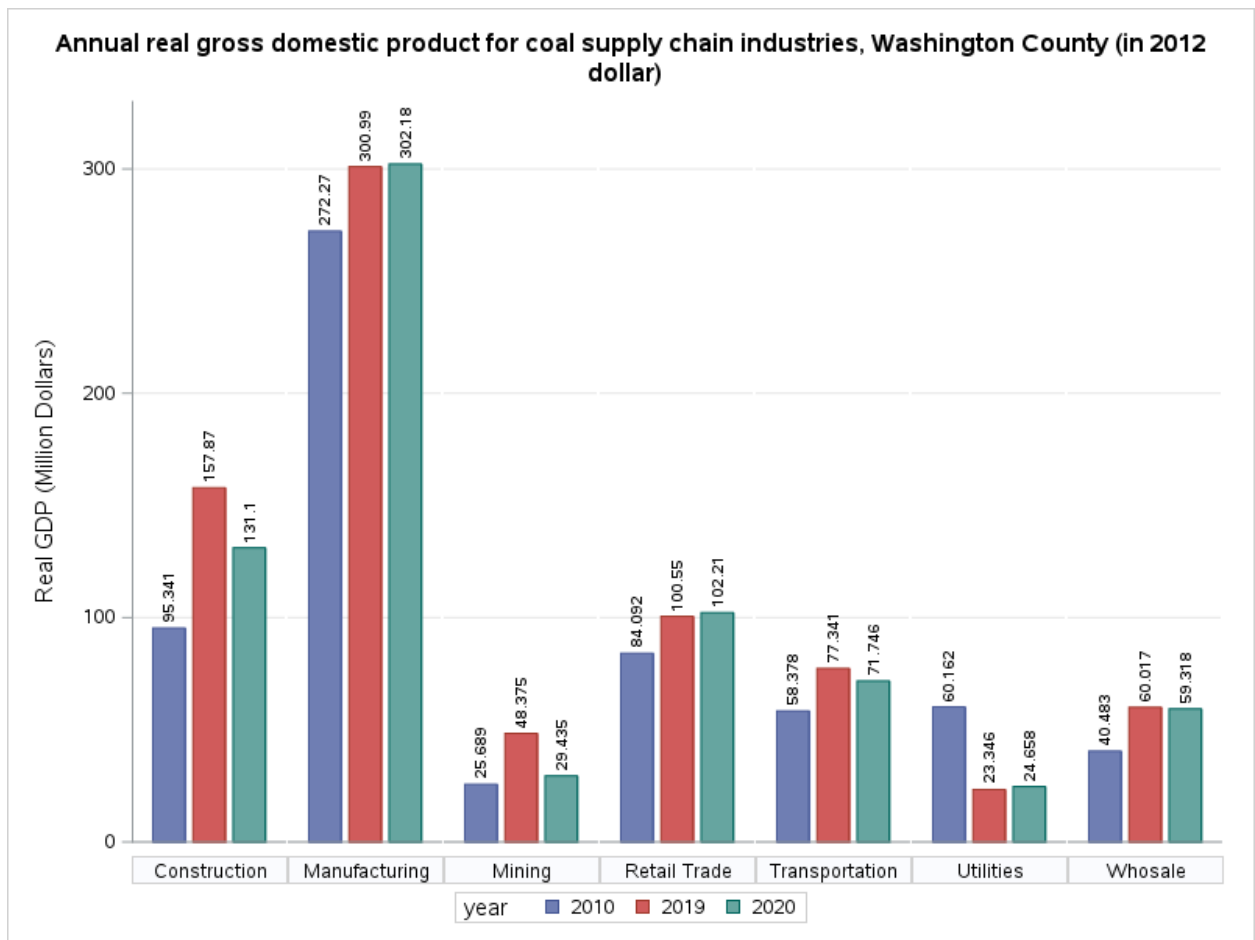
Industry Code	Industry Name	Real GDP in 2010	Real GDP in 2019	Change in Real GDP
21	Mining	\$25.689	\$48.375	\$22.6858
22	Utilities	\$60.162	\$23.346	-\$36.8153
23	Construction	\$95.341	\$157.872	\$62.5312
31-33	Manufacturing	\$272.27	\$300.988	\$28.7188
42	Wholesale trade	\$40.483	\$60.017	\$19.5339
44-45	Retail trade	\$84.092	\$100.550	\$16.4582
48-49	Transportation	\$58.378	\$77.341	\$18.9632

Industry Name	Number of establishments in 2010	Number of establishments in 2019	Change in the number of establishments
Mining	51	46	-5
Utilities	19	16	-3
Construction	177	161	-16
Manufacturing	106	89	-17
Wholesale trade	83	84	1
Retail trade	228	220	-8
Transportation	60	69	9

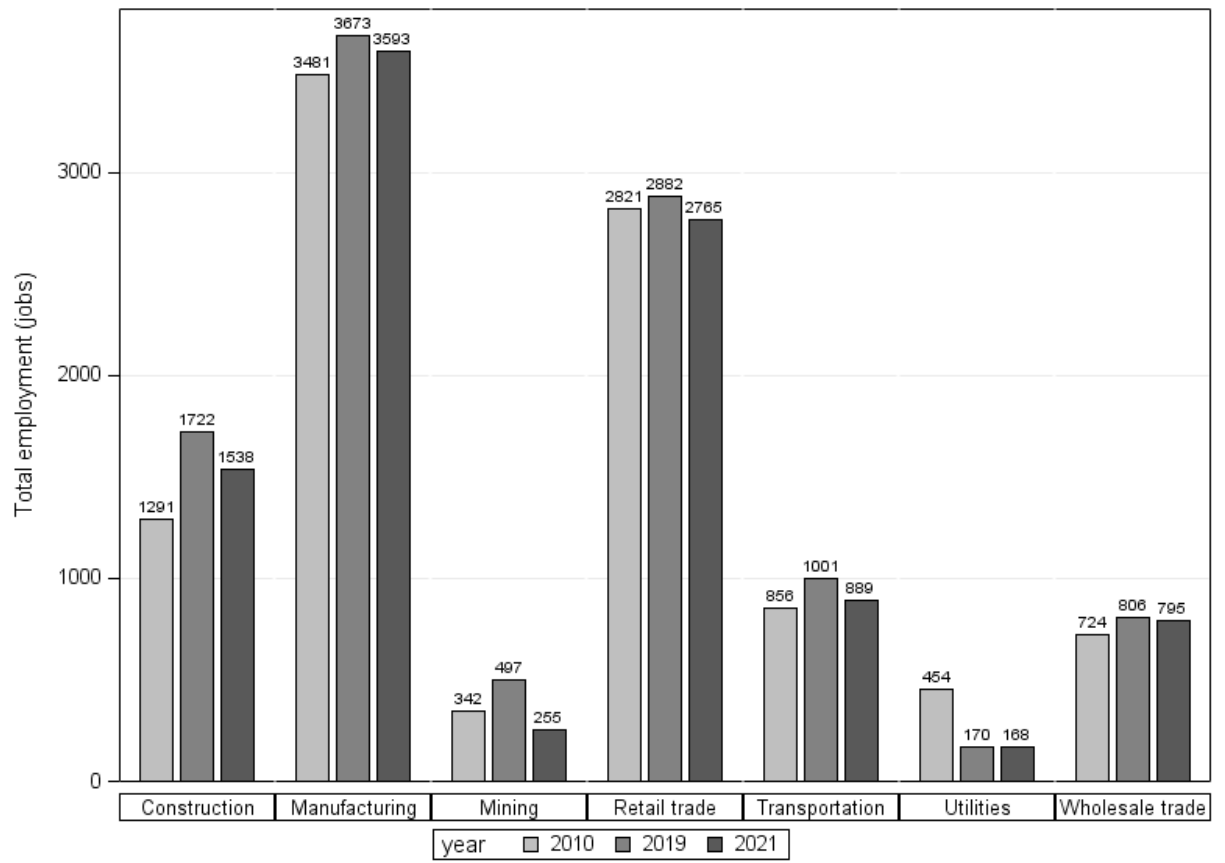
Industry Name	Employment in 2010	Employment in 2019	Change in Employment
Mining	342	497	155
Utilities	454	170	-284
Construction	1291	1722	431
Manufacturing	3481	3673	192
Wholesale trade	724	806	82
Retail trade	2821	2882	61
Transportation	856	1001	145

Industry Name	Total annual wages in 2010	Total annual wages in 2019	Change in total annual wages
Mining	\$15,285,315	\$35,523,743	\$20,238,428
Utilities	\$42,267,091	\$15,677,687	-\$26,589,404
Construction	\$55,322,200	\$100,665,356	\$45,343,155
Manufacturing	\$202,814,580	\$220,023,010	\$17,208,429
Wholesale trade	\$27,660,650	\$39,718,939	\$12,058,288
Retail trade	\$65,171,329	\$70,664,846	\$5,493,517
Transportation	\$35,240,387	\$46,129,758	\$10,889,371

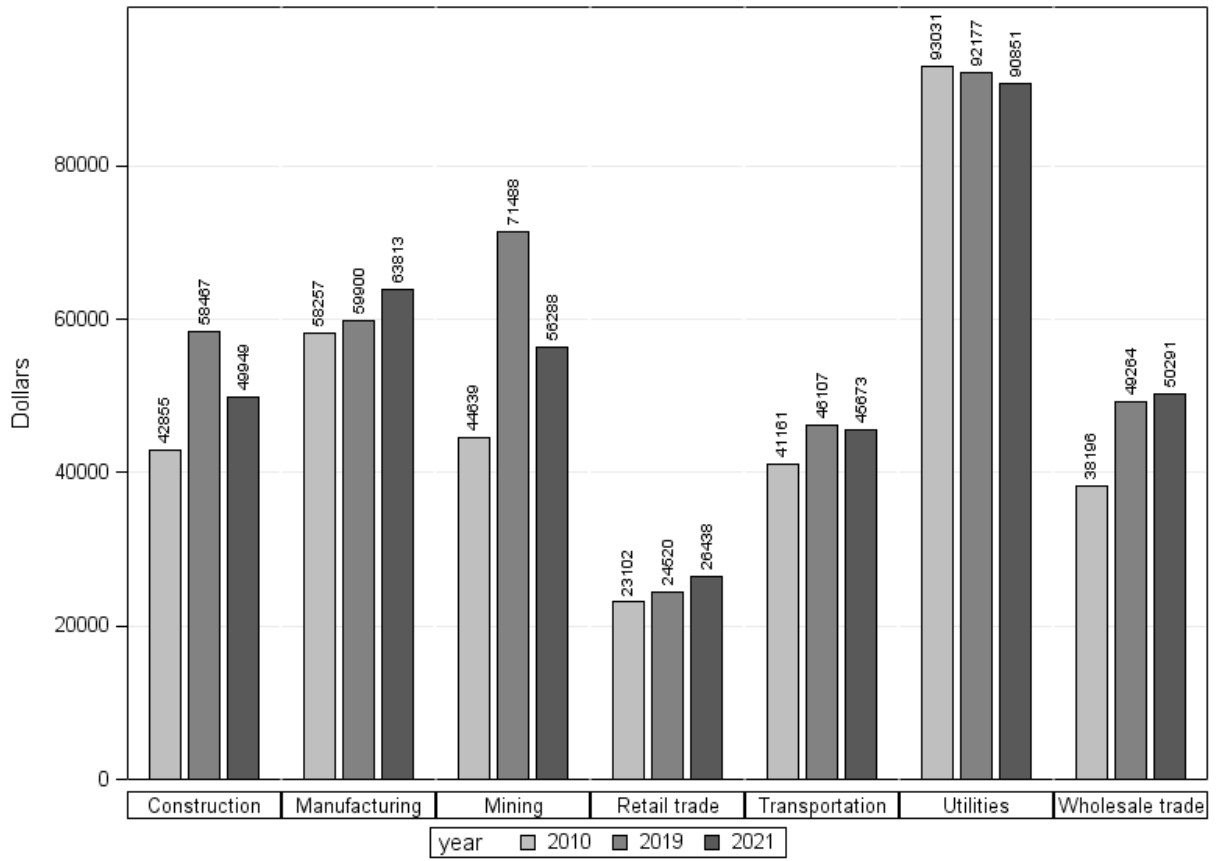
Industry Name	Taxable annual wages in 2010	Taxable annual wages in 2019	Change in taxable annual wages
Mining	\$3,921,011	\$5,115,410	\$1,194,398
Utilities	\$4,653,062	\$1,581,546	-\$3,071,516
Construction	\$17,288,347	\$24,899,061	\$7,610,714
Manufacturing	\$35,064,919	\$35,514,419	\$449,501
Wholesale trade	\$7,237,613	\$7,672,918	\$435,305
Retail trade	\$26,024,691	\$26,258,328	\$233,637
Transportation	\$9,978,524	\$11,616,257	\$1,637,733



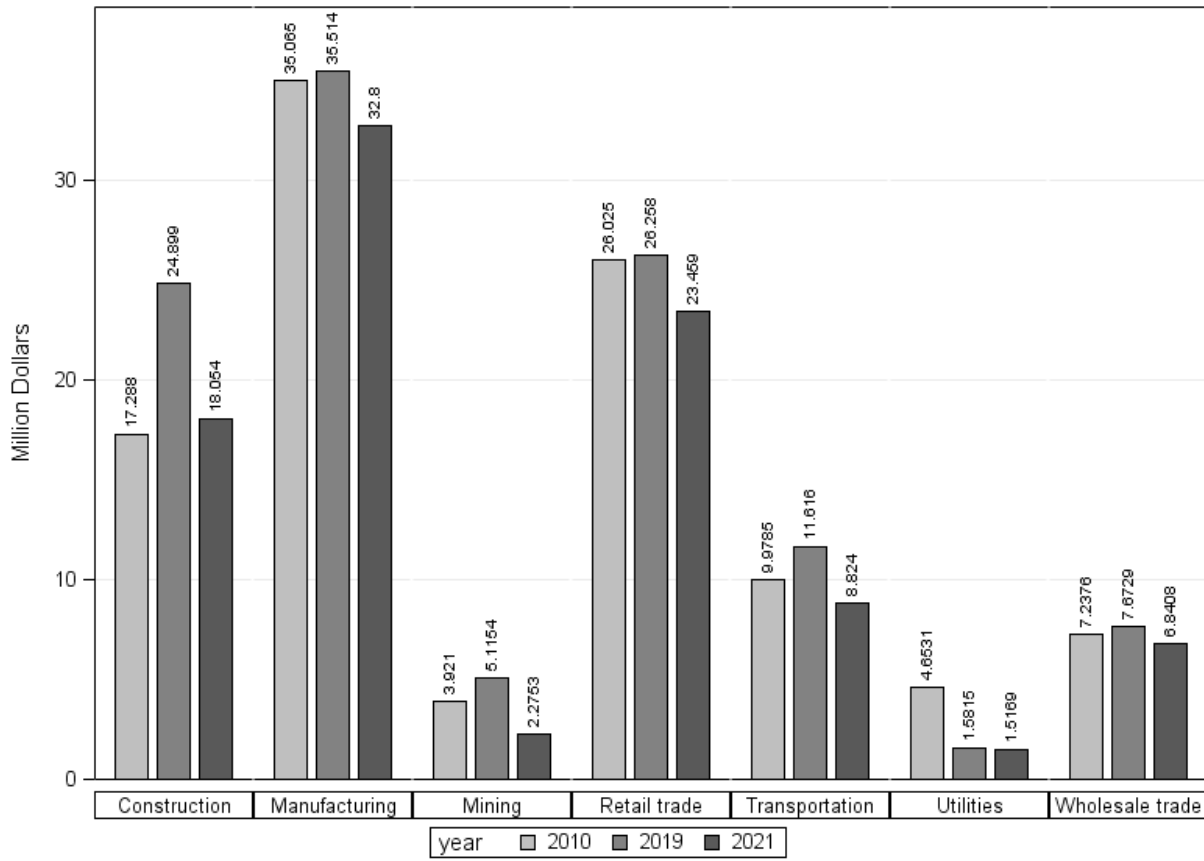
Annual employment for coal supply chain industries in Washington County



Average annual pay for jobs in the coal supply chain industries, Washington County (in 2012 dollar)



Total real taxable annual income from coal supply chain industries, Washington County (in 2012 dollar)



## APPENDIX B

### List of transportation businesses in the OMEGA and Buckeye Hills regions.

#### B1: List of transportation businesses in the OMEGA Region

Company Name	Location Type	Sales	SIC	Industry name
SUMMIT VIEW, INC.	Headquarters	\$13,818,889	40110000	Railroad Transportation
COLUMBUS & OHIO RIVER RAILROAD COMPANY	Single Location	\$10,214,751	40110000	Railroad Transportation
THE PITTSBURGH & OHIO CENTRAL RAILROAD COMPANY	Single Location	\$6,960,563	40110000	Railroad Transportation
OHIO AND PENNSYLVANIA RAILROAD COMPANY	Single Location	\$6,920,047	40110000	Railroad Transportation
OHI-RAIL CORP.	Headquarters	\$2,437,383	40110000	Railroad Transportation
YOUNGSTOWN & AUSTINTOWN RAILROAD, INC.	Headquarters	\$2,331,824	40110000	Railroad Transportation
OHIO CENTRAL RAILROAD, INC.	Single Location	\$1,272,314	40110000	Railroad Transportation
ALIQUIPPA & OHIO RIVER RAILROAD	Single Location	\$314,652	40110000	Railroad Transportation
OHIO SOUTHERN RR	Single Location	\$156,687	40110000	Railroad Transportation
R.J. CORMAN RAILROAD COMPANY/CLEVELAND LINE	Single Location	\$133,814	40110000	Railroad Transportation
COLUMBUS & OHIO RIVER RAI	Single Location	\$130,000	40110000	Railroad Transportation
ASSOCIATED MODEL RAIL ROAD ENGINEERED OF COSHOCTON	Single Location	\$129,158	40110000	Railroad Transportation
OHIO CENTRAL RAILROAD	Single Location	\$117,541	40110000	Railroad Transportation
CONRAIL DICCS	Single Location	\$110,000	40110000	Railroad Transportation
YOUNGTOWNS & SOUTHEASTERN RAILROAD COMPANY	Single Location	\$102,796	40110000	Railroad Transportation
RR CONSTRUCTION	Single Location	\$87,423	40110000	Railroad Transportation
SUMMIT VIEW, INC.	Branch	\$0	40110000	Railroad Transportation
SOUTHEAST AREA TRANSIT	Headquarters	\$3,000,784	41110000	Local & Interurban Passenger Transit
PIONEER TRAILS, INC.	Single Location	\$2,873,391	41420000	Local & Interurban Passenger Transit
STEEL VALLEY REGIONAL TRANSIT AUTHORITY	Single Location	\$1,951,800	41110000	Local & Interurban Passenger Transit
GUERNSEY HEALTH SYSTEMS	Headquarters	\$1,928,743	41190000	Local & Interurban Passenger Transit
MUSKINGUM COACH COMPANY	Headquarters	\$1,788,138	41319903	Local & Interurban Passenger Transit
YELLOW BUS SALES	Single Location	\$793,994	41510000	Local & Interurban Passenger Transit

PANCAB INC	Single Location	\$526,931	41110000	Local & Interurban Passenger Transit
TRI STATE CAB CO. LLC	Single Location	\$484,781	41210000	Local & Interurban Passenger Transit
ZANESVILLE MUSKINGUM COUNTY PORT AUTHORITY	Single Location	\$484,494	41319901	Local & Interurban Passenger Transit
COSHOCTON PORT AUTHORITY	Single Location	\$417,642	41319901	Local & Interurban Passenger Transit
VILLAGE OF SHERRODSVILLE	Single Location	\$376,323	41190000	Local & Interurban Passenger Transit
Z-BUS / SOUTH EAST AREA TRANSIT	Single Location	\$352,006	41110000	Local & Interurban Passenger Transit
AMERICAN DREAM COACH LLC	Single Location	\$330,000	41420000	Local & Interurban Passenger Transit
TRANS CANYON	Single Location	\$326,765	41420000	Local & Interurban Passenger Transit
AMERICAN UNITED CHARTER INC	Single Location	\$310,000	41420000	Local & Interurban Passenger Transit
MID OHIO TRANSIT AUTHORITY	Single Location	\$300,000	41110100	Local & Interurban Passenger Transit
OME RESA	Single Location	\$264,322	41510000	Local & Interurban Passenger Transit
SFERRA STEEL ERECTING COMPANY	Single Location	\$256,615	41190103	Local & Interurban Passenger Transit
WIRELESS MANAGEMENT INC.	Single Location	\$250,000	41190100	Local & Interurban Passenger Transit
JCC, LLC	Single Location	\$244,873	41110000	Local & Interurban Passenger Transit
NIKKOS LIMOUSINE SERVICE	Single Location	\$237,367	41190103	Local & Interurban Passenger Transit
SIGNATURE TRANSPORT, LLC	Single Location	\$221,292	41190103	Local & Interurban Passenger Transit
PROFESSIONAL COACHES & SERVICES INC	Single Location	\$210,000	41190102	Local & Interurban Passenger Transit
VIP LIMO	Single Location	\$200,000	41190103	Local & Interurban Passenger Transit
PRICE'S TRANSPORT	Single Location	\$159,077	41190100	Local & Interurban Passenger Transit
CHECKER CAB CO. OF STEUBENVILLE, INC	Single Location	\$153,709	41210000	Local & Interurban Passenger Transit
A TOUCH OF CLASS LIMOUSINE	Single Location	\$142,951	41190103	Local & Interurban Passenger Transit
BUS TERMINAL LLC	Single Location	\$140,000	41739901	Local & Interurban Passenger Transit
TUSCO TOURS INC	Single Location	\$140,000	41420000	Local & Interurban Passenger Transit
ZANESVILLE MUSKINGUM CNTY PORT AUTHORITY	Single Location	\$134,108	41319901	Local & Interurban Passenger Transit
RICKS FIVE STAR LIMOUSINE SERVICE	Single Location	\$132,797	41190103	Local & Interurban Passenger Transit
ADVANCED ENTERTAINMENT LIMOUSINE LLC	Single Location	\$130,618	41190103	Local & Interurban Passenger Transit
24-KARAT LIMOUSINE LLC	Single Location	\$129,690	41190103	Local & Interurban Passenger Transit
IN TRANSIT LLC	Single Location	\$120,000	41110000	Local & Interurban Passenger Transit
SHEPPARD TRANSIT CO	Single Location	\$120,000	41110000	Local & Interurban Passenger Transit
THE LIMO SCENE INC	Single Location	\$120,000	41190000	Local & Interurban Passenger Transit



DAVE'S SHUTTLE SERVICE	Single Location	\$119,008	41110000	Local & Interurban Passenger Transit
G G LIMOUSINE	Single Location	\$116,839	41190103	Local & Interurban Passenger Transit
CARRIAGE LIMOUSINE SERVICE	Single Location	\$116,347	41190103	Local & Interurban Passenger Transit
ANCHOR LOCKSMITH & SECURITY	Single Location	\$112,398	41410000	Local & Interurban Passenger Transit
PAUL'S CAB CO	Single Location	\$112,017	41210000	Local & Interurban Passenger Transit
GREEN COUNTRY TOURS	Single Location	\$109,941	41420000	Local & Interurban Passenger Transit
BARNSVILLE TAXI SERVICES	Single Location	\$108,893	41210000	Local & Interurban Passenger Transit
247 LIMO SERVICE	Single Location	\$107,877	41190103	Local & Interurban Passenger Transit
STARBRIGHT CAB CO	Single Location	\$107,859	41210000	Local & Interurban Passenger Transit
KINGS SHUTTLE SERVICE	Single Location	\$103,341	41110102	Local & Interurban Passenger Transit
ANDORA REGIONAL TRANSIT LLC	Single Location	\$101,430	41110000	Local & Interurban Passenger Transit
FIRST CLASS LIMO.	Single Location	\$100,892	41190103	Local & Interurban Passenger Transit
FREEDOM PILOT CAR SERVICES LLC	Single Location	\$100,000	41190103	Local & Interurban Passenger Transit
ADVANCED COACH LLC	Single Location	\$98,000	41190000	Local & Interurban Passenger Transit
HEAVENLY COACH LIMOS	Single Location	\$196,000	41190103	Local & Interurban Passenger Transit
EILEEN MELLINGER	Single Location	\$96,000	41210000	Local & Interurban Passenger Transit
CAB QUAKER	Single Location	\$93,000	41210000	Local & Interurban Passenger Transit
ROCCO'S LIMO'S	Single Location	\$93,000	41190000	Local & Interurban Passenger Transit
EAST GOSHEN TRANSIT	Single Location	\$88,000	41110000	Local & Interurban Passenger Transit
STEUBENVILLE BUS STATION	Single Location	\$88,000	41310000	Local & Interurban Passenger Transit
PERFORMANCE TAXI	Single Location	\$87,676	41210000	Local & Interurban Passenger Transit
B B LINCOLN LIMOUSINE SERVICE	Single Location	\$87,045	41190103	Local & Interurban Passenger Transit
SHELLYS TAXI	Single Location	\$86,000	41210000	Local & Interurban Passenger Transit
LOCKHART AIRPORT & LIMOUSINE	Single Location	\$85,000	41110000	Local & Interurban Passenger Transit
AZ AIRBRUSH PAINTING	Single Location	\$83,924	41190103	Local & Interurban Passenger Transit
AMERI PILOT INC.	Single Location	\$83,019	41190103	Local & Interurban Passenger Transit
TUSCARAWAS COUNTY GOLD STAR REGIONAL SHUTTLE	Single Location	\$83,000	41110000	Local & Interurban Passenger Transit
50 STATES TRANSPORTATION LLC	Single Location	\$80,521	41110000	Local & Interurban Passenger Transit
ELI R HERSHBERGER TAXI SERVICE	Single Location	\$80,000	41210000	Local & Interurban Passenger Transit
GLOW LIMOUSINES	Single Location	\$79,144	41190103	Local & Interurban Passenger Transit

COUNTRY TRANSIT	Single Location	\$73,823	41110000	Local & Interurban Passenger Transit
M.A.S. TRANSIT, LTD.	Single Location	\$72,047	41110000	Local & Interurban Passenger Transit
BROWNING'S INFORMATION SERVICES LLC	Single Location	\$69,937	41410000	Local & Interurban Passenger Transit
BELMONT COUNTY TRANSPORTATION IMPROVEMENT DISTRICT	Single Location	\$69,913	41110000	Local & Interurban Passenger Transit
MID-OHIO MOBILITY SOLUTIONS, INC	Single Location	\$68,024	41190000	Local & Interurban Passenger Transit
OHIO MID-EASTERN REGION...	Single Location	\$65,128	41510000	Local & Interurban Passenger Transit
SHAMROCK BUS GARAGE	Single Location	\$64,497	41510000	Local & Interurban Passenger Transit
RICKS FIVE STAR LIMO	Single Location	\$64,261	41190103	Local & Interurban Passenger Transit
JESTER TRANSPORTATION LLC	Single Location	\$64,016	41190000	Local & Interurban Passenger Transit
JOURNEYS END B B COUNTRY CAB	Single Location	\$60,907	41210000	Local & Interurban Passenger Transit
JL CHECKER CAB	Single Location	\$60,000	41210000	Local & Interurban Passenger Transit
COLUMBIANA TAXI	Single Location	\$59,845	41210000	Local & Interurban Passenger Transit
REGOLI TRANSPORT, LLC	Single Location	\$58,493	41190000	Local & Interurban Passenger Transit
WITCHEY LIVERY SERVICE	Single Location	\$57,435	41190103	Local & Interurban Passenger Transit
PEARL LIMOUSINE	Single Location	\$57,000	41190103	Local & Interurban Passenger Transit
STEVEN PERSELLO	Single Location	\$57,000	41190103	Local & Interurban Passenger Transit
BOB'S TRANSPORTATION	Single Location	\$55,607	41210000	Local & Interurban Passenger Transit
ANY OCCASION LIMOUSINES INC	Single Location	\$55,003	41190103	Local & Interurban Passenger Transit
ON TIME TAXI	Single Location	\$53,000	41210000	Local & Interurban Passenger Transit
PETRICHMOVINGSERVICES LLC TAXI ASWELL	Single Location	\$46,723	41210000	Local & Interurban Passenger Transit
DOUGLAS SPENCE	Single Location	\$46,664	41319901	Local & Interurban Passenger Transit
AKRON CANTON TAXI	Single Location	\$46,000	41210000	Local & Interurban Passenger Transit
TRANSPORT 48 INC	Single Location	\$42,000	41190000	Local & Interurban Passenger Transit
ROBERT TAYLOR	Single Location	\$38,392	41190103	Local & Interurban Passenger Transit
OLDE TOWNE TAXI	Single Location	\$35,000	41210000	Local & Interurban Passenger Transit
CAB	Single Location	\$33,000	41210000	Local & Interurban Passenger Transit
LIME LITE LIMOUSINE SERVICE INC	Single Location	\$22,000	41190103	Local & Interurban Passenger Transit
PEOPLE HELPING PEOPLE TAXI CAB	Single Location	\$19,000	41210000	Local & Interurban Passenger Transit
COUNTY OF CARROLL	Branch	\$0	41190000	Local & Interurban Passenger Transit
EAST LIVERPOOL, CITY OF (INC)	Branch	\$0	41210000	Local & Interurban Passenger Transit

EAST OHIO BUS LINES	Single Location	\$0	41420000	Local & Interurban Passenger Transit
GREYHOUND LINES, INC.	Branch	\$0	41420000	Local & Interurban Passenger Transit
MCCARTER TRANSIT INC	Branch	\$0	41420000	Local & Interurban Passenger Transit
SOUTHEAST AREA TRANSIT	Branch	\$0	41110000	Local & Interurban Passenger Transit
MAST TRUCKING, INC.	Single Location	\$28,703,934	42139903	Trucking & Warehousing
BERNER TRUCKING, INC.	Single Location	\$19,394,425	42129905	Trucking & Warehousing
P & D TRANSPORTATION, INC.	Headquarters	\$14,267,696	42139903	Trucking & Warehousing
BWS CO.	Headquarters	\$13,727,445	42120201	Trucking & Warehousing
GREEN LINES TRANSPORTATION, INC.	Headquarters	\$10,996,230	42139903	Trucking & Warehousing
B & L TRANSPORT, INC.	Headquarters	\$8,721,379	42130000	Trucking & Warehousing
MURRAY TRUCKING, INC.	Headquarters	\$8,218,449	42120000	Trucking & Warehousing
RMX FREIGHT SYSTEMS, INC.	Headquarters	\$8,166,566	42139903	Trucking & Warehousing
A. J. WEIGAND INC.	Headquarters	\$7,006,665	42120201	Trucking & Warehousing
BELLER-VON KAENEL TRUCKING INC	Headquarters	\$5,518,712	42130000	Trucking & Warehousing
ROGER BETTIS TRUCKING, INC.	Single Location	\$5,253,675	42130000	Trucking & Warehousing
OHIO OIL GATHERING CORPORATION	Headquarters	\$5,073,695	42139908	Trucking & Warehousing
BERLIN TRANSPORTAION, LLC	Single Location	\$5,006,611	42139903	Trucking & Warehousing
T & L TRANSPORT INC	Single Location	\$4,759,132	42139910	Trucking & Warehousing
R.K. CAMPF, CORP.	Headquarters	\$4,441,476	42120000	Trucking & Warehousing
BETTER MANAGEMENT CORPORATION OF OHIO, INC.	Single Location	\$2,823,696	42130000	Trucking & Warehousing
OHIO CARRIERS CORP	Single Location	\$2,807,721	42130000	Trucking & Warehousing
TRANS-SERVICE LOGISTICS, INC.	Single Location	\$2,712,352	42139904	Trucking & Warehousing
E J STUTZMAN, INC.	Single Location	\$2,645,119	42130000	Trucking & Warehousing
FIRST CLASS TRANSPORT, INC.	Single Location	\$2,426,207	42139903	Trucking & Warehousing
DAMIAN KOVARIK EXCAVATING & HAULING, LLC	Single Location	\$2,349,868	42129909	Trucking & Warehousing
COSHOCTON TRUCKING SOUTH, INC.	Single Location	\$2,329,129	42129905	Trucking & Warehousing
H & F TRUCKING INC	Headquarters	\$2,210,941	42130000	Trucking & Warehousing
ROBERT GRIM WELDING CO., INC.	Headquarters	\$2,076,268	42139904	Trucking & Warehousing
HLC TRUCKING CO.	Single Location	\$1,949,879	42120000	Trucking & Warehousing
HUGGY BEAR EXPRESS, INC.	Single Location	\$1,928,631	42120000	Trucking & Warehousing

D & V TRUCKING, INC.	Single Location	\$1,867,267	42129905	Trucking & Warehousing
WHITE BUFFALO SERVICES, LLC	Single Location	\$1,777,108	42120000	Trucking & Warehousing
GRIFFETH & SON TRUCKING INC	Single Location	\$1,771,561	42130000	Trucking & Warehousing
ENERGY POWER SERVICES, INC.	Single Location	\$1,754,553	42120000	Trucking & Warehousing
STUTZMAN, IVAN & SON TRUCKING INC	Single Location	\$1,746,189	42139903	Trucking & Warehousing
ONE TRANSPORTATION SERVICE INC	Single Location	\$1,724,486	42120000	Trucking & Warehousing
GLENN MICHAEL BRICK	Single Location	\$1,694,223	42129910	Trucking & Warehousing
U.S. BAGGING LLC	Single Location	\$1,679,225	42120000	Trucking & Warehousing
DLC TRANSPORT INC	Single Location	\$1,621,444	42139903	Trucking & Warehousing
BRANDON J MANGO	Single Location	\$1,568,842	42120000	Trucking & Warehousing
CONSOLIDATED STORAGE SOLUTIONS, INC.	Single Location	\$1,483,012	42250000	Trucking & Warehousing
CHANCE 2 TRANSPORT, LTD.	Single Location	\$1,449,523	42140000	Trucking & Warehousing
LALA M GULLETT	Single Location	\$1,429,184	42130000	Trucking & Warehousing
SEPI SERVICES, INC.	Single Location	\$1,418,559	42129905	Trucking & Warehousing
W & W TRANSPORT INC	Single Location	\$1,394,560	42130000	Trucking & Warehousing
BUCKEYE TRANSFER LLC	Headquarters	\$1,377,798	42259901	Trucking & Warehousing
BEUTENMILLER INC	Single Location	\$1,361,205	42139906	Trucking & Warehousing
DOUG DAVIDSON TRUCKING, LLC	Single Location	\$1,319,049	42120000	Trucking & Warehousing
SUPERIOR STEEL CORPORATION	Single Location	\$1,317,863	42250000	Trucking & Warehousing
OHIO WATER HAULERS LLC	Single Location	\$1,305,716	42120201	Trucking & Warehousing
M & C TRANSPORT, INC.	Single Location	\$1,243,034	42130000	Trucking & Warehousing
DRASC ENTERPRISES INC	Single Location	\$1,236,962	42120201	Trucking & Warehousing
SUGARCREEK CARTAGE COMPANY INC	Single Location	\$1,197,797	42139903	Trucking & Warehousing
DRASC, INC.	Single Location	\$1,188,562	42120102	Trucking & Warehousing
RICHARD'S MOVING & STORAGE INC	Single Location	\$1,124,863	42120400	Trucking & Warehousing
COSHOCTON TRUCKING INC	Single Location	\$1,110,758	42139901	Trucking & Warehousing
BELMONT AGGREGATES, INC.	Single Location	\$1,089,243	42129905	Trucking & Warehousing
LARSON MATERIALS, INC.	Single Location	\$1,085,585	42130000	Trucking & Warehousing
S & S TRANSPORT, INC.	Single Location	\$1,078,923	42120000	Trucking & Warehousing
ROYALTY ENTERPRISES INC	Headquarters	\$1,071,119	42120200	Trucking & Warehousing

NEMO'S AUTO BODY INC	Single Location	\$1,062,592	42140000	Trucking & Warehousing
BUCKEYE ENERGY RESOURCES, INC.	Single Location	\$1,056,244	42130000	Trucking & Warehousing
D & H TRUCKING INC	Single Location	\$992,728	42139901	Trucking & Warehousing
LEATHERWOOD ACERS EXPRESS INC	Single Location	\$984,166	42129903	Trucking & Warehousing
PLEASANT VALLEY TRUCKING INC	Single Location	\$979,839	42120000	Trucking & Warehousing
JOSEPH SERVICE LLC	Single Location	\$979,750	42120000	Trucking & Warehousing
DOE WELDON TRUCKING COMPANY INC	Single Location	\$969,042	42129902	Trucking & Warehousing
MK TRUCKING	Single Location	\$961,851	42129905	Trucking & Warehousing
SBL TRUCKING, INC.	Single Location	\$937,827	42129905	Trucking & Warehousing
BLACK RIVER LOGISTICS, LLC	Single Location	\$934,601	42139903	Trucking & Warehousing
PONY EXPRESS DELIVERY, INC.	Single Location	\$926,001	42129903	Trucking & Warehousing
MILK TRANSPORTATION LLC	Single Location	\$923,906	42130000	Trucking & Warehousing
24/7 TOWING AND TRUCKING LLC	Single Location	\$921,679	42120000	Trucking & Warehousing
NULFCO, INC	Single Location	\$908,919	42130000	Trucking & Warehousing
NEMO'S HAULING RIGGING & CRANE	Single Location	\$881,462	42139904	Trucking & Warehousing
WEISGERBER TRUCKING	Single Location	\$880,000	42139903	Trucking & Warehousing
JONES EQUIPMENT	Single Location	\$873,239	42250000	Trucking & Warehousing
TONKOVICH TRUCKING CO INC	Single Location	\$861,351	42129902	Trucking & Warehousing
RENO STEVANUS	Headquarters	\$850,000	42130000	Trucking & Warehousing
T CHRISMAN TRUCKING LLC	Single Location	\$844,017	42120000	Trucking & Warehousing
JEFF KEITH TRUCKING INC	Single Location	\$830,000	42129905	Trucking & Warehousing
PRECISION TRUCK SOLUTIONS INC	Single Location	\$823,846	42120000	Trucking & Warehousing
KENNETH ROGERS INC	Single Location	\$814,636	42120000	Trucking & Warehousing
JOHN C. HIPPI, INC.	Single Location	\$809,398	42139902	Trucking & Warehousing
K LOG LLC	Single Location	\$800,000	42120000	Trucking & Warehousing
EVOLUTION ENERGY LLC	Single Location	\$796,915	42120000	Trucking & Warehousing
BONECUTTER TRUCKING	Single Location	\$789,137	42120000	Trucking & Warehousing
GEORGE RILEY TRUCKING INC	Single Location	\$780,914	42140000	Trucking & Warehousing
D & K EXCAVATING INC	Single Location	\$780,000	42129902	Trucking & Warehousing
ELDRIDGE L NOVAK	Single Location	\$780,000	42129902	Trucking & Warehousing

JOSEPH MISER	Single Location	\$765,829	42129903	Trucking & Warehousing
ZUBER TRANSPORT, INC.	Single Location	\$764,049	42139903	Trucking & Warehousing
K W B TRUCKING INC	Single Location	\$754,564	42130000	Trucking & Warehousing
GEORGE L HOOKER INC	Single Location	\$754,055	42130000	Trucking & Warehousing
BRANDT TRUCKING, INC	Single Location	\$740,000	42130000	Trucking & Warehousing
MULLEN'S HAULING	Single Location	\$733,791	42129909	Trucking & Warehousing
SHAMROCK ENTERPRISES INC	Single Location	\$733,034	42139904	Trucking & Warehousing
JAMES F DENNY	Single Location	\$707,808	42139910	Trucking & Warehousing
MILLCRAFT BARNs, LLC	Single Location	\$707,724	42139904	Trucking & Warehousing
R & M TRANS INC	Single Location	\$702,246	42130000	Trucking & Warehousing
RED HILL DISTRIBUTION, INC.	Single Location	\$700,444	42129903	Trucking & Warehousing
BEH TRUCKING INC.	Single Location	\$700,000	42120000	Trucking & Warehousing
P O NY X INC	Single Location	\$692,428	42120000	Trucking & Warehousing
V L & S TRUCKING INC	Single Location	\$641,475	42120000	Trucking & Warehousing
LIVERPOOL FREIGHT INC	Single Location	\$632,909	42130000	Trucking & Warehousing
D & L TRANSPORT, INC	Single Location	\$630,000	42130000	Trucking & Warehousing
ROBERT ALLEN TRUCKING INC	Single Location	\$605,322	42129903	Trucking & Warehousing
MOSSER TRUCKING INC	Single Location	\$603,539	42130000	Trucking & Warehousing
NAYLOR BROS., INC.	Single Location	\$579,399	42250000	Trucking & Warehousing
OHIO VALLEY WASTE SYSTEMS, INC.	Single Location	\$573,350	42120000	Trucking & Warehousing
TYLER MOVING & STORAGE SYSTEMS, INC.	Single Location	\$565,610	42120400	Trucking & Warehousing
CLEARFORK TRUCKING, INC.	Single Location	\$559,943	42120000	Trucking & Warehousing
MUSTANG TRUCKING	Single Location	\$552,370	42120000	Trucking & Warehousing
HIDDEN VALLEY TRANSPORTATION INC	Single Location	\$550,000	42140000	Trucking & Warehousing
MARK S ROBINSON	Single Location	\$540,380	42140000	Trucking & Warehousing
B AND C TRUCKING LLC	Single Location	\$539,607	42120000	Trucking & Warehousing
JUSROD TRUCKING INC	Single Location	\$539,544	42120000	Trucking & Warehousing
CAYTON TRUCKING	Single Location	\$536,793	42120000	Trucking & Warehousing
H M TTUCKING	Single Location	\$533,520	42120000	Trucking & Warehousing
R K CAMPF CORP	Single Location	\$529,339	42139903	Trucking & Warehousing

MAST LOGISTICS, INC.	Single Location	\$525,327	42139903	Trucking & Warehousing
H. & W. TRUCKING, INC.	Single Location	\$518,985	42130000	Trucking & Warehousing
MOTOR FREIGHT INC	Single Location	\$512,466	42139902	Trucking & Warehousing
DUNN TRUCKING INC	Single Location	\$511,287	42120000	Trucking & Warehousing
BERGHOLZ TRUCKING INC	Single Location	\$510,000	42129903	Trucking & Warehousing
CLOSE TRUCKING, LTD.	Single Location	\$509,074	42130000	Trucking & Warehousing
IND CONTAINMENT SOLUTIONS	Single Location	\$508,952	42260100	Trucking & Warehousing
MINGO TRANSPORT INC	Single Location	\$508,799	42120000	Trucking & Warehousing
P C M TRANSPORT LLC	Single Location	\$508,658	42130000	Trucking & Warehousing
SHROYER TRUCKING, INC.	Single Location	\$505,737	42120000	Trucking & Warehousing
R.M.H. SERVICES, INC.	Single Location	\$501,749	42120000	Trucking & Warehousing
PER SENSE MILE LLC	Single Location	\$500,000	42139903	Trucking & Warehousing
R & L JONES TRUCKING INC	Single Location	\$500,000	42120000	Trucking & Warehousing
RICHARD HOFFMAN	Single Location	\$499,319	42120000	Trucking & Warehousing
AMALGAM ALLOY LOGISTICS, LLC	Single Location	\$494,000	42140000	Trucking & Warehousing
KABB LOGISTICS, INC.	Single Location	\$491,280	42130000	Trucking & Warehousing
DUTCH TRUCKING, LLC	Single Location	\$490,180	42120000	Trucking & Warehousing
BRIAN A BAIOTTO TRUCKING	Single Location	\$490,000	42129909	Trucking & Warehousing
STEUBENVILLE TRANSFER COMPANY	Single Location	\$485,640	42139903	Trucking & Warehousing
J. W. STENGER TRUCKING, INC.	Single Location	\$481,333	42129903	Trucking & Warehousing
DOVER CLARION PROPERTIES INC	Single Location	\$479,059	42259901	Trucking & Warehousing
STOCKER TRUCKING INC	Single Location	\$475,521	42130000	Trucking & Warehousing
J.S.K. TRANSPORT, INC.	Single Location	\$474,955	42120000	Trucking & Warehousing
JERACOSA INC	Single Location	\$469,041	42130000	Trucking & Warehousing
D C WELCH TRUCKING LLC	Single Location	\$459,493	42120000	Trucking & Warehousing
VINYL TECH STORAGE BARN	Single Location	\$457,909	42250000	Trucking & Warehousing
DOUG'S TRUCKING, INC.	Single Location	\$457,391	42120000	Trucking & Warehousing
PIDGEON TRUCKING LLC	Single Location	\$451,965	42120000	Trucking & Warehousing
EPY'S ENTERPRISES, INC.	Single Location	\$451,618	42139903	Trucking & Warehousing
B & T TRUCKING INCORPORATED	Single Location	\$449,127	42120000	Trucking & Warehousing

J.E.T. TRANSPORTATION, INC	Single Location	\$439,810	42139902	Trucking & Warehousing
ROSS BROS COMPANY	Single Location	\$439,803	42129902	Trucking & Warehousing
BOOTHILL INC	Single Location	\$432,723	42120400	Trucking & Warehousing
CARPENTER TRUCKING	Single Location	\$431,407	42120000	Trucking & Warehousing
CARL JONES	Single Location	\$430,016	42120000	Trucking & Warehousing
PROVIA LOGISTICS LLC	Single Location	\$429,167	42130000	Trucking & Warehousing
JOSH POPPE	Single Location	\$425,069	42120000	Trucking & Warehousing
A R DAY INC	Single Location	\$424,407	42120000	Trucking & Warehousing
TRANS-CHEM SERVICES, INC.	Single Location	\$423,058	42139908	Trucking & Warehousing
RICHMOND MILL, INCORPORATED	Headquarters	\$414,768	42120000	Trucking & Warehousing
CARBO CERAMICS	Single Location	\$403,967	42139903	Trucking & Warehousing
JODYS SPECIALIZED FREIGHT	Single Location	\$400,000	42120000	Trucking & Warehousing
D & R TRUCKS OF SUGARCREEK, OHIO, LTD.	Single Location	\$397,476	42120000	Trucking & Warehousing
M & T TRANSPORTATION	Single Location	\$380,000	42139903	Trucking & Warehousing
MORRIS & SONS INC	Single Location	\$372,563	42120201	Trucking & Warehousing
DART TRANSPORT, INC.	Single Location	\$370,000	42129903	Trucking & Warehousing
J & A MACHINE	Single Location	\$370,000	42129908	Trucking & Warehousing
RYAN HAWTHORNE	Single Location	\$369,055	42120000	Trucking & Warehousing
JW DEGARMO TRUCKING	Single Location	\$368,505	42120000	Trucking & Warehousing
CRAMBLETT TRUCKING, INC.	Single Location	\$366,325	42120000	Trucking & Warehousing
EDGELL TRUCKING, LLC	Single Location	\$363,073	42120000	Trucking & Warehousing
PENN OHIO TRANSPORT COMPANY	Single Location	\$358,507	42129902	Trucking & Warehousing
KM TRUCKING, INC.	Single Location	\$349,748	42120000	Trucking & Warehousing
TWIN TRUCKING INC	Single Location	\$346,933	42120000	Trucking & Warehousing
C&G ERECTORS, INC.	Single Location	\$343,619	42140000	Trucking & Warehousing
JRP LOGISTICS, LLC	Single Location	\$343,611	42130000	Trucking & Warehousing
DNA TRUCK TRANSPORT	Single Location	\$341,996	42130000	Trucking & Warehousing
PAUL D STEWART	Single Location	\$341,934	42120000	Trucking & Warehousing
BY DAWN TRANSPORT INC	Single Location	\$329,932	42140000	Trucking & Warehousing
DME EXPRESS INC	Single Location	\$323,897	42130000	Trucking & Warehousing



BABCOCK TRUCKING & EXCAVATING LTD.	Single Location	\$320,357	42120000	Trucking & Warehousing
RMH TRUCKING SERVICES	Single Location	\$320,000	42120000	Trucking & Warehousing
J J MAST TRUCKING, INC.	Single Location	\$317,903	42139903	Trucking & Warehousing
HERSHBERGER FARM AND BAKERY, LTD.	Single Location	\$306,441	42120000	Trucking & Warehousing
T.F.I. TRANSPORTATION, INC.	Single Location	\$304,055	42139905	Trucking & Warehousing
GORSKY TRUCKING INC	Single Location	\$302,454	42129902	Trucking & Warehousing
MATTHEW BEACHY	Headquarters	\$301,763	42129905	Trucking & Warehousing
MARLIN J MILLER	Single Location	\$300,000	42120000	Trucking & Warehousing
H J SMITH TRUCKING CO	Single Location	\$299,490	42129909	Trucking & Warehousing
FAWN TRUCKS LLC	Single Location	\$298,408	42120000	Trucking & Warehousing
M & M DELIVERY, LLC	Single Location	\$296,537	42129903	Trucking & Warehousing
EVANS ENTERPRISE OF MILLERSBURG LTD.	Single Location	\$292,116	42130000	Trucking & Warehousing
THE STORAGE CENTER LTD	Single Location	\$288,645	42250000	Trucking & Warehousing
T.E. PERKINS EXPRESS LLC	Single Location	\$288,183	42130000	Trucking & Warehousing
AM-JET INC.	Single Location	\$288,172	42120000	Trucking & Warehousing
K D M TRANSPORT	Single Location	\$287,084	42120000	Trucking & Warehousing
FLINNER INC	Single Location	\$281,296	42120000	Trucking & Warehousing
EMPIRE MANUFACTURED HOME TRANSPORTATION COMPANY	Single Location	\$280,000	42120400	Trucking & Warehousing
TS TRANSPORT LLC	Single Location	\$278,328	42130000	Trucking & Warehousing
MAYNARD BEACHY TRUCKING, LTD.	Single Location	\$277,180	42130000	Trucking & Warehousing
M&R TRUCKING LLC	Single Location	\$276,830	42120000	Trucking & Warehousing
MASTRONARDE TRUCKING, INC.	Single Location	\$276,346	42120000	Trucking & Warehousing
SALEM STRUCTURES, LLC	Single Location	\$275,448	42250000	Trucking & Warehousing
HOLMES AUTO LLC	Single Location	\$275,228	42120000	Trucking & Warehousing
D & L E TRANSIT CO	Single Location	\$273,548	42120000	Trucking & Warehousing
TOLAND TRUCKING, INC.	Single Location	\$271,532	42120000	Trucking & Warehousing
DOWN WIND TRUCKING CO LLC	Single Location	\$270,673	42120000	Trucking & Warehousing
JOE LEE TRUCKING LLC	Single Location	\$269,039	42130000	Trucking & Warehousing
SCHUBERT STORAGE	Single Location	\$267,989	42250000	Trucking & Warehousing
D WEAVER TRUCKING LLC	Single Location	\$267,502	42120000	Trucking & Warehousing

BLT TRUCKING LLP	Single Location	\$264,847	42120000	Trucking & Warehousing
RYAN S YODER	Single Location	\$264,498	42129905	Trucking & Warehousing
GASSER TRUCKING	Single Location	\$260,970	42120000	Trucking & Warehousing
AUSMAR TRUCKING, LLC	Single Location	\$260,747	42120000	Trucking & Warehousing
BOND MOVING & STORAGE	Headquarters	\$260,662	42139906	Trucking & Warehousing
UNITY INC	Single Location	\$260,172	42260000	Trucking & Warehousing
SAINT CLAIR STORAGE INC	Single Location	\$260,000	42260000	Trucking & Warehousing
EMELO TRUCKING, LLC	Single Location	\$258,761	42130000	Trucking & Warehousing
CLP OLD, LLC	Single Location	\$257,953	42130000	Trucking & Warehousing
LARUE TRUCKING, INC.	Single Location	\$256,773	42129905	Trucking & Warehousing
KICK FARMS TRUCKING LTD	Single Location	\$255,468	42120000	Trucking & Warehousing
OWEN YODER TRUCKING	Single Location	\$255,288	42120000	Trucking & Warehousing
ON R OWN TRUCKING, INC.	Single Location	\$255,177	42120000	Trucking & Warehousing
OLD 22 ENTERPRISES LLC	Single Location	\$253,999	42130000	Trucking & Warehousing
FRAS S AUTO & H D TRUCK PARTS INC	Single Location	\$253,887	42120000	Trucking & Warehousing
J E MATHENEY TRUCKING	Single Location	\$253,030	42120000	Trucking & Warehousing
BLACKDAWG EXPRESS	Single Location	\$251,317	42130000	Trucking & Warehousing
DAN MILLER TRUCKING, LTD.	Single Location	\$251,143	42120000	Trucking & Warehousing
MYRON MILLER TRUCKING, INC.	Single Location	\$251,115	42129905	Trucking & Warehousing
TIMBER TRANSPORT INC	Single Location	\$251,034	42139903	Trucking & Warehousing
PIERGALLINI TRUCKING	Single Location	\$250,524	42120000	Trucking & Warehousing
RCM TRUCKING LLC	Single Location	\$250,049	42130000	Trucking & Warehousing
ROBERT DEVERS LLC	Single Location	\$250,000	42130000	Trucking & Warehousing
JUSTIN POLK	Single Location	\$249,582	42120000	Trucking & Warehousing
A&A HOTSHOT EXPRESS LLC	Single Location	\$249,118	42130000	Trucking & Warehousing
CL HAULING LLC	Single Location	\$248,830	42129909	Trucking & Warehousing
IML MITCHELL ENTERPRISE AND COMPANY	Single Location	\$248,721	42130000	Trucking & Warehousing
ROE TRUCKING	Single Location	\$248,368	42129902	Trucking & Warehousing
GINTZ SERVICES LTD	Single Location	\$248,141	42140000	Trucking & Warehousing
GREENBRIER ENTERPRISES INC	Single Location	\$247,438	42130000	Trucking & Warehousing

TIPPY'S HAULING SERVICE, INC	Single Location	\$246,778	42129909	Trucking & Warehousing
B & A DELIVERY	Single Location	\$246,616	42129903	Trucking & Warehousing
LOCK-A-BOX, LTD	Single Location	\$245,456	42250000	Trucking & Warehousing
CATHERINE E ROBB	Single Location	\$245,032	42129909	Trucking & Warehousing
J. A. T. CO.	Single Location	\$244,957	42130000	Trucking & Warehousing
SMITH FEED SERVICE	Single Location	\$242,219	42139903	Trucking & Warehousing
NAWL TRUCKING LLC	Single Location	\$241,906	42120000	Trucking & Warehousing
ATOMIC TRUCKING LLC	Single Location	\$241,789	42120000	Trucking & Warehousing
DUANE E LANDIS	Single Location	\$240,000	42120000	Trucking & Warehousing
T J WILSON TRUCKING LLC	Single Location	\$239,602	42130000	Trucking & Warehousing
JL TRUCKING OF SUGARCREEK	Single Location	\$238,598	42120000	Trucking & Warehousing
MARY J WEYAND	Single Location	\$238,213	42120000	Trucking & Warehousing
KNOTTY WOODS & WHATNOTS	Single Location	\$237,151	42250000	Trucking & Warehousing
DARKSIDE TRUCKING, LTD.	Single Location	\$236,243	42120000	Trucking & Warehousing
JDM HAULING, INC.	Single Location	\$235,084	42129909	Trucking & Warehousing
KENNETH W ADAMS	Single Location	\$235,015	42120000	Trucking & Warehousing
R.E.PORTER TRUCKING, LLC	Single Location	\$233,531	42120000	Trucking & Warehousing
HAPPY VALLEY TRUCKING	Single Location	\$230,725	42129903	Trucking & Warehousing
TRI K TRUCKING LLC	Single Location	\$229,837	42120000	Trucking & Warehousing
TYLER TRUCKING INC	Single Location	\$229,001	42120301	Trucking & Warehousing
MERCER EXPRESS, LTD.	Single Location	\$226,595	42130000	Trucking & Warehousing
WINDY RIDGE TRUCKING, LLC	Single Location	\$221,818	42120000	Trucking & Warehousing
JAMES C CHAPPELL	Single Location	\$221,700	42120000	Trucking & Warehousing
STORAGE POINT, LLC	Single Location	\$221,326	42250000	Trucking & Warehousing
W.O. SOLIDAY TRANSPORT LLC	Single Location	\$220,451	42130000	Trucking & Warehousing
J&C TRUCKING	Single Location	\$220,087	42120000	Trucking & Warehousing
QUALITY AUTO & TRUCK	Single Location	\$220,000	42120000	Trucking & Warehousing
ROBY TRUCKING SERVICE	Single Location	\$220,000	42120000	Trucking & Warehousing
WISECARVER TRUCKING	Single Location	\$220,000	42120000	Trucking & Warehousing
PITBULL TRUCKING INC.	Single Location	\$219,650	42120000	Trucking & Warehousing

CLEMENTS, INC.	Single Location	\$219,410	42130000	Trucking & Warehousing
J S MILLER TRUCKING	Single Location	\$218,296	42139903	Trucking & Warehousing
DAN CHAMBERLAIN TRUCKING	Single Location	\$218,285	42139905	Trucking & Warehousing
SKR TRUCKING, LLC	Single Location	\$215,940	42120000	Trucking & Warehousing
WHITTAKER TRUCK SERVICE	Single Location	\$213,969	42130000	Trucking & Warehousing
LEE SCHLABACH TRUCKING LL	Single Location	\$213,902	42120000	Trucking & Warehousing
HUNTER RUN TRUCKING LLC	Single Location	\$212,666	42120000	Trucking & Warehousing
MACY TRUCKING	Single Location	\$212,506	42120000	Trucking & Warehousing
3 HARTS TRUCKING, INC.	Single Location	\$212,183	42129909	Trucking & Warehousing
VALLEY MINI STORAGE	Single Location	\$211,738	42260000	Trucking & Warehousing
YOCKEY TRUCKING, INC.	Single Location	\$211,475	42120000	Trucking & Warehousing
MULLET TRANSPORT	Single Location	\$211,453	42130000	Trucking & Warehousing
MOUNT HOPE TRUCKING	Single Location	\$210,518	42120000	Trucking & Warehousing
JERRY SKIDMORE	Single Location	\$210,000	42120201	Trucking & Warehousing
L. J. DAWSON TRUCKING	Single Location	\$210,000	42120000	Trucking & Warehousing
DUDZIK TRUCKING	Single Location	\$206,564	42120000	Trucking & Warehousing
JLC TRUCKING CO	Single Location	\$206,476	42120000	Trucking & Warehousing
JOE THOMAS TRUCKING INC	Single Location	\$203,747	42120000	Trucking & Warehousing
RAY E KEISTER	Single Location	\$201,706	42139904	Trucking & Warehousing
CAMACHO TRUCKING, LLC	Single Location	\$201,366	42120000	Trucking & Warehousing
R KUNTZMAN TRUCKING INC	Single Location	\$200,913	42120000	Trucking & Warehousing
WIFE EVADERS EXPRESS LLC	Single Location	\$200,733	42120000	Trucking & Warehousing
GEORGE MORRIS TRUCKING INC	Single Location	\$200,000	42130000	Trucking & Warehousing
MCCONNELL TRUCKING CO LLC	Single Location	\$200,000	42120000	Trucking & Warehousing
OHMAN DISTRIBUTORS INC	Single Location	\$200,000	42129903	Trucking & Warehousing
ROBERT A WEAVER	Single Location	\$200,000	42120000	Trucking & Warehousing
SUPERS TRUCKING LLC	Single Location	\$196,263	42120000	Trucking & Warehousing
HARRIER TRUCKING	Single Location	\$196,038	42120000	Trucking & Warehousing
WOLFORD TRUCKING	Single Location	\$195,886	42130000	Trucking & Warehousing
LAUVRAY, LORAIN	Single Location	\$194,681	42139903	Trucking & Warehousing

FLASHPOINT EXPRESS, INC.	Single Location	\$193,957	42129903	Trucking & Warehousing
V AND R TRUCKING LLC	Single Location	\$192,654	42120000	Trucking & Warehousing
KWB TRUCKING	Single Location	\$191,841	42120000	Trucking & Warehousing
FLINNER TRUCKING	Single Location	\$191,804	42130000	Trucking & Warehousing
SELLARS TRUCKING CO INC	Single Location	\$191,140	42120000	Trucking & Warehousing
LYLE TRUCKING	Single Location	\$190,000	42120000	Trucking & Warehousing
MARLAR EXPRESS INC	Single Location	\$190,000	42310000	Trucking & Warehousing
ROBERT ELLIS GRUBB	Single Location	\$190,000	42120400	Trucking & Warehousing
RSC SERVICES	Single Location	\$190,000	42130000	Trucking & Warehousing
JANET NOVAK	Single Location	\$189,600	42120000	Trucking & Warehousing
BRIDGEPORT PIZZA EXPRESS	Single Location	\$187,464	42260200	Trucking & Warehousing
ROBERT VINCENT	Single Location	\$187,195	42130000	Trucking & Warehousing
DAVID F LIMBACHER	Single Location	\$186,505	42120000	Trucking & Warehousing
Z W SMITH TRUCKING	Single Location	\$185,019	42120000	Trucking & Warehousing
MONTE'S STRUCTURES INC	Single Location	\$184,519	42250000	Trucking & Warehousing
STENGER TRUCKING, INC.	Single Location	\$183,605	42129905	Trucking & Warehousing
STEVEN WOLFE	Single Location	\$181,203	42120000	Trucking & Warehousing
JAMES A JONES	Single Location	\$180,697	42120000	Trucking & Warehousing
D G TRUCKING	Single Location	\$180,000	42130000	Trucking & Warehousing
DENZIL W BURKE	Single Location	\$180,000	42130000	Trucking & Warehousing
HAWTHORNE TRUCKING	Single Location	\$180,000	42140000	Trucking & Warehousing
L W R INC	Single Location	\$180,000	42120000	Trucking & Warehousing
STULL TRUCKING & EXCAVATING	Single Location	\$180,000	42129908	Trucking & Warehousing
DENOON TRUCKING INC.	Single Location	\$178,764	42120000	Trucking & Warehousing
VISTA VIEW MINI-STORAGE	Single Location	\$176,235	42260000	Trucking & Warehousing
CPR TRANSPORT LLC	Single Location	\$175,000	42139904	Trucking & Warehousing
ROBERT LEWIS BURKETT	Single Location	\$171,929	42120000	Trucking & Warehousing
ROGER D CRILOW	Single Location	\$170,210	42120201	Trucking & Warehousing
BRIAN L MILLER	Single Location	\$170,000	42120000	Trucking & Warehousing
CECIL THOMPSON TRUCKING	Single Location	\$170,000	42130000	Trucking & Warehousing

JR HOWARD EXPRESS	Single Location	\$170,000	42130000	Trucking & Warehousing
KENNETH BEADNELL	Single Location	\$170,000	42310000	Trucking & Warehousing
L & G TRANSIT INC	Single Location	\$170,000	42130000	Trucking & Warehousing
MORRISTOWN DRIVER SERVICE INC	Single Location	\$170,000	42130000	Trucking & Warehousing
RAY M MILLER TRUCKING INC	Single Location	\$170,000	42120000	Trucking & Warehousing
RAYMOND CHAMBERLAIN III	Single Location	\$170,000	42130000	Trucking & Warehousing
ROBERT TURNER TRUCKING, LTD.	Single Location	\$170,000	42130000	Trucking & Warehousing
SAINT CLAIR TRANSPORT SERVICE	Single Location	\$170,000	42130000	Trucking & Warehousing
THOMAS BARRETT	Single Location	\$170,000	42149902	Trucking & Warehousing
KEITH W YERKEY TRUCKING INC	Single Location	\$169,861	42120000	Trucking & Warehousing
Y CITY TRUCKING LLC	Single Location	\$169,772	42120000	Trucking & Warehousing
EARL F FELLER	Single Location	\$169,400	42130000	Trucking & Warehousing
TIMOTHY L MC FARLAND	Single Location	\$169,278	42130000	Trucking & Warehousing
THOMPSON S TAXI COURIER S	Single Location	\$169,074	42150000	Trucking & Warehousing
MICHAEL D SUPERS	Single Location	\$168,539	42120000	Trucking & Warehousing
KEVIN L CHISMAR	Single Location	\$168,195	42120201	Trucking & Warehousing
FOURROTTENDOGS TRUCKING LLC	Single Location	\$166,543	42120000	Trucking & Warehousing
BRENT L MORRIS	Single Location	\$166,520	42120000	Trucking & Warehousing
BJS TRUCK & AUTO	Single Location	\$165,629	42310000	Trucking & Warehousing
RJM TRUCKING INC	Single Location	\$165,205	42120000	Trucking & Warehousing
TIMBERLINE TRUCKING LTD.	Single Location	\$165,167	42120000	Trucking & Warehousing
AUSTIN TRUCKING LLC	Single Location	\$164,234	42120000	Trucking & Warehousing
DAY AR INC	Single Location	\$162,138	42130000	Trucking & Warehousing
MILLER JP TRUCKING LLC	Single Location	\$162,072	42120000	Trucking & Warehousing
ROBERT DEVERS LLC	Single Location	\$162,000	42140000	Trucking & Warehousing
DAN WEAVER TRUCKING LLC	Single Location	\$161,741	42120000	Trucking & Warehousing
VJF TRUCKING, LLC	Single Location	\$161,631	42120000	Trucking & Warehousing
M D L TRUCKING	Single Location	\$161,380	42120000	Trucking & Warehousing
MRJM INC	Single Location	\$160,691	42130000	Trucking & Warehousing
BILLY SPRINGER	Single Location	\$160,000	42130000	Trucking & Warehousing

HILL & SONS ENTERPRISES, INC.	Single Location	\$160,000	42139909	Trucking & Warehousing
KUGLER RANDY TRUCKER	Single Location	\$160,000	42130000	Trucking & Warehousing
RUNEVITCH TRUCKING CO INC	Single Location	\$160,000	42120000	Trucking & Warehousing
SYG TRCKNG	Single Location	\$160,000	42139903	Trucking & Warehousing
DUSTIN REED	Single Location	\$159,544	42120000	Trucking & Warehousing
BELGIAN HARDWOODS LTD	Single Location	\$158,673	42120300	Trucking & Warehousing
J. CHRISMAN TRUCKING LLC.	Single Location	\$158,437	42120000	Trucking & Warehousing
NORTHWOOD ENERGY K312 COMPRESS	Single Location	\$157,719	42210102	Trucking & Warehousing
MILLSYS AG HAULING LLC	Single Location	\$157,688	42129909	Trucking & Warehousing
5 STAR STORAGE LLC	Single Location	\$156,849	42260200	Trucking & Warehousing
DOUBLE K EXPRESS LTD	Single Location	\$156,792	42120000	Trucking & Warehousing
BRYAN SHAFFER TRUCKING	Single Location	\$156,588	42120000	Trucking & Warehousing
ESTRUCKING	Single Location	\$156,208	42120000	Trucking & Warehousing
WRIGHT TRUCKING	Single Location	\$155,856	42120000	Trucking & Warehousing
LU BRIGHT LLC	Single Location	\$155,678	42120000	Trucking & Warehousing
HOGAN DEDICATED SERVICE	Single Location	\$154,950	42130000	Trucking & Warehousing
KATHY J REYNOLDS	Single Location	\$154,283	42120000	Trucking & Warehousing
SMITH & SONS TRUCKING	Single Location	\$154,227	42120000	Trucking & Warehousing
ROBERT YOUNG TRUCKING	Single Location	\$154,074	42120000	Trucking & Warehousing
INSIGHT TRUCKING	Single Location	\$154,000	42130000	Trucking & Warehousing
FRED G HURST	Single Location	\$152,981	42120000	Trucking & Warehousing
DAYSTAR TRUCKING LTD	Single Location	\$151,695	42120000	Trucking & Warehousing
CHARLES R MYERS	Single Location	\$151,167	42120000	Trucking & Warehousing
PHYLLIS WEAVER	Single Location	\$150,779	42139909	Trucking & Warehousing
JAMES N RICHMOND	Single Location	\$150,407	42129910	Trucking & Warehousing
SHULTZ LIGHT TRANSIT LLC	Single Location	\$150,134	42139904	Trucking & Warehousing
SILVER EXPRESS	Single Location	\$150,010	42130000	Trucking & Warehousing
CHAD ANTHONY SCOTT KENNEDY LLC	Single Location	\$150,000	42120000	Trucking & Warehousing
DEWEY BALLENGER	Single Location	\$150,000	42139903	Trucking & Warehousing
ERIC QUETOT	Single Location	\$150,000	42120000	Trucking & Warehousing

HAUGHT TRUCKING	Single Location	\$150,000	42120000	Trucking & Warehousing
JAROD TRUCKING DBA	Single Location	\$150,000	42120000	Trucking & Warehousing
KOLB TRUCKING CO	Single Location	\$150,000	42120000	Trucking & Warehousing
SAINT CLAIR VILLAGE MOBILE HOMES INC	Single Location	\$150,000	42139909	Trucking & Warehousing
KIRBY W SMITH TRUCKING	Single Location	\$149,175	42120000	Trucking & Warehousing
ZINK'S POWER VAC, LLC	Single Location	\$148,633	42120000	Trucking & Warehousing
CHARLES B MOSHOLDER	Single Location	\$148,436	42120000	Trucking & Warehousing
KENLOR TRUCKING, LLC	Single Location	\$148,199	42120000	Trucking & Warehousing
HALE TRUCKING	Single Location	\$148,027	42120000	Trucking & Warehousing
JIM'S CITY STORAGE LLC	Single Location	\$147,918	42250000	Trucking & Warehousing
FRED CHASE TRUCKING	Single Location	\$147,446	42120000	Trucking & Warehousing
B R & R TRUCKING, INC.	Single Location	\$147,367	42120000	Trucking & Warehousing
M.C. KING TRUCKING LLC	Single Location	\$147,253	42120000	Trucking & Warehousing
LEAS MINI STORAGE	Single Location	\$146,971	42260000	Trucking & Warehousing
RICK WATSON	Single Location	\$146,023	42120000	Trucking & Warehousing
MITCH TRUCKING LTD	Single Location	\$145,266	42120000	Trucking & Warehousing
P & L TRUCK SERVICE	Single Location	\$144,937	42120000	Trucking & Warehousing
F TROOP TRUCKING	Single Location	\$144,850	42120000	Trucking & Warehousing
ROBERT CHARLES SINEFF	Single Location	\$144,542	42120000	Trucking & Warehousing
WAYNE L APPLGARTH	Single Location	\$144,232	42120000	Trucking & Warehousing
HALL STREET STATION, INC.	Single Location	\$144,214	42260000	Trucking & Warehousing
B D GERBER LLC	Single Location	\$144,147	42120301	Trucking & Warehousing
BRUTUS TRUCKING LLC	Single Location	\$143,276	42120000	Trucking & Warehousing
SHANE SELMAN	Single Location	\$142,930	42130000	Trucking & Warehousing
FANKHAUSER TRUCKING	Single Location	\$142,913	42120000	Trucking & Warehousing
FOREST HILL TRUCKING, LLC	Single Location	\$142,340	42120000	Trucking & Warehousing
ST. CLAIR MINI STORAGE, LLC	Single Location	\$142,035	42259901	Trucking & Warehousing
D.M. FRUTIG TRUCKING, LLC	Single Location	\$141,995	42120000	Trucking & Warehousing
D MORRIS TRUCKING	Single Location	\$141,763	42120000	Trucking & Warehousing
WEIR TRUCKING	Single Location	\$141,602	42139904	Trucking & Warehousing



LANDSTAR SECREST DIRECT INC	Single Location	\$141,359	42139903	Trucking & Warehousing
ANTHONY WHITACRE	Single Location	\$141,186	42120000	Trucking & Warehousing
TAYLOR RW TRUCKING	Single Location	\$141,186	42120000	Trucking & Warehousing
ROCK ON HAULING, LLC	Single Location	\$140,922	42129909	Trucking & Warehousing
KEITH YERKEY TRUCKING	Single Location	\$140,829	42120000	Trucking & Warehousing
PUTNAM TRUCKLOAD DIRECT	Single Location	\$140,574	42120000	Trucking & Warehousing
EVILSIZER TRUCKING, LLC	Single Location	\$140,454	42120000	Trucking & Warehousing
M & T TRUCKING	Single Location	\$140,446	42129905	Trucking & Warehousing
AWESOME SONRISE CARRIERS CO LL	Single Location	\$140,000	42130000	Trucking & Warehousing
DIRECT EXPRESS	Single Location	\$140,000	42130000	Trucking & Warehousing
FRED'S TRANSPORTATION LLC	Single Location	\$140,000	42129905	Trucking & Warehousing
GALBREATH TRUCKING	Single Location	\$140,000	42120000	Trucking & Warehousing
KNICELY CONTRACTING	Single Location	\$140,000	42139909	Trucking & Warehousing
R&R STORAGE	Single Location	\$140,000	42250000	Trucking & Warehousing
RONALD E MANGUN	Single Location	\$140,000	42310000	Trucking & Warehousing
SOUTH RIVER TRANSPORT LTD.	Single Location	\$140,000	42130000	Trucking & Warehousing
TOM A PECK	Single Location	\$140,000	42120000	Trucking & Warehousing
YOUNG S TRUCKING LLC	Single Location	\$140,000	42120000	Trucking & Warehousing
YTP TRUCKS LLC	Single Location	\$139,939	42120000	Trucking & Warehousing
HARRY EVANS JR TRUCKING	Single Location	\$139,658	42120000	Trucking & Warehousing
PIDGEON TRUCKING LLC	Single Location	\$139,646	42120000	Trucking & Warehousing
CUSTOM FARMS & FREIGHT INC	Single Location	\$139,351	42129902	Trucking & Warehousing
HAMILTON TRUCKING	Single Location	\$138,603	42130000	Trucking & Warehousing
REVELATIONS TRUCKING COMPANY LLC	Single Location	\$138,098	42120000	Trucking & Warehousing
JOE E TURNER	Single Location	\$137,224	42120000	Trucking & Warehousing
MARQUAND MINI STORAGE	Single Location	\$137,026	42260000	Trucking & Warehousing
GEORGE D PAHOUNDIS II	Single Location	\$136,925	42129910	Trucking & Warehousing
K FOUR STORAGE LLC	Single Location	\$136,876	42250000	Trucking & Warehousing
KEITH KNIGHT TRUCKING	Single Location	\$136,867	42130000	Trucking & Warehousing
BIDDLESTONE TRUCKING	Single Location	\$136,757	42129905	Trucking & Warehousing

R A BARR TRUCKING	Single Location	\$136,588	42120000	Trucking & Warehousing
DOVER SELF STORAGE CENTER	Single Location	\$136,248	42260000	Trucking & Warehousing
T.D. EVANS & SON TRUCKING, LTD.	Single Location	\$136,181	42129905	Trucking & Warehousing
LARRY GLENN	Single Location	\$135,882	42130000	Trucking & Warehousing
DOMBROSKI S HAULING	Single Location	\$135,767	42129909	Trucking & Warehousing
MIKE LYNCH TRUCKING	Single Location	\$135,639	42120000	Trucking & Warehousing
DENNIS ZIMNOX	Single Location	\$134,847	42130000	Trucking & Warehousing
SCHAAR EXCAVATING & TRUCKING COMPANY	Single Location	\$134,542	42120000	Trucking & Warehousing
LARKEN TRUCKING LLC	Single Location	\$134,272	42120000	Trucking & Warehousing
YELLOW FREIGHT SYSTEM	Single Location	\$133,558	42130000	Trucking & Warehousing
ECKS HAULING LLC	Single Location	\$133,491	42129909	Trucking & Warehousing
RIDGE RUNNER TRUCKING LLC	Single Location	\$133,491	42120000	Trucking & Warehousing
ROLAND SARGENT JR	Single Location	\$132,909	42120000	Trucking & Warehousing
R & C MOORE TRUCKING, LTD.	Single Location	\$132,832	42139904	Trucking & Warehousing
FASS FLATBED TRUCKING LLC	Single Location	\$132,699	42120000	Trucking & Warehousing
CHARLES D MILLER	Single Location	\$132,386	42139903	Trucking & Warehousing
R & S TRUCKING	Single Location	\$131,509	42120000	Trucking & Warehousing
SUE GIAMBRONI	Single Location	\$131,464	42250000	Trucking & Warehousing
WELLS & SON TRUCKING	Single Location	\$131,447	42120000	Trucking & Warehousing
ZITTERICH EQUIPMENT	Single Location	\$130,635	42129905	Trucking & Warehousing
MARK RHOADS TRUCKING	Single Location	\$130,481	42120000	Trucking & Warehousing
MARK BEITZEL	Single Location	\$130,326	42129905	Trucking & Warehousing
HOSTETLER TRUCKING INC	Single Location	\$130,176	42120100	Trucking & Warehousing
A J'S TRUCKING	Single Location	\$130,000	42129905	Trucking & Warehousing
ALLEN GILBERT	Single Location	\$130,000	42130000	Trucking & Warehousing
FREY, RD TRUCKING	Single Location	\$130,000	42120000	Trucking & Warehousing
G HAGUE TRUCKING INC	Single Location	\$130,000	42120000	Trucking & Warehousing
HAROLD PALMER SR	Single Location	\$130,000	42129902	Trucking & Warehousing
JAMES REARDON TRUCKING	Single Location	\$130,000	42120000	Trucking & Warehousing
JAMESWAY ENTERPRISES	Single Location	\$130,000	42120000	Trucking & Warehousing

JASON L ROSE	Single Location	\$130,000	42120000	Trucking & Warehousing
JEFF THOMAS TRUCKING INC	Single Location	\$130,000	42120000	Trucking & Warehousing
JEFF ZIMMERLY TRUCKING	Single Location	\$130,000	42120000	Trucking & Warehousing
JESSE WYNN TRUCKING	Single Location	\$130,000	42120000	Trucking & Warehousing
JNJ TRUCKING	Single Location	\$130,000	42120000	Trucking & Warehousing
JOE'S TRUCKING INC	Single Location	\$130,000	42120000	Trucking & Warehousing
KINDER AUTO SCRAP HAULERS	Single Location	\$130,000	42129909	Trucking & Warehousing
MARK S ROBINSON	Single Location	\$130,000	42120000	Trucking & Warehousing
MOSSOR TRUCKING	Single Location	\$130,000	42130000	Trucking & Warehousing
NICOLOZAKES TRUCKING CO	Single Location	\$130,000	42120000	Trucking & Warehousing
OHIO RIVER TRUCKING, INC	Single Location	\$130,000	42120000	Trucking & Warehousing
PCC MARKETING	Single Location	\$130,000	42139903	Trucking & Warehousing
RICHARD E MARTIN TRUCKING	Single Location	\$130,000	42130000	Trucking & Warehousing
WENGERD, JOHN	Single Location	\$130,000	42120000	Trucking & Warehousing
TOALSTON TRUCKING	Single Location	\$129,984	42120000	Trucking & Warehousing
JAY HOPKINS TRUCKING	Single Location	\$129,747	42139902	Trucking & Warehousing
HESS HOME STORAGE	Single Location	\$129,566	42250000	Trucking & Warehousing
EJB HAULING INC	Single Location	\$129,379	42129909	Trucking & Warehousing
DMTRUCKING	Single Location	\$129,003	42120000	Trucking & Warehousing
RANDALL BARRY BOWLIN	Single Location	\$128,949	42120000	Trucking & Warehousing
DONALD CALDWELL TRUCKING	Single Location	\$128,613	42120000	Trucking & Warehousing
INGRAM TRANSPORT INC	Single Location	\$128,523	42120000	Trucking & Warehousing
C&O TRUCKING	Single Location	\$128,495	42120000	Trucking & Warehousing
GOFF TRUCKING CO	Single Location	\$128,490	42120000	Trucking & Warehousing
MORRIS TRUCKING	Single Location	\$128,404	42130000	Trucking & Warehousing
WARNER TRUCKING	Single Location	\$127,997	42120000	Trucking & Warehousing
SECREST DELIVERY SERVICE, LTD.	Single Location	\$127,872	42129903	Trucking & Warehousing
LLC BLACK HAWK	Single Location	\$127,596	42120000	Trucking & Warehousing
BUTLER'S EXCAVATING & TRUCKING LLC	Single Location	\$127,282	42120000	Trucking & Warehousing
PAUL H CUNNINGHAM TRUCKING	Single Location	\$126,974	42120000	Trucking & Warehousing

THE LOCK UP STORGE LLC	Single Location	\$126,901	42250000	Trucking & Warehousing
JAYSON BRICKLES TRUCKING	Single Location	\$126,777	42120000	Trucking & Warehousing
REIDY TRUCKING	Single Location	\$126,354	42120000	Trucking & Warehousing
WILLIAMS TRUCKING LLC	Single Location	\$126,212	42120000	Trucking & Warehousing
COLEMAN TRUCKING	Single Location	\$125,553	42120000	Trucking & Warehousing
T. S. FRAZIER LLC	Single Location	\$125,260	42120000	Trucking & Warehousing
LINCOLN STORAGE	Single Location	\$124,912	42260200	Trucking & Warehousing
JEN&BRANDY TRUCKING LLC	Single Location	\$124,831	42120000	Trucking & Warehousing
D & J TRUST	Single Location	\$124,303	42130000	Trucking & Warehousing
ALLEN LUMBER COMPANY	Single Location	\$123,524	42120301	Trucking & Warehousing
RASBERRY TRUCKING	Single Location	\$123,459	42120000	Trucking & Warehousing
GLEN JAY SCHROCK	Single Location	\$122,996	42120000	Trucking & Warehousing
JASON PETERS	Single Location	\$122,964	42120000	Trucking & Warehousing
SRL CARRIERS INC.	Single Location	\$122,928	42120000	Trucking & Warehousing
ROGER D MORRIS	Single Location	\$122,730	42120000	Trucking & Warehousing
SAM WHITACRE TRUCKING LTD	Single Location	\$122,625	42120000	Trucking & Warehousing
THE NATIONAL COLLOID COMPANY	Single Location	\$121,989	42250000	Trucking & Warehousing
GABRIEL D HOCHSTETLER	Single Location	\$121,884	42120000	Trucking & Warehousing
ANDREW MILLER JR TRUCKING	Single Location	\$121,654	42129905	Trucking & Warehousing
PAUL J YODER	Single Location	\$121,594	42120000	Trucking & Warehousing
JEFF FREEMAN	Single Location	\$121,318	42120000	Trucking & Warehousing
TOWNSEND TRUCKING	Single Location	\$121,302	42120000	Trucking & Warehousing
BONECUTTER TRUCKING CO	Single Location	\$121,293	42120000	Trucking & Warehousing
BLUMHOFF FARM TRUCKING PF11	Single Location	\$121,153	42120000	Trucking & Warehousing
DUNLAP TRUCKING	Single Location	\$120,906	42130000	Trucking & Warehousing
JOHN MRUGALA CO	Single Location	\$120,786	42129902	Trucking & Warehousing
GARY A SHEARS	Single Location	\$120,739	42120000	Trucking & Warehousing
DNS TRUCKING	Single Location	\$120,451	42130000	Trucking & Warehousing
TWEEDS TRUCKING	Single Location	\$120,037	42120000	Trucking & Warehousing
AA OK ENTERPRISES	Single Location	\$120,000	42120000	Trucking & Warehousing

ACE TRUCKING	Single Location	\$120,000	42120000	Trucking & Warehousing
BABIK TRUCKING CO	Single Location	\$120,000	42120000	Trucking & Warehousing
BOC TRUCKING	Single Location	\$120,000	42120000	Trucking & Warehousing
COLLINS SELF STORAGE	Single Location	\$120,000	42260000	Trucking & Warehousing
COUNTRY VIEW MINI STORAGE	Single Location	\$120,000	42260000	Trucking & Warehousing
EBERHARDT DON & SONS TRUCKING	Single Location	\$120,000	42129902	Trucking & Warehousing
GRAY SAN COMPANY	Single Location	\$120,000	42130000	Trucking & Warehousing
NOBLE MILK CARTAGE	Single Location	\$120,000	42120102	Trucking & Warehousing
R B LANDIS TRUCKING, INC	Single Location	\$120,000	42120000	Trucking & Warehousing
ROBERT A JOHNSON JR	Single Location	\$120,000	42120000	Trucking & Warehousing
ROSE COLBURN	Single Location	\$120,000	42120000	Trucking & Warehousing
S SCHWARTZ TRUCKING	Single Location	\$120,000	42130000	Trucking & Warehousing
STEVEN LENARZ	Single Location	\$120,000	42140000	Trucking & Warehousing
WHITTS TRUCKING	Single Location	\$120,000	42120000	Trucking & Warehousing
HEATH ZERGER	Single Location	\$119,601	42120000	Trucking & Warehousing
HOLMES LOGGING & TRUCKING	Single Location	\$119,558	42120301	Trucking & Warehousing
M AND R TRUCKING	Single Location	\$119,544	42120000	Trucking & Warehousing
ANN RO ENTERPRISES LTD	Single Location	\$119,451	42130000	Trucking & Warehousing
JOHN DAVID JOHNSON TRUCKING	Single Location	\$119,356	42120000	Trucking & Warehousing
LANSING STORAGE	Single Location	\$119,354	42260000	Trucking & Warehousing
ROBERT J SMITH	Single Location	\$119,309	42120000	Trucking & Warehousing
MARK HAWSE TRUCKING	Single Location	\$119,076	42120000	Trucking & Warehousing
C & L TRANSPORT	Single Location	\$119,048	42120000	Trucking & Warehousing
WOODWARD PERFORMANCE HAFLINGERS	Single Location	\$118,091	42120000	Trucking & Warehousing
JAMES SCHLABACH	Single Location	\$118,063	42120000	Trucking & Warehousing
BEARS DRAYAGE INC	Single Location	\$118,000	42120000	Trucking & Warehousing
GREG FANKHAUSER	Single Location	\$117,701	42120000	Trucking & Warehousing
MICHAEL JAMES MOORE	Single Location	\$117,413	42120000	Trucking & Warehousing
GALAXY MOBILE HOME TRNSPRTN.	Single Location	\$117,392	42130000	Trucking & Warehousing
JAYMAR TRUCK LINES	Single Location	\$117,073	42120000	Trucking & Warehousing

EARL E SCHWARTZ JR	Single Location	\$116,781	42120000	Trucking & Warehousing
AAT TRUCKING, LLC	Single Location	\$116,459	42120000	Trucking & Warehousing
HUNTSMAN TED W	Single Location	\$115,958	42120000	Trucking & Warehousing
GILKINSON TRUCKING	Single Location	\$115,930	42120000	Trucking & Warehousing
JEANNE MONTANO TRUCKING	Single Location	\$115,649	42120000	Trucking & Warehousing
RICK WILLIAM MEDLEY	Single Location	\$115,410	42120000	Trucking & Warehousing
BULLDAWG HAULIN' LLC	Single Location	\$115,357	42120000	Trucking & Warehousing
CR TRUCKING	Single Location	\$115,280	42130000	Trucking & Warehousing
BETH STORAGE	Single Location	\$115,243	42260000	Trucking & Warehousing
S & T BROWN TRUCKING, LIMITED	Single Location	\$115,185	42120000	Trucking & Warehousing
K L M TRUCKING	Single Location	\$115,000	42120000	Trucking & Warehousing
WADE PILOT CAR, LLC	Single Location	\$114,690	42120000	Trucking & Warehousing
SECREST DIRECT, INC.	Single Location	\$114,534	42130000	Trucking & Warehousing
JAMES A KRIZAN	Single Location	\$113,843	42259901	Trucking & Warehousing
FAT BOYS TRUCKIN II, LLC	Single Location	\$113,766	42120000	Trucking & Warehousing
BYLAND TRUCKING	Single Location	\$113,722	42130000	Trucking & Warehousing
KENT THEAKER	Single Location	\$113,586	42120000	Trucking & Warehousing
RML TRUCKING LLC	Single Location	\$113,565	42120000	Trucking & Warehousing
ZOBENICA HAULING	Single Location	\$113,423	42129909	Trucking & Warehousing
R & R EXPRESS	Single Location	\$113,226	42129912	Trucking & Warehousing
IVAN'S GENERAL HAULING	Single Location	\$113,216	42129909	Trucking & Warehousing
DEBBIE COLLINS	Single Location	\$112,630	42130000	Trucking & Warehousing
WC HINDS TRUCKING	Single Location	\$112,540	42120000	Trucking & Warehousing
HOPPEL EXPRESS INC	Single Location	\$112,411	42120000	Trucking & Warehousing
BD STIZLAR TRUCKING LLC	Single Location	\$112,382	42129909	Trucking & Warehousing
D & K TRUCKING	Single Location	\$112,222	42130000	Trucking & Warehousing
C J HAULING	Single Location	\$111,909	42129905	Trucking & Warehousing
WAYNE SCHUPP	Single Location	\$111,711	42120000	Trucking & Warehousing
J.A.G. TRUCKING	Single Location	\$111,657	42120000	Trucking & Warehousing
RANDY R FLOOD	Single Location	\$111,601	42130000	Trucking & Warehousing

T D HERSHBERGER TRUCKING	Single Location	\$111,199	42120301	Trucking & Warehousing
CKN TRUCKING LLC	Single Location	\$111,074	42120000	Trucking & Warehousing
WICKEN'S TRUCKING	Single Location	\$110,538	42120000	Trucking & Warehousing
ROBERT J SMITH	Single Location	\$110,445	42120000	Trucking & Warehousing
JAMES L RAWSON TRUCKING	Single Location	\$110,285	42129905	Trucking & Warehousing
MARSH TRUCKING CO OFFICE	Single Location	\$110,272	42120000	Trucking & Warehousing
HARD CORE TRUCKING, LLC	Single Location	\$110,265	42120000	Trucking & Warehousing
BC EXCAVATING & HAULING	Single Location	\$110,000	42129909	Trucking & Warehousing
BRAD S LUXEUIL TRUCKING	Single Location	\$110,000	42120000	Trucking & Warehousing
BUCKEYE HEAVY HAULING	Single Location	\$110,000	42129909	Trucking & Warehousing
CHAD POLLOCK TRUCKING	Single Location	\$110,000	42120000	Trucking & Warehousing
CHARLIE S HAULING	Single Location	\$110,000	42129909	Trucking & Warehousing
CIARDELLI SELF STORAGE	Single Location	\$110,000	42250000	Trucking & Warehousing
COLIAN TRUCKING COMPANY	Single Location	\$110,000	42129909	Trucking & Warehousing
COWBOY HOTSHOT ENTERPRISES	Single Location	\$110,000	42120000	Trucking & Warehousing
DARIN LUCAS TRUCKING	Single Location	\$110,000	42120000	Trucking & Warehousing
DAVID KAZAK	Single Location	\$110,000	42129909	Trucking & Warehousing
DENNIS W KNIGHT TRUCKING	Single Location	\$110,000	42120000	Trucking & Warehousing
DUNCAN HERCHEL	Single Location	\$110,000	42120000	Trucking & Warehousing
FOUR WAY TRANSPORTATION SYSTEM	Single Location	\$110,000	42130000	Trucking & Warehousing
FRANKLIN TRUCKING	Single Location	\$110,000	42120000	Trucking & Warehousing
GARY ALAN FELLER	Single Location	\$110,000	42120000	Trucking & Warehousing
GOEHRING TRUCKING INC	Single Location	\$110,000	42130000	Trucking & Warehousing
HRDLICKA TRUCKING	Single Location	\$110,000	42120000	Trucking & Warehousing
IRIS BEAVER TRUCKING	Single Location	\$110,000	42120000	Trucking & Warehousing
J R ATKINSON TRUCKING LLC	Single Location	\$110,000	42120000	Trucking & Warehousing
JAMES MCCLEARY	Single Location	\$110,000	42120000	Trucking & Warehousing
JAN CRAWMER TRUCK & CO	Single Location	\$110,000	42129905	Trucking & Warehousing
KIDWELL TRUCKING	Single Location	\$110,000	42120000	Trucking & Warehousing
L&D TRUCKING	Single Location	\$110,000	42120000	Trucking & Warehousing

LARRY A FRYE TRUCKING	Single Location	\$110,000	42120000	Trucking & Warehousing
MCND TRUCKING INC	Single Location	\$110,000	42120000	Trucking & Warehousing
MICHAEL KINNEY PHILLIPS	Single Location	\$110,000	42120000	Trucking & Warehousing
MIKE DUNN TRUCK	Single Location	\$110,000	42120000	Trucking & Warehousing
PETERSON TRUCKING	Single Location	\$110,000	42120000	Trucking & Warehousing
R N ROTH TRUCKING LLC	Single Location	\$110,000	42120000	Trucking & Warehousing
RANDALL J MISHLER	Single Location	\$110,000	42120000	Trucking & Warehousing
RICHARD KASPROWSKI JR	Single Location	\$110,000	42129909	Trucking & Warehousing
ROBERT WHEELER JR	Single Location	\$110,000	42120000	Trucking & Warehousing
RURAL CARRIERS UNION	Single Location	\$110,000	42130000	Trucking & Warehousing
SALEM STORE SAFE	Single Location	\$110,000	42250000	Trucking & Warehousing
STAMPEDE DELIVERY	Single Location	\$110,000	42129903	Trucking & Warehousing
STEVEN KEITH SALISBURY	Single Location	\$110,000	42129913	Trucking & Warehousing
SWINGLE TRUCKING	Single Location	\$110,000	42120000	Trucking & Warehousing
TAMI J METZGAR	Single Location	\$110,000	42120000	Trucking & Warehousing
TERRY RUDIBAUGH TRUCKING	Single Location	\$110,000	42120000	Trucking & Warehousing
UELMAN TRUCKING	Single Location	\$110,000	42120000	Trucking & Warehousing
W CARL TRIGG TRUCKING	Single Location	\$110,000	42139903	Trucking & Warehousing
WHEELER TRUCKING	Single Location	\$110,000	42130000	Trucking & Warehousing
WILLIAM WEST	Single Location	\$110,000	42120000	Trucking & Warehousing
WORK TRUCK OUTFITTERS	Single Location	\$110,000	42120000	Trucking & Warehousing
THOMAS E MCPECK	Single Location	\$109,780	42120000	Trucking & Warehousing
AGM ENTERPRISES	Single Location	\$109,665	42260200	Trucking & Warehousing
MICHAEL TROSKI	Single Location	\$109,565	42139909	Trucking & Warehousing
RONALD L SCHEUFLER TRUCKING	Single Location	\$109,021	42120000	Trucking & Warehousing
POPA TRUCKING	Single Location	\$108,857	42120000	Trucking & Warehousing
RALPH TOLAND JR HAULING	Single Location	\$108,195	42129909	Trucking & Warehousing
BKHUBBARD TRUCKING, LLC	Single Location	\$108,018	42120000	Trucking & Warehousing
LEES RUN TRUCKING	Single Location	\$107,938	42120000	Trucking & Warehousing
CUSTOM MINI STORAGE	Single Location	\$107,935	42260000	Trucking & Warehousing



SHORT BUS TRUCKING LLC	Single Location	\$107,926	42120000	Trucking & Warehousing
CHRISTOPHER WEESE TRUCKING	Single Location	\$107,773	42120000	Trucking & Warehousing
G STUTZMAN TRUCKING INC	Single Location	\$107,486	42120000	Trucking & Warehousing
BRIAN DUSTON TRUCKING	Single Location	\$107,337	42120000	Trucking & Warehousing
SCHLABACH TRUCKING	Single Location	\$107,039	42120000	Trucking & Warehousing
ROBERT JACKSON	Single Location	\$106,992	42120000	Trucking & Warehousing
PHILIP R BUNFILL	Single Location	\$106,919	42120000	Trucking & Warehousing
MA & PA STORAGE BARN	Single Location	\$106,764	42250000	Trucking & Warehousing
E-Z TRUCKING, LLC	Single Location	\$106,644	42120000	Trucking & Warehousing
D & N TRUCKING	Single Location	\$106,185	42120000	Trucking & Warehousing
CRYSTAL L REIGLE	Single Location	\$106,124	42120000	Trucking & Warehousing
SECOND CHANCE TRUCKING	Single Location	\$105,531	42130000	Trucking & Warehousing
STUTZMAN TRUCKING INC	Single Location	\$105,430	42120000	Trucking & Warehousing
MOSS TRUCKING	Single Location	\$105,417	42120000	Trucking & Warehousing
ELYRIA SOUTH STORAGE	Single Location	\$104,998	42250000	Trucking & Warehousing
RCB HAULING, LLC	Single Location	\$104,881	42129909	Trucking & Warehousing
YODERS OUTDOOR	Single Location	\$104,800	42250000	Trucking & Warehousing
CHARGER TRUCKING LLC	Single Location	\$104,694	42120000	Trucking & Warehousing
FIVE FORKS STORAGE	Single Location	\$104,634	42250000	Trucking & Warehousing
TRIPLE L TRUCKING	Single Location	\$104,581	42120000	Trucking & Warehousing
BRIAN KING TRUCKING	Single Location	\$104,069	42120000	Trucking & Warehousing
ROUTE 40 TRUCK SALES	Single Location	\$104,030	42120000	Trucking & Warehousing
KENNETH MORRIS HAULING	Single Location	\$103,996	42129909	Trucking & Warehousing
MARY'S STORAGE CENTER	Single Location	\$103,673	42250000	Trucking & Warehousing
NEW DESTINATION TRUCKING LLC	Single Location	\$103,498	42120000	Trucking & Warehousing
W TRUCKING, INC.	Single Location	\$103,387	42120000	Trucking & Warehousing
TRUCKS 'N TRACS LLC	Single Location	\$103,013	42120000	Trucking & Warehousing
DAYNAS EXPRESS LINE LLC	Single Location	\$102,702	42120000	Trucking & Warehousing
HARDING TRUCKING	Single Location	\$102,522	42130000	Trucking & Warehousing
MCCOURY ENTERPRISES	Single Location	\$102,393	42129905	Trucking & Warehousing

ANACONDA WAREHOUSING LLC	Single Location	\$102,369	42259901	Trucking & Warehousing
BRAD QUILLIN EXCAVATING	Single Location	\$102,367	42129905	Trucking & Warehousing
DENNIS BRYAN	Single Location	\$102,351	42250000	Trucking & Warehousing
M & T TRUCKING	Single Location	\$102,157	42120000	Trucking & Warehousing
LIL BLAKES TRUCKING LLC	Single Location	\$101,821	42120000	Trucking & Warehousing
WILLIAM G DEGARMO	Single Location	\$101,390	42120000	Trucking & Warehousing
BAZZOLI TRUCKING	Single Location	\$101,378	42129905	Trucking & Warehousing
W J PLUMLY TRUCKING & ROCK DUST COMPANY	Single Location	\$101,221	42130000	Trucking & Warehousing
BOWEN TRUCXKING	Single Location	\$101,207	42120000	Trucking & Warehousing
DWAYNE R HATFIELD	Single Location	\$101,137	42120000	Trucking & Warehousing
DERYL ELLIS STUTZ	Single Location	\$100,700	42120000	Trucking & Warehousing
ACDC TRUCKING LLC	Single Location	\$100,660	42120000	Trucking & Warehousing
RICKY , SMITH	Single Location	\$100,277	42250000	Trucking & Warehousing
AAA FIRST STORAGE	Single Location	\$100,139	42260000	Trucking & Warehousing
BOX HAULING LLC	Single Location	\$100,094	42129909	Trucking & Warehousing
BACKHOE SNOW REMOVAL HAULING S	Single Location	\$100,000	42129909	Trucking & Warehousing
DAVID RAWSON	Single Location	\$100,000	42120000	Trucking & Warehousing
EUGENE HOLLEY JR TRUCKING	Single Location	\$100,000	42120000	Trucking & Warehousing
G & D TRUCKING	Single Location	\$100,000	42120000	Trucking & Warehousing
HAMPTON TRUCKING	Single Location	\$100,000	42129909	Trucking & Warehousing
HENNESSY TRUCKING	Single Location	\$100,000	42120000	Trucking & Warehousing
HERBERT H HAGLOCH	Single Location	\$100,000	42120000	Trucking & Warehousing
HORATE TRUCKING LLC	Single Location	\$100,000	42120000	Trucking & Warehousing
HOUSEHOLDER TRUCKING CO	Single Location	\$100,000	42120000	Trucking & Warehousing
JOHN RYAN	Single Location	\$100,000	42120000	Trucking & Warehousing
JOSEPH TRUCKING	Single Location	\$100,000	42120000	Trucking & Warehousing
KUHN TRUCKING	Single Location	\$100,000	42120000	Trucking & Warehousing
LANE ADAMS MINI STORAGE	Single Location	\$100,000	42260000	Trucking & Warehousing
MATTHEW J DURBEN	Single Location	\$100,000	42120000	Trucking & Warehousing
MONIQUE DAWSON	Single Location	\$100,000	42120000	Trucking & Warehousing

PERRY TRUCKING	Single Location	\$100,000	42120000	Trucking & Warehousing
PRIMARY PACKAGING	Single Location	\$100,000	42260202	Trucking & Warehousing
RANDAL MILLER TRUCKING IN	Single Location	\$100,000	42120000	Trucking & Warehousing
STOR-MOR FOR LESS	Single Location	\$100,000	42260200	Trucking & Warehousing
TAMBAR TRUCKING	Single Location	\$100,000	42120000	Trucking & Warehousing
TDS TRUCKING CO INC	Single Location	\$100,000	42120000	Trucking & Warehousing
TRI-COUNTY TRUCKING LLC	Single Location	\$100,000	42120000	Trucking & Warehousing
VERNON HUGHES	Single Location	\$100,000	42129905	Trucking & Warehousing
RGR TRUCKING	Single Location	\$99,578	42120000	Trucking & Warehousing
MIDNIGHT FREIGHT EXPRESS LLC	Single Location	\$99,574	42130000	Trucking & Warehousing
DALLAS PLESSINGER	Single Location	\$99,476	42120000	Trucking & Warehousing
K & B TRUCKING	Single Location	\$99,307	42120000	Trucking & Warehousing
MATHES TRUCKING	Single Location	\$99,129	42120000	Trucking & Warehousing
GEORGE K MCKEOWN	Single Location	\$99,106	42129905	Trucking & Warehousing
PALMERS SALVAGE AND STORAGE	Single Location	\$99,000	42250000	Trucking & Warehousing
PREMIUM HOTSHOT	Single Location	\$98,914	42120000	Trucking & Warehousing
ARCHER TRUCKING	Single Location	\$98,874	42120000	Trucking & Warehousing
CHARLES POTTS	Single Location	\$98,717	42250000	Trucking & Warehousing
S BUILDING TRUCKING INCORPORATED	Single Location	\$98,569	42120000	Trucking & Warehousing
CARDINAL COURIERS LLC	Single Location	\$98,456	42150000	Trucking & Warehousing
DICKENS' DELIVERY SERVICE	Single Location	\$98,240	42129903	Trucking & Warehousing
MUMAW'S WATER HAULING	Single Location	\$98,106	42129909	Trucking & Warehousing
RT 43 SELF STORAGE	Single Location	\$98,057	42259901	Trucking & Warehousing
TRUSHEL TRUCKING	Single Location	\$98,053	42120000	Trucking & Warehousing
ABE HERSHBERGER & SONS TRUCKING LTD	Single Location	\$98,000	42120000	Trucking & Warehousing
B & T TRANSFER AND STORAGE	Single Location	\$98,000	42250000	Trucking & Warehousing
BITTINGER TRUCKING	Single Location	\$98,000	42120000	Trucking & Warehousing
CHESTER B BRADFORD B A	Single Location	\$98,000	42140000	Trucking & Warehousing
JOSEPH LUKACENA	Single Location	\$98,000	42120000	Trucking & Warehousing
MOUNTAINEER TRUCKING	Single Location	\$98,000	42120000	Trucking & Warehousing

SUGARCREEK LIVESTOCK TRUCKING, INC.	Single Location	\$98,000	42120101	Trucking & Warehousing
VAUGHN HONE	Single Location	\$98,000	42120000	Trucking & Warehousing
R. J. & D. TRUCKING CO., L.L.C.	Single Location	\$97,915	42120000	Trucking & Warehousing
JAMES R BEADNELL	Single Location	\$97,864	42130000	Trucking & Warehousing
PICK STORAGE UNITS	Single Location	\$97,810	42260200	Trucking & Warehousing
DENNISON TRUCKING	Single Location	\$97,722	42120000	Trucking & Warehousing
C.S. TRUCKING LLC	Single Location	\$97,433	42120000	Trucking & Warehousing
WHITE TRUCKING	Single Location	\$97,397	42120000	Trucking & Warehousing
FREY TRUCKING LTD	Single Location	\$72,842	42120000	Trucking & Warehousing
MARK J WEBER	Single Location	\$54,630	42120000	Trucking & Warehousing
DONS NEWS DELIVERY I	Single Location	\$0	42129903	Trucking & Warehousing
MURREY TRUCKING	Single Location	\$0	42120000	Trucking & Warehousing
ROBERT L BADER	Single Location	\$0	42139903	Trucking & Warehousing
ROBERT LEDGER TRUCKING	Single Location	\$0	42120000	Trucking & Warehousing
ROBERT NEFF & SON INC	Single Location	\$2,000,000	42129902	Trucking & Warehousing
E. J. RAWSON TRUCKING COMPANY	Single Location	\$650,000	42130000	Trucking & Warehousing
DUFFY AND DE BLASS INCORPORATED	Single Location	\$394,278	42129902	Trucking & Warehousing
GHOST HAULING LLC	Single Location	\$300,000	42130000	Trucking & Warehousing
T & M ENTERPRISES INC	Single Location	\$211,586	42129902	Trucking & Warehousing
BEELINE TRANSFER, LLC	Single Location	\$199,000	42140000	Trucking & Warehousing
CTM TRUCKING, L.L.C.	Single Location	\$179,455	42120301	Trucking & Warehousing
BLAZEN EXPRESS LLC	Single Location	\$178,000	42130000	Trucking & Warehousing
WHL & P INC	Single Location	\$166,497	42120300	Trucking & Warehousing
C & C SEVEN INC	Single Location	\$158,227	42130000	Trucking & Warehousing
JERRY SIMPSON	Single Location	\$152,237	42120000	Trucking & Warehousing
BOB RUSSELL TRUCKING, LLC	Single Location	\$140,000	42130000	Trucking & Warehousing
TLT TRUCKING INC	Single Location	\$128,671	42120000	Trucking & Warehousing
OVER HILL TRUCKING LLC	Single Location	\$109,715	42120000	Trucking & Warehousing
EARTHWORKS TRUCKING, LLC	Single Location	\$102,908	42120000	Trucking & Warehousing
ROSS FARMS HAULING, LLC	Single Location	\$100,100	42129909	Trucking & Warehousing

GRIER TRANSPORTATION SERVICES LLC	Single Location	\$100,000	42130000	Trucking & Warehousing
CHET I HAMMERSTROM	Single Location	\$97,000	42120000	Trucking & Warehousing
DILLE TRUCKING INC	Single Location	\$97,000	42120000	Trucking & Warehousing
DON STEINECK JR	Single Location	\$97,000	42120000	Trucking & Warehousing
IRVIN L SPRANG	Single Location	\$97,000	42120000	Trucking & Warehousing
J A YOUNG TRUCKING LLC	Single Location	\$97,000	42120000	Trucking & Warehousing
LARRY E COX	Single Location	\$97,000	42120000	Trucking & Warehousing
MCKINNEY TRUCKING	Single Location	\$97,000	42120000	Trucking & Warehousing
RICHARD SANDERS	Single Location	\$97,000	42120000	Trucking & Warehousing
RUSH RUN TRUCKING LLC	Single Location	\$97,000	42120000	Trucking & Warehousing
THOMAS MILLER	Single Location	\$97,000	42120000	Trucking & Warehousing
B & C MINI STORAGE	Single Location	\$96,977	42250000	Trucking & Warehousing
DAVID E LEE	Single Location	\$96,504	42120000	Trucking & Warehousing
WOODLAND TRUCKING	Single Location	\$96,351	42120000	Trucking & Warehousing
C&M SABO HAULING L.L.C	Single Location	\$96,259	42129909	Trucking & Warehousing
J W STRENGER TRUCKING	Single Location	\$96,079	42120000	Trucking & Warehousing
JR CARL JAMES	Single Location	\$96,000	42129912	Trucking & Warehousing
PJS MINI STORAGE	Single Location	\$95,885	42260000	Trucking & Warehousing
BARKER TRANSPORT, LTD.	Single Location	\$95,496	42130000	Trucking & Warehousing
CMH TRUCKING LLC	Single Location	\$95,435	42120000	Trucking & Warehousing
BUTLER TRUCKING	Single Location	\$95,410	42120000	Trucking & Warehousing
CHARLES R. DAUGHERTY	Single Location	\$95,366	42150000	Trucking & Warehousing
FMC TRANSPORT, LTD	Single Location	\$95,297	42130000	Trucking & Warehousing
DANIEL W SMITH	Single Location	\$95,000	42120000	Trucking & Warehousing
LARRY T LOCKHART	Single Location	\$95,000	42120000	Trucking & Warehousing
TIMBERLINE TRUCKING LTD	Single Location	\$95,000	42120000	Trucking & Warehousing
TED'S AFFORDABLE STORAGE LLC	Single Location	\$94,919	42250000	Trucking & Warehousing
D.E. HUDSON & SONS TRUCKING INC.	Single Location	\$94,907	42120000	Trucking & Warehousing
LODI TRANSPORT INC	Single Location	\$94,829	42310000	Trucking & Warehousing
644 MINI STORAGE	Single Location	\$94,784	42260000	Trucking & Warehousing

EVERETT TRUCKING, LTD.	Single Location	\$94,142	42120000	Trucking & Warehousing
LARRY E DAILY TRUCKING	Single Location	\$94,122	42120000	Trucking & Warehousing
CARTWRIGHT	Single Location	\$94,000	42120100	Trucking & Warehousing
D & R TRUCKING	Single Location	\$94,000	42120000	Trucking & Warehousing
TRISHA WYER	Single Location	\$93,622	42129905	Trucking & Warehousing
DONALD L COX TRUCKING	Single Location	\$93,500	42120000	Trucking & Warehousing
SAV-N-LOCK	Single Location	\$93,486	42260000	Trucking & Warehousing
LARRY JENKINS	Single Location	\$93,381	42120000	Trucking & Warehousing
RABER TRUCKING INC.	Single Location	\$93,221	42120000	Trucking & Warehousing
BABCOCK TRUCKING	Single Location	\$93,000	42120000	Trucking & Warehousing
CMC HAULING, LP	Single Location	\$93,000	42129909	Trucking & Warehousing
DE BELL TRUCKING LLC	Single Location	\$93,000	42120000	Trucking & Warehousing
O SPACE STORAGE ECON.	Single Location	\$92,922	42250000	Trucking & Warehousing
ACCURATE MOVES	Single Location	\$92,894	42120000	Trucking & Warehousing
MARY M SMITH	Single Location	\$92,668	42120000	Trucking & Warehousing
JESSE H PARRILL	Single Location	\$92,622	42120000	Trucking & Warehousing
NITY NITE SELF STORAGE	Single Location	\$92,457	42259901	Trucking & Warehousing
PETREY TRUCKING LLC	Single Location	\$92,296	42120000	Trucking & Warehousing
RED D STOR	Single Location	\$92,292	42260200	Trucking & Warehousing
E & H TRUCKING INC	Single Location	\$92,000	42120000	Trucking & Warehousing
HARSHA TRUCKING	Single Location	\$92,000	42139903	Trucking & Warehousing
JAY JOHNSON DONALD	Single Location	\$92,000	42120000	Trucking & Warehousing
MARSHALL TRUCKING	Single Location	\$92,000	42120000	Trucking & Warehousing
STO A WAY STORAGE	Single Location	\$92,000	42250000	Trucking & Warehousing
WILLIAM R AND LINDA J JUERGENS	Single Location	\$92,000	42130000	Trucking & Warehousing
KAM TRUCKING LLC	Single Location	\$91,932	42120000	Trucking & Warehousing
BENTON ROAD STORAGE, LLC	Single Location	\$91,907	42250000	Trucking & Warehousing
ANLINES INC	Single Location	\$91,616	42149901	Trucking & Warehousing
IVAN STUTZMAN SON TRUCKIN	Single Location	\$91,479	42120000	Trucking & Warehousing
FELLER TRUCKING, LTD.	Single Location	\$91,284	42120000	Trucking & Warehousing

T&A TRUCKING INC. OF TUSCARAWAS	Single Location	\$91,120	42120000	Trucking & Warehousing
BRAYSHAW TRUCKING	Single Location	\$91,011	42120000	Trucking & Warehousing
ACE MOVING & STORAGE LLC	Single Location	\$91,000	42250000	Trucking & Warehousing
ALL SEASONS STORAGE	Single Location	\$91,000	42260000	Trucking & Warehousing
BATES T INDUSTRIES	Single Location	\$91,000	42259901	Trucking & Warehousing
EICKS STORAGE	Single Location	\$91,000	42250000	Trucking & Warehousing
SECREST DELIVERY SERVICE LTD	Single Location	\$91,000	42129903	Trucking & Warehousing
STALLARD TRUCKING LLC	Single Location	\$90,824	42130000	Trucking & Warehousing
RANDY SANDERS TRUCKING	Single Location	\$90,769	42120000	Trucking & Warehousing
RICHARD'S TRUCKING	Single Location	\$90,522	42120201	Trucking & Warehousing
MILL INVESTMENTS	Single Location	\$90,432	42260000	Trucking & Warehousing
NOSTALGIC TRUCK SERVICE'S LLC	Single Location	\$90,404	42120000	Trucking & Warehousing
HILLBILLY TRUCKING, LLC	Single Location	\$90,366	42120000	Trucking & Warehousing
KINGDOM MAN EXPRESS LLC	Single Location	\$90,208	42130000	Trucking & Warehousing
QUILLIN TRUCKING	Single Location	\$90,206	42120000	Trucking & Warehousing
CONVENIENT SELF STORAGE	Single Location	\$90,177	42250000	Trucking & Warehousing
WHITE'S TRUCKING, LLC	Single Location	\$90,063	42120000	Trucking & Warehousing
RICKS STORAGE	Single Location	\$90,012	42250000	Trucking & Warehousing
DRAGONHEART TRUCKING LLC	Single Location	\$90,000	42120000	Trucking & Warehousing
TUCKER EQUIPMENT INC	Single Location	\$89,890	42310000	Trucking & Warehousing
BUCKEYE MOVING SYSTEMS	Single Location	\$89,790	42120400	Trucking & Warehousing
DAVID E DURBEN	Single Location	\$89,748	42120000	Trucking & Warehousing
JAMES JIM ENDLICH	Single Location	\$89,485	42129912	Trucking & Warehousing
BONNIE AND CLYDE EXPRESS, INC.	Single Location	\$89,440	42130000	Trucking & Warehousing
LANG STORAGE WATERFORD	Single Location	\$89,000	42250000	Trucking & Warehousing
SHON A CLAY	Single Location	\$89,000	42120000	Trucking & Warehousing
SUPER SAM AND ANNA HAULING	Single Location	\$89,000	42120000	Trucking & Warehousing
T & T TRUCKING	Single Location	\$89,000	42120000	Trucking & Warehousing
WISECARVER, DEMI	Single Location	\$88,781	42120000	Trucking & Warehousing
HUGGINS TRUCKING	Single Location	\$88,722	42120000	Trucking & Warehousing

ELMER WRIGHT	Single Location	\$88,397	42130000	Trucking & Warehousing
BO'S DUMP TRUCK SERVICE	Single Location	\$88,000	42129905	Trucking & Warehousing
GARY HARTER	Single Location	\$88,000	42130000	Trucking & Warehousing
RICK J. WRIGHT	Single Location	\$88,000	42130000	Trucking & Warehousing
STAN MASON TRUCKING, INC.	Single Location	\$88,000	42120000	Trucking & Warehousing
STATE LINE WAREHOUSE LLC	Single Location	\$88,000	42259901	Trucking & Warehousing
COUNTYLINE STORAGE	Single Location	\$87,985	42260200	Trucking & Warehousing
FOX TRUCKING	Single Location	\$87,943	42120000	Trucking & Warehousing
RICK ZEIGLER TRUCKING	Single Location	\$87,776	42139903	Trucking & Warehousing
UHRICHSVILLE TRUCKING, LLC	Single Location	\$87,664	42130000	Trucking & Warehousing
RALPH R ANDERSON	Single Location	\$87,653	42120000	Trucking & Warehousing
CUBBY HOLE STORAGE LLC	Single Location	\$87,525	42250000	Trucking & Warehousing
WYNGATE MANOR STORAGE PROPERTIES, LLC	Single Location	\$87,063	42250000	Trucking & Warehousing
BRIAN MILLS	Single Location	\$87,000	42120000	Trucking & Warehousing
HASPEL TRUCKING	Single Location	\$87,000	42130000	Trucking & Warehousing
LE COUTO TRUCKING	Single Location	\$87,000	42120000	Trucking & Warehousing
MICHAEL A DEWELL	Single Location	\$87,000	42129905	Trucking & Warehousing
MOAG TRUCKING	Single Location	\$87,000	42139904	Trucking & Warehousing
J. WEAVER TRUCKING, L.L.C.	Single Location	\$86,925	42120000	Trucking & Warehousing
MICHAEL R JOHNSON JR	Single Location	\$86,864	42130000	Trucking & Warehousing
JPNA TRUCKING CO	Single Location	\$86,377	42120000	Trucking & Warehousing
KERNYA TRUCKING INC	Single Location	\$86,105	42120000	Trucking & Warehousing
CAMBRIDGE MINI STORAGE	Single Location	\$86,103	42260000	Trucking & Warehousing
C & E SERVICES INC	Single Location	\$86,064	42120000	Trucking & Warehousing
BADGLEY TRUCKING CO	Single Location	\$86,000	42120000	Trucking & Warehousing
BRYANT LAMP	Single Location	\$86,000	42129902	Trucking & Warehousing
CHARIOT EXPRESS	Single Location	\$86,000	42129903	Trucking & Warehousing
E A MORTON TRUCKING INC	Single Location	\$86,000	42120000	Trucking & Warehousing
FARLEY TRUCKING	Single Location	\$86,000	42120000	Trucking & Warehousing
FED EX HOME DELIVERY	Single Location	\$86,000	42129903	Trucking & Warehousing



JON HALL TRUCKING	Single Location	\$86,000	42120000	Trucking & Warehousing
JOSEPH G DAVIS	Single Location	\$86,000	42130000	Trucking & Warehousing
KINSEY S TRUCKING INC	Single Location	\$86,000	42120000	Trucking & Warehousing
LIGGETT TRUCKING	Single Location	\$86,000	42120000	Trucking & Warehousing
RICHARD A HAWK	Single Location	\$86,000	42120000	Trucking & Warehousing
THOMAS D CARPENTER	Single Location	\$86,000	42139903	Trucking & Warehousing
ADVENTURE CREEK.LLC	Single Location	\$85,541	42120000	Trucking & Warehousing
INDEPENDENT HAULING	Single Location	\$85,292	42129909	Trucking & Warehousing
D AND T TRUCKING	Single Location	\$85,241	42120000	Trucking & Warehousing
CHARLES E BLOSSER TRUCKING	Single Location	\$85,174	42120000	Trucking & Warehousing
RANDOLPH TRUCKING LLC	Single Location	\$85,064	42120000	Trucking & Warehousing
CHAMBERS TRUCKING	Single Location	\$85,000	42130000	Trucking & Warehousing
DIO C GRANT	Single Location	\$85,000	42129902	Trucking & Warehousing
TURNBULL TRUCKING	Single Location	\$85,000	42139903	Trucking & Warehousing
RONALD EBERHART TRUCKING	Single Location	\$84,927	42129902	Trucking & Warehousing
YOUNG RG TRUCKING	Single Location	\$84,783	42130000	Trucking & Warehousing
LINDEN NORTH STORAGE	Single Location	\$84,668	42260000	Trucking & Warehousing
VIPER TRUCKING, LLC	Single Location	\$84,648	42120000	Trucking & Warehousing
CRAIG A GUIST	Single Location	\$84,641	42120000	Trucking & Warehousing
F AND C TRUCKING LLC	Single Location	\$84,557	42120000	Trucking & Warehousing
LES BIGG TRUCKING LLC	Single Location	\$84,392	42120000	Trucking & Warehousing
GOSSMAN TRUCKING	Single Location	\$84,360	42120000	Trucking & Warehousing
TUSCARAWAS LONG DISTANCE	Single Location	\$84,341	42139903	Trucking & Warehousing
GEORGE R BROWN	Single Location	\$84,278	42120000	Trucking & Warehousing
JPI TRUCKING LLC	Single Location	\$84,140	42120000	Trucking & Warehousing
CHAFFIN TRUCKING	Single Location	\$84,000	42120000	Trucking & Warehousing
F & B TRUCKING, INC.	Single Location	\$84,000	42130000	Trucking & Warehousing
RONALD W BURKETT JR TRUCKING	Single Location	\$84,000	42139911	Trucking & Warehousing
ROY KOHLER L	Single Location	\$84,000	42120000	Trucking & Warehousing
VENUS GRAHAM	Single Location	\$84,000	42130000	Trucking & Warehousing

WILLIAM ANTHONY GENTRY	Single Location	\$84,000	42130000	Trucking & Warehousing
MATUSEK TRUCKING, LLC	Single Location	\$83,893	42120000	Trucking & Warehousing
TRICO TRUCKING LLC	Single Location	\$83,850	42120000	Trucking & Warehousing
FUNKHOUSERS EQUIP TRUCK & AUT	Single Location	\$83,745	42120000	Trucking & Warehousing
DEAN MILLER TRANSPORT	Single Location	\$83,490	42149901	Trucking & Warehousing
RAY GORI	Single Location	\$83,488	42120000	Trucking & Warehousing
PITBULL HAULING LLC	Single Location	\$83,417	42129909	Trucking & Warehousing
ARE COURIERS LLC	Single Location	\$83,300	42150000	Trucking & Warehousing
BRANDYWINE LOCKNSTOCK	Single Location	\$83,156	42259901	Trucking & Warehousing
STANBERY TRUCKING LLC	Single Location	\$83,049	42120000	Trucking & Warehousing
GALLERY STORAGE	Single Location	\$83,000	42250000	Trucking & Warehousing
J & E STORAGE INC	Single Location	\$83,000	42250000	Trucking & Warehousing
DOWDEL TRUCKING	Single Location	\$82,974	42120000	Trucking & Warehousing
DALE JAMES ROGER	Single Location	\$82,932	42120000	Trucking & Warehousing
LIBERTY A TRANSPORT LLC	Single Location	\$82,922	42130000	Trucking & Warehousing
RICHARD MILLER	Single Location	\$82,757	42120000	Trucking & Warehousing
THOMAS TRUCKING	Single Location	\$82,545	42120000	Trucking & Warehousing
DAVID C DEMPSEY	Single Location	\$82,299	42120000	Trucking & Warehousing
B MA LIMITED	Single Location	\$82,000	42130000	Trucking & Warehousing
DENZIL W. BURKE	Single Location	\$82,000	42130000	Trucking & Warehousing
STEADY 1 TRUCKING, LLC	Single Location	\$81,996	42120000	Trucking & Warehousing
JAMES C HORNER	Single Location	\$81,752	42120000	Trucking & Warehousing
BAIR TRUCK SALES, LLC	Single Location	\$81,717	42120000	Trucking & Warehousing
SUSAN NEWCOMER TRUCKING	Single Location	\$81,529	42120000	Trucking & Warehousing
PICKENS TRUCKING, LLC	Single Location	\$81,521	42120000	Trucking & Warehousing
REX A BURRISS TRUCKING	Single Location	\$81,497	42120000	Trucking & Warehousing
J-C TRUCKING	Single Location	\$81,386	42120000	Trucking & Warehousing
MCKEE AND SON TRUCKING LLC	Single Location	\$81,235	42120000	Trucking & Warehousing
CARNES WATER HAULING	Single Location	\$81,151	42129909	Trucking & Warehousing
AWC	Single Location	\$81,000	42250000	Trucking & Warehousing

DAILEY TRUCKING	Single Location	\$81,000	42120000	Trucking & Warehousing
DESERT DANCER ENTERPRISES INC	Single Location	\$81,000	42120000	Trucking & Warehousing
GO MINI'S	Single Location	\$81,000	42250000	Trucking & Warehousing
SUSAN HORSFALL	Single Location	\$81,000	42120000	Trucking & Warehousing
KOHMAN TRUCKING	Single Location	\$80,982	42120000	Trucking & Warehousing
DA HICKMAN TRUCKING	Single Location	\$80,892	42120000	Trucking & Warehousing
ALLJ HAULING, LLC	Single Location	\$80,842	42129909	Trucking & Warehousing
ALBERT S MCCOY	Single Location	\$80,823	42120000	Trucking & Warehousing
ROCK SOLID TRUCKING LLC	Single Location	\$80,783	42120000	Trucking & Warehousing
JOE'S DUMP	Single Location	\$80,754	42129905	Trucking & Warehousing
MILLIGAN TRUCKING INC	Single Location	\$80,590	42120000	Trucking & Warehousing
CJ STUTZMAN TRUCKING, LLC	Single Location	\$80,548	42120000	Trucking & Warehousing
GRULLA TRUCKING	Single Location	\$80,512	42120000	Trucking & Warehousing
KEVIN WAYNE YOUNG	Single Location	\$80,382	42120000	Trucking & Warehousing
MARJORIE L LYLE	Single Location	\$80,336	42120000	Trucking & Warehousing
STOR-Z-IT	Single Location	\$80,267	42260200	Trucking & Warehousing
PBT TRUCKING	Single Location	\$80,140	42120000	Trucking & Warehousing
WARREN TRUCK LINE LLC	Single Location	\$80,121	42120000	Trucking & Warehousing
D HENNEBERT TRUCKING FAX ONLY	Single Location	\$80,069	42120000	Trucking & Warehousing
COGNION TRUCKING COMPANY	Single Location	\$80,000	42139904	Trucking & Warehousing
CONSTANCE M BLACKBURN	Single Location	\$80,000	42120000	Trucking & Warehousing
FISHER TRUCKING	Single Location	\$80,000	42129902	Trucking & Warehousing
KENNETH W JACKSON	Single Location	\$80,000	42120000	Trucking & Warehousing
RONALD L CARPENTER	Single Location	\$80,000	42130000	Trucking & Warehousing
SILWANUS TRUCKING	Single Location	\$80,000	42120000	Trucking & Warehousing
SIMPSON & SONS TRUCKING	Single Location	\$80,000	42120000	Trucking & Warehousing
ANATOLY YAROMICH	Single Location	\$79,871	42120000	Trucking & Warehousing
BRIAN OGBURN	Single Location	\$79,869	42120000	Trucking & Warehousing
C MILLER TRUCKING	Single Location	\$79,744	42120000	Trucking & Warehousing
LT TRANSFER LLC	Single Location	\$79,663	42120000	Trucking & Warehousing

BECKLEY TRUCKING LLC	Single Location	\$79,375	42120000	Trucking & Warehousing
HEMRICK TRANSPORTATION LLC	Single Location	\$79,248	42130000	Trucking & Warehousing
WARNER EARL JR	Single Location	\$79,185	42120000	Trucking & Warehousing
CAVALIER L TRUCKING	Single Location	\$79,000	42120000	Trucking & Warehousing
CROOKED RUN STORAGE	Single Location	\$79,000	42250000	Trucking & Warehousing
DONALD L HOLMA SR	Single Location	\$79,000	42120000	Trucking & Warehousing
FLEETDALE EQUIPMENT INC	Single Location	\$79,000	42120000	Trucking & Warehousing
J&M TRUCKING OF ADENA LLC	Single Location	\$79,000	42120000	Trucking & Warehousing
JF &M TRUCKING INC	Single Location	\$79,000	42120000	Trucking & Warehousing
LATTANZIO TRUCKING	Single Location	\$79,000	42120000	Trucking & Warehousing
SOUTH SIDE STORAGE LLC	Single Location	\$79,000	42250000	Trucking & Warehousing
TITTLE WELDING TRUCKING	Single Location	\$79,000	42120000	Trucking & Warehousing
CHANEY SON TRUCKING	Single Location	\$78,954	42120000	Trucking & Warehousing
MICHAELS TRUCKING	Single Location	\$78,922	42120000	Trucking & Warehousing
SPC RECEIVING	Single Location	\$78,626	42250000	Trucking & Warehousing
LEGACY GENERAL HAULING, LLC	Single Location	\$78,517	42129909	Trucking & Warehousing
M & J TRUCKING	Single Location	\$78,411	42120000	Trucking & Warehousing
CHAMBERLIN TRUCKING LLC	Single Location	\$78,313	42120000	Trucking & Warehousing
HARMAC AMERICA INC.	Single Location	\$78,074	42139908	Trucking & Warehousing
PJAS TRUCKING	Single Location	\$78,029	42120000	Trucking & Warehousing
CAIN TRUCKING	Single Location	\$78,000	42120000	Trucking & Warehousing
HANDY HAULERS	Single Location	\$78,000	42129909	Trucking & Warehousing
MIZER TRUCKING	Single Location	\$78,000	42120000	Trucking & Warehousing
TIMOTHY R BOWSER	Single Location	\$78,000	42120000	Trucking & Warehousing
HAROLD DUANE SNYDER JR	Single Location	\$77,846	42120000	Trucking & Warehousing
JBS HAULING, LLC	Single Location	\$77,804	42129909	Trucking & Warehousing
HENDERSHOT TRUCKING INC	Single Location	\$77,715	42120000	Trucking & Warehousing
ASAP DELIVERY SERVICE	Single Location	\$77,489	42120000	Trucking & Warehousing
WILLIAM LAFFERTY	Single Location	\$77,471	42120000	Trucking & Warehousing
TOM WEYER TRUCKING	Single Location	\$77,254	42120000	Trucking & Warehousing

DAVID WILKINS	Single Location	\$77,145	42120000	Trucking & Warehousing
MCMILLIAN TRUCKING	Single Location	\$77,133	42130000	Trucking & Warehousing
MIDWEST TERMINALS - UTICA LLC	Single Location	\$77,030	42310000	Trucking & Warehousing
WALLICK TRUCKING LLC	Single Location	\$77,030	42120000	Trucking & Warehousing
HILLCREST WAREHOUSE & LOGISTIC	Single Location	\$77,000	42259901	Trucking & Warehousing
TEAM LERMER TRUCKING LLC	Single Location	\$77,000	42120000	Trucking & Warehousing
RICK D EVERHART TRUCKING	Single Location	\$76,732	42120000	Trucking & Warehousing
U & I TRUCKING COMPANY LLC	Single Location	\$76,716	42120000	Trucking & Warehousing
COBLENTZ TRUCKING	Single Location	\$76,709	42120000	Trucking & Warehousing
DOUBLE B HAULING	Single Location	\$76,501	42129909	Trucking & Warehousing
RAM SELF STORAGE	Single Location	\$76,460	42260000	Trucking & Warehousing
MCARDLE TRUCKING LLC	Single Location	\$76,126	42120000	Trucking & Warehousing
SILVERSTONE TRUCKING, LLC	Single Location	\$76,111	42120000	Trucking & Warehousing
CESSNA TRUCKING	Single Location	\$76,000	42120000	Trucking & Warehousing
HIGH N DRY MINI STORAGE INC	Single Location	\$76,000	42260000	Trucking & Warehousing
KATHIE L MORRIS	Single Location	\$76,000	42130000	Trucking & Warehousing
THE FLYING TRUCKER INC	Single Location	\$76,000	42130000	Trucking & Warehousing
ROBERT E A SMITH	Single Location	\$75,609	42120000	Trucking & Warehousing
KEVIN EBLIN AND BETTY EBLIN	Single Location	\$75,483	42120000	Trucking & Warehousing
BLAZIN OILFIELD TRUCKING LLC	Single Location	\$75,421	42120000	Trucking & Warehousing
ROLLIN STONE TRUCKING, LLC	Single Location	\$75,421	42120000	Trucking & Warehousing
VERN RABER TRUCKING	Single Location	\$75,362	42120000	Trucking & Warehousing
CHESTNUT TRUCKING LLC	Single Location	\$75,338	42120000	Trucking & Warehousing
TALL TRUCKING LLC	Single Location	\$75,182	42120000	Trucking & Warehousing
VALE BENTON TRUCKING LLC	Single Location	\$75,182	42120000	Trucking & Warehousing
DER STORAGE HAUS-SELF STOR	Single Location	\$75,031	42260000	Trucking & Warehousing
FRANK LITTLE	Single Location	\$75,000	42120000	Trucking & Warehousing
HARRY PITTS TRUCKING INC	Single Location	\$75,000	42120000	Trucking & Warehousing
JACK KETCHUM TRUCKING	Single Location	\$75,000	42120000	Trucking & Warehousing
JEFFREY R ELKINS TRUCKING	Single Location	\$75,000	42120000	Trucking & Warehousing

MOES TRUCKING LLC	Single Location	\$75,000	42120000	Trucking & Warehousing
PADGETT, HR TRUCKING	Single Location	\$75,000	42120000	Trucking & Warehousing
ANTHONY J HANCHIN	Single Location	\$74,995	42129913	Trucking & Warehousing
BLUE HORSE FARMING & TRUCKING LLC	Single Location	\$74,828	42120000	Trucking & Warehousing
BARNESVILLE SELF STORAGE	Single Location	\$74,773	42250000	Trucking & Warehousing
ASAP COURIER SERVICE	Single Location	\$74,538	42129903	Trucking & Warehousing
TIRE TRUCK	Single Location	\$74,310	42120000	Trucking & Warehousing
J.C. TRANSPORT	Single Location	\$74,303	42130000	Trucking & Warehousing
BIG MUSKIE TRUCKING LLC	Single Location	\$74,109	42120000	Trucking & Warehousing
BOBS TRK	Single Location	\$74,000	42120000	Trucking & Warehousing
POKEY JOHNSON TRANSPORT, INC	Single Location	\$74,000	42120000	Trucking & Warehousing
JAY DEVAUL	Single Location	\$73,830	42130000	Trucking & Warehousing
GARY R BARNES TRUCKING	Single Location	\$73,391	42120000	Trucking & Warehousing
CHILDRESS MECHANICAL & HAULING LLC	Single Location	\$73,000	42129909	Trucking & Warehousing
D&B TRUCKING UNLIMITED LL	Single Location	\$73,000	42120000	Trucking & Warehousing
DILLARD JR, MYRON LEE	Single Location	\$73,000	42129913	Trucking & Warehousing
WILLIAM C THOMAS	Single Location	\$73,000	42120000	Trucking & Warehousing
DOUG NEWTON TRUCKING, LLC	Single Location	\$72,860	42120000	Trucking & Warehousing
TRI COUNTY TRUCK & SPRING LLC	Single Location	\$72,696	42120000	Trucking & Warehousing
HARDCORE HAULING	Single Location	\$72,362	42129909	Trucking & Warehousing
T AND D TRUCKING	Single Location	\$72,192	42120000	Trucking & Warehousing
MOSHOLDER TRUCKING LLC	Single Location	\$72,174	42120000	Trucking & Warehousing
FARMER TRUCK SERVICE, LLC	Single Location	\$72,165	42120000	Trucking & Warehousing
ALICE'S TANKER COALITION	Single Location	\$72,000	42130000	Trucking & Warehousing
CHRIS E PERKINS	Single Location	\$72,000	42120000	Trucking & Warehousing
JEFFREY D HILLYER	Single Location	\$72,000	42120000	Trucking & Warehousing
MILES FARMS LOGISTICS LLC	Single Location	\$72,000	42120000	Trucking & Warehousing
THOMAS W SMITH	Single Location	\$72,000	42120000	Trucking & Warehousing
JT MARTIN & SON'S TRUCKING LLC	Single Location	\$71,990	42120000	Trucking & Warehousing
EXTREME HAULING OHIO LLC	Single Location	\$71,954	42129909	Trucking & Warehousing

J & M TRUCKING SERVICE LLC	Single Location	\$71,855	42120000	Trucking & Warehousing
RONALD G JARRETT	Single Location	\$71,807	42120201	Trucking & Warehousing
COPPERHEAD STORAGE	Single Location	\$71,570	42260000	Trucking & Warehousing
ROBERT RICHARDSON TRUCKING	Single Location	\$71,567	42120000	Trucking & Warehousing
HEIM TRUCKING LLC	Single Location	\$71,256	42120000	Trucking & Warehousing
JERRY'S MINI STORAGE	Single Location	\$71,222	42260200	Trucking & Warehousing
DAVID G CORBETT	Single Location	\$71,000	42120000	Trucking & Warehousing
HARVEY MAYNARD	Single Location	\$71,000	42120000	Trucking & Warehousing
STRUDTHOFF TRUCKING	Single Location	\$71,000	42120000	Trucking & Warehousing
DBS TRUCKING LLC	Single Location	\$70,860	42130000	Trucking & Warehousing
STOUFFERS SEAMLESS SPOUTING	Single Location	\$70,677	42120000	Trucking & Warehousing
AAA STORAGE CENTER	Single Location	\$70,612	42250000	Trucking & Warehousing
SHINN CONSTRUCTION	Single Location	\$70,555	42120000	Trucking & Warehousing
PUK TRANSPORT LLC	Single Location	\$70,179	42120000	Trucking & Warehousing
REDLINGER TRUCKING LLC	Single Location	\$70,161	42120000	Trucking & Warehousing
LEWIS A HUNT	Single Location	\$70,116	42120000	Trucking & Warehousing
SEBERT BRYANT CHARLES	Single Location	\$70,116	42120000	Trucking & Warehousing
SCOTT WIDDER	Single Location	\$70,110	42120000	Trucking & Warehousing
DB COUNTRY HILLS TRUCKING LLC	Single Location	\$70,045	42120000	Trucking & Warehousing
DAVID WATER HAULING	Single Location	\$70,000	42129909	Trucking & Warehousing
JAKE TRUCKING	Single Location	\$70,000	42120000	Trucking & Warehousing
JERRYS TRUCKS	Single Location	\$70,000	42130000	Trucking & Warehousing
JOSEPH DILEY TRUCKING	Single Location	\$70,000	42120000	Trucking & Warehousing
MILLER TRUCKING	Single Location	\$70,000	42120000	Trucking & Warehousing
SLOCUM TRUCKING	Single Location	\$70,000	42120000	Trucking & Warehousing
UST SYSTEMS INSPECTIONS	Single Location	\$70,000	42260000	Trucking & Warehousing
MCCLELLAND HAULING INC	Single Location	\$69,957	42129909	Trucking & Warehousing
RAY KC TRUCKING	Single Location	\$69,957	42120000	Trucking & Warehousing
JAMES R KISH	Single Location	\$69,583	42120000	Trucking & Warehousing
FR8IGHT SHAKERS TRUCKING	Single Location	\$69,462	42139904	Trucking & Warehousing

DOANE TRUCKING	Single Location	\$69,447	42120000	Trucking & Warehousing
MITY SHARP ZANESVILLE	Single Location	\$69,336	42120000	Trucking & Warehousing
V R TRUCKING	Single Location	\$69,193	42120000	Trucking & Warehousing
COURTNEY CARNES	Single Location	\$69,000	42120000	Trucking & Warehousing
DAVID M BRYSON	Single Location	\$69,000	42120000	Trucking & Warehousing
JAMES E HOLLIDAY	Single Location	\$69,000	42120000	Trucking & Warehousing
MONIGOLD EXCAVATING	Single Location	\$68,954	42129905	Trucking & Warehousing
MILLTREE TRUCKING INC	Single Location	\$68,895	42120000	Trucking & Warehousing
BUM STEER TRUCKING	Single Location	\$68,876	42120000	Trucking & Warehousing
HARRIER TRUCKING	Single Location	\$68,817	42120000	Trucking & Warehousing
NM TRUCKING LLC	Single Location	\$68,817	42120000	Trucking & Warehousing
JD TRUCKING	Single Location	\$68,573	42120000	Trucking & Warehousing
KOREY KIMBLE TRUCKING LLC	Single Location	\$68,474	42120000	Trucking & Warehousing
ZACKARY PALMER	Single Location	\$68,436	42120000	Trucking & Warehousing
BLAIR SHILLING	Single Location	\$68,347	42130000	Trucking & Warehousing
TY JACKSON TRUCKING	Single Location	\$68,347	42120000	Trucking & Warehousing
SB TRUCKING OF SUGARCREEK, LLC	Single Location	\$68,237	42120000	Trucking & Warehousing
PWT TRUCKING LLC	Single Location	\$68,189	42120000	Trucking & Warehousing
A&K DELIVERIES LLC	Single Location	\$68,114	42150000	Trucking & Warehousing
BILL HICKENBOTTOM TRUCKING	Single Location	\$68,059	42120000	Trucking & Warehousing
KIRKPATRICK TRUCKING L.L.C.	Single Location	\$68,050	42120000	Trucking & Warehousing
D&G HAULING	Single Location	\$68,005	42129909	Trucking & Warehousing
AL MILLER TRUCKING	Single Location	\$68,000	42120000	Trucking & Warehousing
CARLS TRUCKING INC	Single Location	\$68,000	42120000	Trucking & Warehousing
D. M. TRUCKING & EXCAVATING	Single Location	\$68,000	42130000	Trucking & Warehousing
MAIL CONTRACTOR	Single Location	\$68,000	42129903	Trucking & Warehousing
MOORE'S TRUCK CENTER	Single Location	\$68,000	42120000	Trucking & Warehousing
S & G TRUCKING	Single Location	\$68,000	42120000	Trucking & Warehousing
COAL RUN STORAGE, LLC	Single Location	\$67,975	42250000	Trucking & Warehousing
CVH STORAGE LLC	Single Location	\$67,975	42250000	Trucking & Warehousing



LUCAS STORAGE	Single Location	\$67,975	42250000	Trucking & Warehousing
PLOWBOY, LLC	Single Location	\$67,975	42250000	Trucking & Warehousing
C. F. KELVIN INC.	Single Location	\$67,905	42130000	Trucking & Warehousing
JWA TRUCKING INC.	Single Location	\$67,837	42120000	Trucking & Warehousing
EVANS HAULING & REFUSE LLC	Single Location	\$67,732	42129909	Trucking & Warehousing
TRIPLE T TRUCKING LLC	Single Location	\$67,732	42120000	Trucking & Warehousing
WOODGRAINING BY JIM MARTIN	Single Location	\$67,732	42120000	Trucking & Warehousing
MARKEN STORAGE	Single Location	\$67,334	42250000	Trucking & Warehousing
MC CORT HAULING	Single Location	\$67,146	42129909	Trucking & Warehousing
CAPRIFLEET CHARTER SERVICES	Single Location	\$67,000	42120000	Trucking & Warehousing
MICKEY SELLS TRUCKING	Single Location	\$67,000	42120000	Trucking & Warehousing
MITCHELL JORDY DELIVERY	Single Location	\$67,000	42129903	Trucking & Warehousing
GREAT DANE TRUCKING	Single Location	\$66,788	42130000	Trucking & Warehousing
LIONEL WHITE	Single Location	\$66,651	42120000	Trucking & Warehousing
R&B HAULING TRANSPORT INC	Single Location	\$66,480	42120000	Trucking & Warehousing
TAYLOR TRUCKING, LLC	Single Location	\$66,422	42120000	Trucking & Warehousing
PICK ME UP SOMETHING	Single Location	\$66,420	42150000	Trucking & Warehousing
ALLALEN, MENUAR	Single Location	\$66,000	42129910	Trucking & Warehousing
CONNIES DELIVERY SERVICE	Single Location	\$66,000	42129903	Trucking & Warehousing
H & K FISH TRUCKING LLC	Single Location	\$66,000	42120000	Trucking & Warehousing
HERE TO THERE TRUCKING LLC	Single Location	\$66,000	42120000	Trucking & Warehousing
MARTIN TRUCKING & TRASH REMOVA	Single Location	\$66,000	42120000	Trucking & Warehousing
MSH DELIVERY	Single Location	\$66,000	42129903	Trucking & Warehousing
SILVER WOLF TRUCKING LLC	Single Location	\$66,000	42120000	Trucking & Warehousing
T&L DELIVERY LLC	Single Location	\$66,000	42129903	Trucking & Warehousing
WESLEY G NOEL	Single Location	\$66,000	42120000	Trucking & Warehousing
DINGUS TRANSPORT AND DELIVERY	Single Location	\$65,733	42139907	Trucking & Warehousing
JAMES E BLAGG	Single Location	\$65,700	42120000	Trucking & Warehousing
TOM SECREST	Single Location	\$65,700	42120000	Trucking & Warehousing
FMJ LLC	Single Location	\$65,414	42150000	Trucking & Warehousing

PHILL-IT-UP ROLL-OFF LLC	Single Location	\$65,220	42159903	Trucking & Warehousing
HM VALLEY TRUCKING INC	Single Location	\$65,000	42120000	Trucking & Warehousing
RANGLES TRUCKING	Single Location	\$65,000	42120000	Trucking & Warehousing
RICHARD D KIRBY	Single Location	\$65,000	42120000	Trucking & Warehousing
STEVENS TRUCKING	Single Location	\$64,738	42120000	Trucking & Warehousing
OUT BACK STORAGE	Single Location	\$64,736	42260000	Trucking & Warehousing
MCLAUGHLIN SIBLINGS LLC	Single Location	\$64,703	42130000	Trucking & Warehousing
4DS TRUCKING	Single Location	\$64,607	42120000	Trucking & Warehousing
FRED DEEDS	Single Location	\$64,547	42250000	Trucking & Warehousing
D & D DELIVERIES	Single Location	\$64,518	42129903	Trucking & Warehousing
MORRIS TRUCKING	Single Location	\$64,518	42120000	Trucking & Warehousing
MILLER'S HAULING, LLC	Single Location	\$64,432	42129909	Trucking & Warehousing
ALLAN E GILBERT TRUCKING LLC	Single Location	\$64,000	42120000	Trucking & Warehousing
GEORGE S AGRONIS	Single Location	\$64,000	42120000	Trucking & Warehousing
JAB TRUCKING	Single Location	\$64,000	42120000	Trucking & Warehousing
JOHNSON TRUCKING	Single Location	\$64,000	42120000	Trucking & Warehousing
R J HOPKINS TRUCKING	Single Location	\$64,000	42120000	Trucking & Warehousing
RAFE REYNOLDS	Single Location	\$64,000	42120000	Trucking & Warehousing
TONY CHESTER SR	Single Location	\$64,000	42120000	Trucking & Warehousing
WAYNE TRUCKING	Single Location	\$64,000	42120000	Trucking & Warehousing
THE PICK UP LLC	Single Location	\$63,774	42129903	Trucking & Warehousing
BKF TRUCKING, LLC	Single Location	\$63,597	42120000	Trucking & Warehousing
FOOTE HAULING SERVICES LLC	Single Location	\$63,597	42129909	Trucking & Warehousing
HUSKY HAULING LLC	Single Location	\$63,597	42129909	Trucking & Warehousing
MOUNTAIN MOVERS TRUCKING, LLC	Single Location	\$63,597	42120000	Trucking & Warehousing
R L GOODMAN TRUCKING LLC	Single Location	\$63,597	42120000	Trucking & Warehousing
T STEVENS TRUCKING LLC	Single Location	\$63,597	42120000	Trucking & Warehousing
TYLER SWALLIE TRUCKING LLC	Single Location	\$63,597	42120000	Trucking & Warehousing
BERNARD LESLIE MORRIS LLC	Single Location	\$63,500	42129913	Trucking & Warehousing
UPS OF DOWNS TRI-STATE DOWN SYNDROME SUPPORT GROUP	Single Location	\$63,489	42159903	Trucking & Warehousing

NANA S TRUCKING	Single Location	\$63,000	42120000	Trucking & Warehousing
TRIANGLE TRUCKING INC	Single Location	\$63,000	42120000	Trucking & Warehousing
BRADLEY SHRIGLEY	Single Location	\$62,887	42120000	Trucking & Warehousing
CHARLES DAVID BABCOCK	Single Location	\$62,887	42120000	Trucking & Warehousing
D-MAN'S TRANSPORT AND HAULING LLC	Single Location	\$62,878	42129909	Trucking & Warehousing
BETTER MANAGEMENT CORP. OF OH	Single Location	\$62,606	42130000	Trucking & Warehousing
ESTERLY STORAGE	Single Location	\$62,489	42260000	Trucking & Warehousing
NICHOLS TRUCKING	Single Location	\$62,178	42120000	Trucking & Warehousing
COWBOY TRUCKING 57 LLC	Single Location	\$62,000	42120000	Trucking & Warehousing
MITCH TRUCKING LTD	Single Location	\$62,000	42120000	Trucking & Warehousing
STATE ROUTE 14 SOUTH STORAGE	Single Location	\$62,000	42250000	Trucking & Warehousing
JWR TRUCKING AND HAULING LLC	Single Location	\$61,885	42130000	Trucking & Warehousing
ABF GROUP	Single Location	\$61,410	42130000	Trucking & Warehousing
B. ARMSTRONG ENTERPRISES, LLC	Single Location	\$61,410	42130000	Trucking & Warehousing
DIRECT EXPRESS	Single Location	\$61,410	42130000	Trucking & Warehousing
DREAM TRUCKING, LLC	Single Location	\$61,410	42139903	Trucking & Warehousing
JEREMY RHAMES	Single Location	\$61,410	42130000	Trucking & Warehousing
MLC TRUCKING CO. LLC	Single Location	\$61,410	42130000	Trucking & Warehousing
SAFE TRIP LOGISTICS LLC	Single Location	\$61,410	42139901	Trucking & Warehousing
SHE'S TRUCKING INC.	Single Location	\$61,410	42130000	Trucking & Warehousing
ST. CLAIR TRUCKING I	Single Location	\$61,410	42130000	Trucking & Warehousing
STEVE CRAWMER	Single Location	\$61,410	42130000	Trucking & Warehousing
STUCKY VALLEY TRANSPORT, LLC	Single Location	\$61,410	42130000	Trucking & Warehousing
WEST STREET SELF STORAGE, LTD	Single Location	\$61,275	42250000	Trucking & Warehousing
JAMES G CONNORS	Single Location	\$61,000	42120000	Trucking & Warehousing
RAYMOND G SMITH JR	Single Location	\$61,000	42120000	Trucking & Warehousing
SPOTTI TRUCKING	Single Location	\$61,000	42120000	Trucking & Warehousing
SELF STORAGE	Single Location	\$60,000	42260000	Trucking & Warehousing
SMITH'S HAULING & MORE	Single Location	\$59,747	42129909	Trucking & Warehousing
ROCK'S HAULING & REFUSE RLLP	Single Location	\$59,491	42129909	Trucking & Warehousing

RICHARD A BOLOCK II	Single Location	\$59,453	42120000	Trucking & Warehousing
DALE BURTON	Single Location	\$59,000	42120000	Trucking & Warehousing
DICKSON TG TRUCKING	Single Location	\$59,000	42120000	Trucking & Warehousing
GLENN HOLMES	Single Location	\$59,000	42120000	Trucking & Warehousing
JAMES M SLENTZ TRUCKING	Single Location	\$59,000	42120000	Trucking & Warehousing
LUBURGH TRUCKING, LTD.	Single Location	\$59,000	42120000	Trucking & Warehousing
MIKE'S PROF LANDSCAPING & HAULING	Single Location	\$59,000	42129909	Trucking & Warehousing
PAUL DEWELL TRUCKING	Single Location	\$59,000	42120000	Trucking & Warehousing
RECON TRUCKING, LLC	Single Location	\$58,830	42120000	Trucking & Warehousing
MUSTANG TRUCKING LLC	Single Location	\$58,791	42120000	Trucking & Warehousing
ROUPS TRUCKING	Single Location	\$58,000	42120000	Trucking & Warehousing
T L M TRUCKING INC	Single Location	\$58,000	42120000	Trucking & Warehousing
PORTER HEAVY HAUL, LLC	Single Location	\$57,876	42120000	Trucking & Warehousing
AFFORDABLE HAULING	Single Location	\$57,000	42129909	Trucking & Warehousing
DOBBYS HAULING INC	Single Location	\$57,000	42129909	Trucking & Warehousing
GREER ENTERPRISES	Single Location	\$57,000	42130000	Trucking & Warehousing
MANUFACTURED HOUSING TRANSPORT	Single Location	\$57,000	42139909	Trucking & Warehousing
WAITHE'S TRUCKING LLC	Single Location	\$57,000	42120000	Trucking & Warehousing
HALLS TRUCKING COMPANY	Single Location	\$56,755	42130000	Trucking & Warehousing
AV TRUCK SERVICES, INC.	Single Location	\$55,000	42129909	Trucking & Warehousing
CMS OILFIELD SERVICES	Single Location	\$55,000	42120401	Trucking & Warehousing
HETRICK TRUCKING	Single Location	\$55,000	42120000	Trucking & Warehousing
M & M TRUCKING OF NEW PHILADELPHIA LLC	Single Location	\$55,000	42120000	Trucking & Warehousing
MURVUS INC	Single Location	\$55,000	42310000	Trucking & Warehousing
KEVIN BUNFILL	Single Location	\$54,000	42120000	Trucking & Warehousing
MARSH TRUCKING COMPANY	Single Location	\$54,000	42130000	Trucking & Warehousing
ABC MINI STORAGE	Single Location	\$53,000	42260000	Trucking & Warehousing
LOYDS TRUCKING	Single Location	\$50,323	42120000	Trucking & Warehousing
NORMAN DOYLE	Single Location	\$49,116	42120000	Trucking & Warehousing
RICE'S EZ STORAGE	Single Location	\$49,000	42260000	Trucking & Warehousing

WILLIAM N TODD	Single Location	\$48,692	42120000	Trucking & Warehousing
J REED AND SONS TRUCKING	Single Location	\$48,000	42139903	Trucking & Warehousing
GUSSLER MINI STORAGE	Single Location	\$46,000	42250000	Trucking & Warehousing
JAY LAR MINI STORAGE	Single Location	\$46,000	42259901	Trucking & Warehousing
JOHN W COOKSON CO	Single Location	\$46,000	42250000	Trucking & Warehousing
ALFRED MONTGOMERY	Single Location	\$43,000	42120000	Trucking & Warehousing
B & D TRUCKING	Single Location	\$43,000	42120000	Trucking & Warehousing
BEACHY TRUCKING	Single Location	\$43,000	42120000	Trucking & Warehousing
DAVID A WARNER TRUCKING	Single Location	\$43,000	42120000	Trucking & Warehousing
DAVID E DURBEN TRUCKING	Single Location	\$43,000	42120000	Trucking & Warehousing
GARNET TRUCKING INC	Single Location	\$43,000	42120000	Trucking & Warehousing
HICKORY HILLS TRUCKING, LTD.	Single Location	\$43,000	42120000	Trucking & Warehousing
HOOPER TRUCKING	Single Location	\$43,000	42120000	Trucking & Warehousing
JENNY & DENVER THOMAS	Single Location	\$43,000	42120000	Trucking & Warehousing
KEITH WELLS TRUCKING	Single Location	\$43,000	42120000	Trucking & Warehousing
KENNETH N LAWSON TRUCKING	Single Location	\$43,000	42120000	Trucking & Warehousing
MATTHEW J HILL	Single Location	\$43,000	42120000	Trucking & Warehousing
MICHAEL TIMKO	Single Location	\$43,000	42120000	Trucking & Warehousing
OLLIES MINISTORAGE	Single Location	\$43,000	42259901	Trucking & Warehousing
SCHLABACH TRUCKING	Single Location	\$43,000	42120000	Trucking & Warehousing
SHOUP TRUCKING	Single Location	\$43,000	42120000	Trucking & Warehousing
STEIN TRUCKING	Single Location	\$43,000	42120000	Trucking & Warehousing
TRIPLE Z TRUCKING INC	Single Location	\$43,000	42120000	Trucking & Warehousing
WALTER GOSSETT TRUCKING	Single Location	\$43,000	42120000	Trucking & Warehousing
CENDA TRANSFER	Single Location	\$40,000	42120000	Trucking & Warehousing
CURL-UP & DYE	Single Location	\$40,000	42159903	Trucking & Warehousing
DEAN FARMER	Single Location	\$40,000	42120000	Trucking & Warehousing
J & RJ TRUCKING AND COURIER SERVICE, INC	Single Location	\$40,000	42120000	Trucking & Warehousing
CRAIG BELLER	Single Location	\$38,000	42140000	Trucking & Warehousing
5 STAR STORAGE PARTNERS LLC	Branch	\$0	42260200	Trucking & Warehousing

ABF FREIGHT SYSTEM, INC.	Branch	\$0	42130000	Trucking & Warehousing
ABF FREIGHT SYSTEM, INC.	Branch	\$0	42139903	Trucking & Warehousing
ADVANTAGE TANK LINES, INC.	Branch	\$0	42130000	Trucking & Warehousing
ARCBEST CORPORATION	Branch	\$0	42140000	Trucking & Warehousing
CFS FAMILY HOLDINGS, INC.	Branch	\$0	42250000	Trucking & Warehousing
CS TRUCKING, LLC	Branch	\$0	42120000	Trucking & Warehousing
DYNO NOBEL TRANSPORTATION, INC	Branch	\$0	42129903	Trucking & Warehousing
ECHARD TRUCKING	Single Location	\$0	42120000	Trucking & Warehousing
FEDEX FREIGHT CORPORATION	Branch	\$0	42139907	Trucking & Warehousing
FEDEX GROUND PACKAGE SYSTEM, INC.	Branch	\$0	42139903	Trucking & Warehousing
FRALEY & SCHILLING INC	Branch	\$0	42139903	Trucking & Warehousing
FUSION CERAMICS, INC.	Branch	\$0	42250000	Trucking & Warehousing
GERBER & SONS, INC.	Branch	\$0	42250000	Trucking & Warehousing
GREIF INC	Branch	\$0	42250000	Trucking & Warehousing
GREYHOUND LINES, INC.	Branch	\$0	42129903	Trucking & Warehousing
GYPSUM EXPRESS LTD.	Branch	\$0	42139901	Trucking & Warehousing
HAUSER FURNITURE CO INC	Branch	\$0	42259901	Trucking & Warehousing
INTERSTATE PUMP COMPANY, INC.	Branch	\$0	42259901	Trucking & Warehousing
JAMES E MCMASTERS	Branch	\$0	42250000	Trucking & Warehousing
JAMES E MCMASTERS	Branch	\$0	42250000	Trucking & Warehousing
KAPLAN TRUCKING COMPANY	Branch	\$0	42120000	Trucking & Warehousing
L.T. HARNETT TRUCKING, INC.	Branch	\$0	42139901	Trucking & Warehousing
LANDSTAR GLOBAL LOGISTICS, INC.	Branch	\$0	42130000	Trucking & Warehousing
LAVES, G MACHINERY SALES	Branch	\$0	42250000	Trucking & Warehousing
LIPARI FOODS OPERATING COMPANY, LLC	Branch	\$0	42120000	Trucking & Warehousing
MATHIAS TRUCKING INC	Single Location	\$0	42120000	Trucking & Warehousing
MATTHEW BEACHY	Branch	\$0	42129905	Trucking & Warehousing
MILLER TRANSFER AND RIGGING CO.	Branch	\$0	42250000	Trucking & Warehousing
MISSISSIPPI GAS STORAGE LLC	Single Location	\$0	42250000	Trucking & Warehousing
NICK STRIMBU, INC.	Branch	\$0	42130000	Trucking & Warehousing

NORTH AMERICAN VAN LINES, INC.	Branch	\$0	42140000	Trucking & Warehousing
OHIO OIL GATHERING CORPORATION	Branch	\$0	42139908	Trucking & Warehousing
P & D TRANSPORTATION, INC.	Branch	\$0	42130000	Trucking & Warehousing
PATT TRUCKING CO	Single Location	\$0	42120000	Trucking & Warehousing
POWER GAS MARKETING & TRANSMISSION, INC.	Branch	\$0	42260102	Trucking & Warehousing
R & L CARRIERS, INC.	Branch	\$0	42130000	Trucking & Warehousing
R & L TRANSFER, INC.	Branch	\$0	42130000	Trucking & Warehousing
RECO INTERNATIONAL CORP.	Branch	\$0	42259901	Trucking & Warehousing
SEAFORTH MINERAL & ORE COMPANY, INC.	Branch	\$0	42259901	Trucking & Warehousing
STEVE CRAWFORD TRUCKING, INC.	Branch	\$0	42120000	Trucking & Warehousing
TIMBER RUN GARDENS, LLC	Branch	\$0	42250000	Trucking & Warehousing
U. S. XPRESS, INC.	Branch	\$0	42139903	Trucking & Warehousing
ULLMAN OIL COMPANY, LLC	Branch	\$0	42120000	Trucking & Warehousing
ULLMAN OIL COMPANY, LLC	Branch	\$0	42120000	Trucking & Warehousing
ULLMAN OIL COMPANY, LLC	Branch	\$0	42120000	Trucking & Warehousing
UNITED PARCEL SERVICE, INC.	Branch	\$0	42159904	Trucking & Warehousing
UNITED PARCEL SERVICE, INC.	Branch	\$0	42159904	Trucking & Warehousing
UNITED PARCEL SERVICE, INC.	Branch	\$0	42159904	Trucking & Warehousing
UNITED PARCEL SERVICE, INC.	Branch	\$0	42159903	Trucking & Warehousing
VENTRA SALEM, LLC	Branch	\$0	42250000	Trucking & Warehousing
WALMART INC.	Branch	\$0	42250000	Trucking & Warehousing
WELSH ENTERPRISES, INC.	Branch	\$0	42259901	Trucking & Warehousing
WILLIS & ELSIE MAST	Single Location	\$0	42120100	Trucking & Warehousing
WILLS TRUCKING, CO.	Branch	\$0	42130000	Trucking & Warehousing
XPO LOGISTICS FREIGHT, INC.	Branch	\$0	42139903	Trucking & Warehousing
ZINCK'S IN BERLIN INC	Branch	\$0	42250000	Trucking & Warehousing
BELLAIRE HARBOR SERVICE, LLC	Single Location	\$5,451,797	44929902	Water Transportation
TIDEWATER RIVER RAIL OPERATING LLC	Single Location	\$5,000,000	44910202	Water Transportation
MON RIVER TOWING, INC.	Single Location	\$2,941,623	44499903	Water Transportation
MURRAY AMERICAN RIVER TOWING, INC.	Headquarters	\$2,877,779	44920000	Water Transportation

WELLSVILLE TERMINALS COMPANY	Headquarters	\$2,501,573	44910202	Water Transportation
A M & O TOWING, INC.	Single Location	\$2,144,247	44920000	Water Transportation
BILLSON TOWING COMPANY INC	Single Location	\$859,013	44929902	Water Transportation
L & J BOWERS INCORPORATED	Single Location	\$614,387	44910100	Water Transportation
BASS ENVIRONMENTAL LLC	Single Location	\$344,787	44990200	Water Transportation
PIER 48 STEVEDORING LLC	Single Location	\$148,907	44910102	Water Transportation
AMERICAN DOCK SYSTEMS	Single Location	\$139,310	44910201	Water Transportation
CAPTAIN EDDINGER, DENNIS & SON MARINE SERVICE INC	Single Location	\$130,000	44990102	Water Transportation
SAIL LAKE ERIE LLC	Single Location	\$110,000	44990304	Water Transportation
MARINA RAYLAND	Single Location	\$83,858	44929901	Water Transportation
PHILLIPS DOCK & DOOR LLC	Single Location	\$76,222	44910201	Water Transportation
BOWERS L&J RIVER TERMINAL	Single Location	\$75,000	44910202	Water Transportation
MISSIONARY MAINTENANCE SERVICES AVIATION INC	Single Location	\$1,936,212	45810201	Transportation by Air
SOUTHEASTERN OHIO AIR SERVICE, INC.	Single Location	\$886,326	45810202	Transportation by Air
CORBI AIRCRAFT SALES INC	Single Location	\$862,484	45810202	Transportation by Air
CAMBRIDGE AREA REGIONAL AIRPORT AUTHORITY	Single Location	\$723,511	45810301	Transportation by Air
PROFESSIONALS AVIATION COMPANY, INC.	Single Location	\$670,366	45220102	Transportation by Air
LAMP AIRCRAFT SERVICE INC	Single Location	\$497,069	45810202	Transportation by Air
CARROLL COUNTY AIRPORT AUTHORITY	Single Location	\$352,652	45819903	Transportation by Air
ROCK AVIATION SERVICES INC	Single Location	\$295,443	45810202	Transportation by Air
MAC AVIATION INC	Single Location	\$244,042	45810000	Transportation by Air
SALEM AIR PARK	Single Location	\$220,463	45810301	Transportation by Air
E & S AIRCRAFT INC	Single Location	\$178,830	45220102	Transportation by Air
ALDERMAN FLYING SERVICE INC	Single Location	\$154,716	45810301	Transportation by Air
CITY OF ZANESVILLE	Single Location	\$149,331	45810301	Transportation by Air
CHARLES E NORMAN	Single Location	\$140,877	45810000	Transportation by Air
JOHNS LANDING AIRPORT (90I3)	Single Location	\$121,817	45810301	Transportation by Air
COLES AIRCRAFT	Single Location	\$120,684	45810000	Transportation by Air
PETRO HELIPORT (40I1)	Single Location	\$113,437	45810000	Transportation by Air
SALEM AIR PARK	Single Location	\$112,710	45810000	Transportation by Air



GNADENHUTTEN AIRPORT (3OH8)	Single Location	\$111,959	45810301	Transportation by Air
RIVERSIDE AIRPORT (OH36)	Single Location	\$110,000	45810000	Transportation by Air
RIVERVIEW AIRPORT (OA85)	Single Location	\$110,000	45810301	Transportation by Air
AERO TRANSPORTATION, INC.	Single Location	\$102,329	45810000	Transportation by Air
PORTER AIRPORT (OH92)	Single Location	\$98,013	45810301	Transportation by Air
PROFESSIONAL AVIATION AIRCRAFT SERVICES, LLC	Single Location	\$950,000	45810202	Transportation by Air
BELMONT COUNTY REGIONAL AIRPORT AUTHORITY	Single Location	\$89,051	45810301	Transportation by Air
AVIATION SAFETY GROUP INC	Single Location	\$89,000	45810000	Transportation by Air
AERO FLIGHT CENTER AIRPORT (55OI)	Single Location	\$88,000	45810000	Transportation by Air
SALEM LAKEFRONT AIRPORT (OH27)	Single Location	\$88,000	45810000	Transportation by Air
YORK AERODROME (8OH4)	Single Location	\$88,000	45810301	Transportation by Air
AIRPORT RICHARD DOWNING	Single Location	\$87,000	45810301	Transportation by Air
EDDY DEWS MEMORIAL AIRPARK	Single Location	\$85,000	45810000	Transportation by Air
TRI CITY AIRMEN INC	Single Location	\$85,000	45810301	Transportation by Air
BROTHERS AVIATION AIRPORT (9OI8)	Single Location	\$84,000	45810000	Transportation by Air
MASSENGILL AIRPORT (7OI9)	Single Location	\$83,000	45810301	Transportation by Air
CARROLL COUNTY-TOLSON AIRPORT (TSO)	Single Location	\$76,881	45810000	Transportation by Air
CDI - CAMBRIDGE MUNICIPAL AIRPORT	Single Location	\$76,881	45810000	Transportation by Air
G-FORCE AVIATION	Single Location	\$76,881	45810200	Transportation by Air
NORMAN AVIATION, LLC	Single Location	\$76,881	45810000	Transportation by Air
PARASTAR AVIATION LLC	Single Location	\$76,881	45810000	Transportation by Air
GOOSE BOTTOM AVIATION, LLC	Single Location	\$76,000	45810000	Transportation by Air
HIBBETTS AIRPORT (OI11)	Single Location	\$76,000	45810301	Transportation by Air
CORBI AIR, INC.	Single Location	\$74,604	45810202	Transportation by Air
TAILDRAGGER AIRPORT (OA00)	Single Location	\$73,649	45810301	Transportation by Air
COSHOCTON AIRPORT AMPITHEATER	Single Location	\$70,952	45810301	Transportation by Air
RIDGEVIEW AVIATION, LLC	Single Location	\$66,447	45810000	Transportation by Air
GRAHAM ENTERPRISES	Single Location	\$62,927	45139901	Transportation by Air
EDDIE DEW MEMORIAL AIRPARK (1G8)	Single Location	\$50,979	45810301	Transportation by Air
CENTRAL AIR FLIGHT TRAINING LLC	Single Location	\$25,146	45810000	Transportation by Air

COUNTY OF COSHOCTON	Branch	\$0	45810301	Transportation by Air
COUNTY OF GUERNSEY	Branch	\$0	45810000	Transportation by Air
COUNTY OF HOLMES	Branch	\$0	45810301	Transportation by Air
COUNTY OF JEFFERSON	Branch	\$0	45810301	Transportation by Air
FEDERAL EXPRESS CORPORATION	Branch	\$0	45819901	Transportation by Air
CE ACQUISITION CO LLC	Single Location	\$10,257,429	46130000	Pipelines, Except Natural Gas
C&M HILLTOP, INC.	Single Location	\$7,092,539	46120000	Pipelines, Except Natural Gas
UNION PIPELINE	Single Location	\$568,170	46120000	Pipelines, Except Natural Gas
ALLEGHENY PIPELINE COMPANY	Single Location	\$403,925	46120000	Pipelines, Except Natural Gas
HADDEN TRANSPORT LLC	Single Location	\$210,000	46139901	Pipelines, Except Natural Gas
MARATHON ASHLAND PIPE LINE CO	Single Location	\$0	46120000	Pipelines, Except Natural Gas
MARATHON PIPE LINE LLC	Branch	\$0	46120000	Pipelines, Except Natural Gas
BATES METAL PRODUCTS, INC.	Single Location	\$11,073,653	47830000	Transportation Services
TGS INTERNATIONAL, INC.	Single Location	\$10,144,173	47310200	Transportation Services
CONTROLLED CHAOS ENERGY SERVICES LLC	Single Location	\$6,000,000	47890102	Transportation Services
PARAGON INTEGRATED SERVICES GROUP LLC	Headquarters	\$5,437,899	47310200	Transportation Services
INTER-MODAL HOLDING LLC	Single Location	\$4,500,000	47310200	Transportation Services
TRIPLE B TRUCKING, INC.	Single Location	\$4,341,820	47310200	Transportation Services
AMERISTATE TRANSPORTATION LLC	Single Location	\$1,800,000	47890102	Transportation Services
MOUNTAINEER PRODUCTS, INC.	Single Location	\$1,797,711	47890100	Transportation Services
REESE TRUCKING INC.	Single Location	\$1,576,320	47899901	Transportation Services
STERLING TRANSFER, LLC	Single Location	\$1,497,876	47890000	Transportation Services
JA EUBANKS INC	Single Location	\$1,466,694	47310104	Transportation Services
LINCO LOGISTICS, LTD	Single Location	\$1,453,548	47310202	Transportation Services
ABSOLUTE TRANSPORTATION, INC.	Single Location	\$1,102,468	47310101	Transportation Services
SCIO PACKAGING CORP.	Single Location	\$999,606	47839903	Transportation Services
NUWAY LOGISTICS GROUP, LLC	Single Location	\$968,778	47310000	Transportation Services
FIRST CLASS TRANSPORT	Single Location	\$953,614	47890000	Transportation Services
GLT LOGISTICS, LLC	Single Location	\$929,211	47310200	Transportation Services
THE MID ATLANTIC WOLF PACK LLC	Single Location	\$927,781	47890000	Transportation Services

M N K TRUCKING INC	Single Location	\$868,456	47310104	Transportation Services
MONVALLEY TRANSPORTATION CENTER, INC.	Single Location	\$840,153	47890102	Transportation Services
WRIGHT LOGISTIC SOLUTIONS LLC	Single Location	\$758,573	47890000	Transportation Services
SUPREME TRAM	Single Location	\$720,000	47310104	Transportation Services
ALL POINTS TRANSPORTATION SERVICES	Single Location	\$719,234	47890100	Transportation Services
ET EFFICIENT TRANSPORTATION OF	Single Location	\$699,126	47890000	Transportation Services
RUSH TRANSPORT LLP	Single Location	\$694,345	47890000	Transportation Services
INDEPENDENCE RAIL WORKS, LTD.	Single Location	\$671,592	47310000	Transportation Services
SANDBOX LOGISTICS	Single Location	\$636,865	47890000	Transportation Services
MOBILE I B C SERVICES LTD	Single Location	\$559,283	47890000	Transportation Services
A & A TRANSPORT LLC	Single Location	\$537,363	47890000	Transportation Services
PATRIOT EXPRESS INC	Single Location	\$500,279	47890000	Transportation Services
S P M FLEET SERVICES INC	Single Location	\$494,584	47890000	Transportation Services
COBBCO TRANSPORTATION, LLC	Single Location	\$481,482	47890102	Transportation Services
PDQUALITY TRANSPORT LLC	Single Location	\$474,794	47899901	Transportation Services
SHOTGUN EXPRESS LLC	Single Location	\$461,762	47890000	Transportation Services
TOTAL TRANSPORTATION, LLC	Single Location	\$435,395	47890000	Transportation Services
TRANSPORTATION MANAGEMENT CONS	Single Location	\$429,228	47310104	Transportation Services
NEO TRANSPORTATION LLC	Single Location	\$414,287	47890000	Transportation Services
FRABEL TRANSPORTATION, INC	Single Location	\$398,473	47310104	Transportation Services
LJY TRANSPORT, LLC	Single Location	\$396,751	47890000	Transportation Services
OHIO DRAYAGE LLC	Single Location	\$394,980	47890000	Transportation Services
CHARLIES TRANSPORT LLC	Single Location	\$383,833	47890000	Transportation Services
HOPELINE LOGISTICS LLC	Single Location	\$371,702	47890000	Transportation Services
ANIMAL ENTERPRISE WORLDWIDE, LLC	Single Location	\$371,298	47890102	Transportation Services
DIAMOND ROUGH SERVICES LLC	Single Location	\$368,397	47310000	Transportation Services
TRANS X LOGISTICS LLC	Single Location	\$365,095	47890000	Transportation Services
WHITESTONES LOGISTICS LLC	Single Location	\$364,448	47890100	Transportation Services
R R STEWART LLC	Single Location	\$344,039	47890100	Transportation Services
B & C WATER SERVICE	Single Location	\$338,934	47890000	Transportation Services

CLINT PERRY TRANSPORTATION, LLC	Single Location	\$335,858	47890102	Transportation Services
FORDCOM TOWER SERVICE LLC	Single Location	\$334,846	47310000	Transportation Services
MDR TRANSPORT LLC	Single Location	\$303,873	47890000	Transportation Services
KELLEY ENTERPRISE LLC	Single Location	\$301,934	47890000	Transportation Services
ACME SUPER SONIC TRANSPORTATION	Single Location	\$301,875	47310102	Transportation Services
AVA LOGISTICS LLC	Single Location	\$291,822	47890000	Transportation Services
AGAPE TRANSPORTATION	Single Location	\$291,114	47890000	Transportation Services
STRAIGHT FORWARD TRANSPORTATIO	Single Location	\$287,885	47890000	Transportation Services
JP GRAHAM TRANSPORT INC	Single Location	\$279,565	47310104	Transportation Services
ASW RECOVERY, INC.	Single Location	\$274,498	47310000	Transportation Services
KENNY ADAMS TRANSFER, LLC	Single Location	\$271,044	47890000	Transportation Services
HILTABRAND EXPRESS COMPANY LLC	Single Location	\$267,133	47310000	Transportation Services
WHITESIDE DEALER SHIP	Single Location	\$265,048	47890000	Transportation Services
BRICKNER WATER TRANSPORT	Single Location	\$264,139	47890000	Transportation Services
LTR INDUSTRIES, LLC	Single Location	\$263,272	47310000	Transportation Services
FAIRVIEW COUNTRY SALES, LLC	Single Location	\$263,217	47890300	Transportation Services
HIGH CALIBER TRANSPORTATION, INC.	Single Location	\$261,535	47890000	Transportation Services
HONEY RUN TRANSPORT, LTD.	Single Location	\$259,041	47890000	Transportation Services
TUSKY TRANSPORT LLC	Single Location	\$257,999	47890000	Transportation Services
RICKY T, INC.	Single Location	\$256,974	47310102	Transportation Services
SP ENTERPRISES	Single Location	\$252,027	47310000	Transportation Services
EK EXPRESS LLC	Single Location	\$251,779	47310000	Transportation Services
T & D TRANSPORT LLC	Single Location	\$242,858	47890000	Transportation Services
COLT FREIGHT LINE LLC	Single Location	\$238,253	47890000	Transportation Services
D & E LOGISTICS, INC.	Single Location	\$237,367	47890000	Transportation Services
COLUMBUS AND OHIO	Single Location	\$236,057	47319904	Transportation Services
CKC TRANSPORT, LLC	Single Location	\$232,023	47310200	Transportation Services
RAINIER TRANSPORT LLC	Single Location	\$227,890	47890000	Transportation Services
BLACKSTOCK TRANSPORT, LLC	Single Location	\$226,900	47890000	Transportation Services
T K ENTERPRISE OF OHIO INC.	Single Location	\$220,744	47890100	Transportation Services

XELENT TRANSPORTATION LLC	Single Location	\$220,000	47890000	Transportation Services
BLB LOGISTIC'S LLC	Single Location	\$219,674	47890000	Transportation Services
2X TRANSPORTATION, LLC	Single Location	\$218,455	47890000	Transportation Services
CREST OILFIELD LOGISTICS	Single Location	\$218,385	47890000	Transportation Services
GARROTTS TRANSPORT	Single Location	\$217,415	47890000	Transportation Services
MTB TRANSPORT	Single Location	\$214,850	47890000	Transportation Services
FREIGHT CARGO SERVICES INC	Single Location	\$210,000	47310200	Transportation Services
DUTCH TRANSPORT, LLC	Single Location	\$207,167	47890000	Transportation Services
TRANSLOAD SOLUTIONS	Single Location	\$203,052	47890102	Transportation Services
GRACESON TRANSPORT, LLC	Single Location	\$202,617	47890000	Transportation Services
R&W TRANSPORT LLC	Single Location	\$202,610	47890000	Transportation Services
SMITH MEDICAL TRANSPORTATIONS, INC.	Single Location	\$200,152	47890000	Transportation Services
1ST CHOICE FREIGHT	Single Location	\$200,000	47890000	Transportation Services
SHALE TRANSPORTATION, INC.	Single Location	\$200,000	47890100	Transportation Services
THELMA'S FLAG CAR SERVICES LLC	Single Location	\$198,457	47890101	Transportation Services
1ST CHOICE FREIGHT	Single Location	\$197,852	47310100	Transportation Services
KHR SERVICES	Single Location	\$195,241	47890000	Transportation Services
KARALAN TRANSPORTATION LLC	Single Location	\$194,993	47890000	Transportation Services
RANDY DUNLAP	Single Location	\$192,208	47890000	Transportation Services
SIDDLE TRANSPORT INC	Single Location	\$190,000	47890000	Transportation Services
EAGLE WING REFRIGERATED TRANSPORTATION	Single Location	\$189,598	47890000	Transportation Services
CONTAINER TRANSPORTATION CORP.	Single Location	\$184,408	47890000	Transportation Services
BRIGHTON TRANSFER & SCALES & STORAGE	Single Location	\$180,000	47310104	Transportation Services
WALKER TRANSPORTATION LLC	Single Location	\$178,966	47890000	Transportation Services
JAYS R P S INC	Single Location	\$176,688	47890000	Transportation Services
HOMETOWN MOVERS LLC	Single Location	\$176,364	47890100	Transportation Services
COMPLIANT SOURCING AND LOGISTICS LLC	Single Location	\$176,134	47310000	Transportation Services
TUSKY TRANSPORT LLC	Single Location	\$170,995	47890000	Transportation Services
NATIONWIDE EXPRESS SERVICES	Single Location	\$169,062	47890000	Transportation Services
P & L TRANSPORTATION OF HOLMES	Single Location	\$168,108	47890000	Transportation Services

AMERICAN MILL SERVICES LLC	Single Location	\$164,556	47890000	Transportation Services
BRENDA ROSSITER	Single Location	\$163,179	47890000	Transportation Services
MAURY MOBILE HOME TRANSPORT	Single Location	\$162,794	47890000	Transportation Services
CRAIG W JOHNSON	Single Location	\$160,000	47310100	Transportation Services
TEN MILE OF OHIO, LLC	Single Location	\$159,730	47310200	Transportation Services
J & M FAARMS	Single Location	\$158,173	47890000	Transportation Services
MID-RIVER TRANSPORT LLC	Single Location	\$156,965	47890000	Transportation Services
BBM TRANSPORT INC	Single Location	\$156,956	47890000	Transportation Services
ATM LOGISTICS 2, INC.	Single Location	\$155,878	47890000	Transportation Services
G & D LOGISTICS, LLC	Single Location	\$153,096	47890000	Transportation Services
MILLER JE TRANSPORT LLC	Single Location	\$151,119	47310000	Transportation Services
B&F TRANSPORT LLC	Single Location	\$150,863	47890000	Transportation Services
BMG TRANSPORT LLC	Single Location	\$150,447	47890000	Transportation Services
SUPERIOR HOT SHOT LLC	Single Location	\$150,247	47890000	Transportation Services
JMK LOGISTICS, LTD.	Single Location	\$150,125	47890000	Transportation Services
TRAIL BOTTOM TRANSPORT, LLC	Single Location	\$149,942	47890100	Transportation Services
TRIUMPHANT TRANSPORT, LLC	Single Location	\$149,581	47890000	Transportation Services
LANDSBERGER TRANSPORTATION LLC	Single Location	\$146,414	47310000	Transportation Services
AMERICAN VIEW GLOBAL LOGISTICS INC.	Single Location	\$143,185	47890000	Transportation Services
R&S HOSTETLER TRUCKING INC	Single Location	\$139,461	47310104	Transportation Services
BRADLEY J BENNETT JR	Single Location	\$138,484	47890000	Transportation Services
DIAMOND B LOGISTICS LLC	Single Location	\$138,435	47890000	Transportation Services
DOUBLE NICKEL TRANSPORT LLC	Single Location	\$137,483	47890000	Transportation Services
R & F TRANSPORTATION LLC	Single Location	\$136,902	47890000	Transportation Services
JP CASPER TRANSPORTATION LLC	Single Location	\$136,749	47890000	Transportation Services
D3KT TRANSPORT, LLC	Single Location	\$136,718	47890000	Transportation Services
M YODER TRANSPORT, LLC	Single Location	\$136,697	47890000	Transportation Services
ROLLIN ON FAITH L.L.C.	Single Location	\$136,199	47890100	Transportation Services
TOTAL TRANSPORTATION LLC	Single Location	\$135,626	47890000	Transportation Services
TATUM TRANSPORTATION SERVICES LLC	Single Location	\$134,949	47890000	Transportation Services

DOVER TRANSPORT INC	Single Location	\$134,136	47890000	Transportation Services
BARBARA GILCRIST	Single Location	\$132,644	47890000	Transportation Services
LEVICOR LOGISTICS, LLC	Single Location	\$132,550	47310000	Transportation Services
FORTY8 TRANSPORTATION LLC	Single Location	\$132,113	47890000	Transportation Services
VINTAGE TRANSPORTATION, LLC	Single Location	\$130,654	47890000	Transportation Services
C & J TRANSPORT, LLC	Single Location	\$130,265	47890000	Transportation Services
CONTROL SYSTEMS TRANSPORT	Single Location	\$130,000	47890000	Transportation Services
L & M LOGISTICS LLC	Single Location	\$130,000	47890000	Transportation Services
WHITEGOLD ENERGY SERVICES LLC	Single Location	\$128,271	47890000	Transportation Services
KEIM EXPRESS TRANSPORT, LLC	Single Location	\$127,927	47310000	Transportation Services
BRAGG TRANSPORTATION LLC	Single Location	\$124,482	47890000	Transportation Services
ASAP TOWING AND RECOVERY	Single Location	\$124,065	47890000	Transportation Services
KYODY TRANSPORT, LTD	Single Location	\$123,974	47890000	Transportation Services
W5 TRANSPORT LLC.	Single Location	\$123,370	47890000	Transportation Services
GREEN RIDGE TRANSPORT LLC	Single Location	\$122,922	47890000	Transportation Services
TUSK TRANSPORTING AND EXPEDITING	Single Location	\$122,595	47890000	Transportation Services
BL MULLET TRANSPORT, LLC	Single Location	\$122,096	47890000	Transportation Services
NASHPORT TRANSPORT LLC	Single Location	\$121,735	47890000	Transportation Services
BEAR RUN TRANSPORT LLC	Single Location	\$121,210	47890000	Transportation Services
EAGLE AUTO TRANSPORT, LLC	Single Location	\$120,000	47890000	Transportation Services
HOLMES TRANSPORTATION SYSTEM	Single Location	\$120,000	47890000	Transportation Services
NATURES WAY'S HEALTY LIVING TECHNOLOGIES	Single Location	\$120,000	47310000	Transportation Services
NEIL H GOTT	Single Location	\$120,000	47890000	Transportation Services
ROBERT M HERRMAN	Single Location	\$120,000	47890000	Transportation Services
JCC TRANSPORTATION	Single Location	\$119,882	47890000	Transportation Services
WARRIOR TRANSPORT	Single Location	\$119,130	47890000	Transportation Services
LEE TRANSPORT LLC.	Single Location	\$117,192	47890000	Transportation Services
SUNRISE TRANSPORT, INC.	Single Location	\$116,814	47890000	Transportation Services
ALPHA INFINITY UNIVERSAL TRANSPORT LLC	Single Location	\$116,343	47890000	Transportation Services
B&D OUTDOOR SOLUTIONS LLC	Single Location	\$116,297	47310000	Transportation Services

CARDINAL FREIGHT SERVICE, LLC	Single Location	\$116,297	47310000	Transportation Services
CARRIE L BENZEL	Single Location	\$116,297	47310000	Transportation Services
CHARTERKINGS LLC	Single Location	\$116,297	47310000	Transportation Services
DOUGLAS E HOLLIDAY	Single Location	\$116,297	47310000	Transportation Services
FEATHERMAN SERVICES LLC	Single Location	\$116,297	47310000	Transportation Services
FORCES UNITED NATURALLY LLC	Single Location	\$116,297	47310000	Transportation Services
HIGH SPEED HOTSHOT, LLC	Single Location	\$116,297	47310000	Transportation Services
HORNBECK HAULERS LLC	Single Location	\$116,297	47310000	Transportation Services
HX5 FREIGHT MANAGEMENT LLC	Single Location	\$116,297	47310000	Transportation Services
LEGION FREIGHT SOLUTIONS INC.	Single Location	\$116,297	47310000	Transportation Services
MACENKO EXPRESS LLC	Single Location	\$116,297	47310000	Transportation Services
MIDDLETON'S OUTDOOR SERVICES, LLC	Single Location	\$116,297	47310000	Transportation Services
MJ ENERGY INC.	Single Location	\$116,297	47310000	Transportation Services
MOB LLC	Single Location	\$116,297	47310000	Transportation Services
PROLINE EXTERIORS LLC	Single Location	\$116,297	47310000	Transportation Services
R&G FREIGHT LLC	Single Location	\$116,297	47310000	Transportation Services
SIMMONS CHARTER SERVICE LLC	Single Location	\$116,297	47310000	Transportation Services
SOARING EAGLE EXPRESS LLC	Single Location	\$116,297	47310000	Transportation Services
SWARTZ TRANSPORT, LLC	Single Location	\$116,297	47310000	Transportation Services
T & M TRANSFER, LLC	Single Location	\$116,297	47310000	Transportation Services
VELAR INC.	Single Location	\$116,297	47310000	Transportation Services
WINDRIDGE EXCAVATING LLC	Single Location	\$116,297	47310000	Transportation Services
RJJ TRANSPORT, LLC	Single Location	\$116,265	47890000	Transportation Services
J.MACS TRANSPORT LLC	Single Location	\$115,239	47890000	Transportation Services
GO PLACES LOGISTICS	Single Location	\$113,978	47890000	Transportation Services
R & R MASTERS TRANSPORTATION, LLC	Single Location	\$112,962	47890000	Transportation Services
AMERICAN TRANSPORT LLC	Single Location	\$112,786	47890000	Transportation Services
OHIO VALLEY MOVING CO.	Single Location	\$111,972	47890000	Transportation Services
CLOUDLINK LOGISTICS, INC.	Single Location	\$110,483	47890000	Transportation Services
FUSION TRANSPORT LTD	Single Location	\$110,427	47890000	Transportation Services



C&D TRANSPORTATION LLC	Single Location	\$110,000	47890000	Transportation Services
D B EXPEDITING AND LOGISTICS INC	Single Location	\$110,000	47890000	Transportation Services
DANI ALDEA TRANSPORT	Single Location	\$110,000	47890000	Transportation Services
DYNASTY TRANSPORT & RECOVERY	Single Location	\$110,000	47890000	Transportation Services
J & S LOGISTICS LLC	Single Location	\$110,000	47890000	Transportation Services
J D SHETLER TRANSPORT	Single Location	\$110,000	47890000	Transportation Services
K RAY TRANSPORTATION LLC	Single Location	\$110,000	47890000	Transportation Services
L&L TRANSPORT LLC	Single Location	\$110,000	47890000	Transportation Services
RON'S FREIGHT	Single Location	\$110,000	47890000	Transportation Services
TOP HAT TRANSPORT INC	Single Location	\$110,000	47890000	Transportation Services
SCOTT AUTO TRANSPORT, LLC	Single Location	\$109,685	47890000	Transportation Services
BRYKAY TRANSPORT	Single Location	\$109,675	47890000	Transportation Services
GRIMES TRANSPORT, LLC.	Single Location	\$108,634	47890101	Transportation Services
3RB LOGISTICS LLC	Single Location	\$107,974	47890000	Transportation Services
AMERICAN PIPELINE LOGISTICS LLC	Single Location	\$107,974	47890000	Transportation Services
TOWN & COUNTRY TRANSPORT, LLC	Single Location	\$107,719	47890000	Transportation Services
BMW TRANSPORTAION	Single Location	\$107,223	47890000	Transportation Services
DSK TRANSPORT INC	Single Location	\$107,133	47890000	Transportation Services
AR PREMIER TRANSPORT LLC	Single Location	\$106,842	47890000	Transportation Services
PURPLE RIBBON TRANSPORT LLC	Single Location	\$106,814	47890000	Transportation Services
TRANSPORTATION LLC	Single Location	\$105,564	47890000	Transportation Services
CHRIS A WOLFE	Single Location	\$105,168	47890000	Transportation Services
ERIC'S MARINE TRANSPORT, LLC	Single Location	\$103,880	47890000	Transportation Services
RAILWAY SAFETY SERVICES LLC.	Single Location	\$103,723	47310000	Transportation Services
FULL SERVICE TRANSPORT LLC	Single Location	\$103,510	47890000	Transportation Services
KLL, LLC	Single Location	\$102,789	47890000	Transportation Services
FMC TRANSPORT LLC	Single Location	\$101,778	47890000	Transportation Services
SANDBOX TRANSPORTATION	Single Location	\$101,306	47890000	Transportation Services
R D TRANSPORTATION SVCS LLC	Single Location	\$100,760	47310100	Transportation Services
DOUBLE H LOGISTICS LLC	Single Location	\$100,248	47890000	Transportation Services

A & P TRANSPORT INC	Single Location	\$100,000	47890000	Transportation Services
DA TRANSPORTATION	Single Location	\$100,000	47890000	Transportation Services
HOLMES WAYNE TRANSPORTATION	Single Location	\$100,000	47890000	Transportation Services
HUSKY TRANSPORTATION SERVICE	Single Location	\$100,000	47890000	Transportation Services
MJM TRANSPORT INC	Single Location	\$100,000	47890000	Transportation Services
R W NEWKIRK TRANSPORT INC	Single Location	\$100,000	47890000	Transportation Services
TOMAR TRANSPORT LLC	Single Location	\$100,000	47890000	Transportation Services
TRENETTE TRANSPORT LLC	Single Location	\$100,000	47890000	Transportation Services
JK SERVICES OF OHIO LLC	Single Location	\$99,996	47890000	Transportation Services
NEWELL BRIDGE CO	Single Location	\$99,398	47850101	Transportation Services
EMERGENCY MED TRANSPORT	Single Location	\$99,000	47890000	Transportation Services
CPC TRANSPORTATION LLC	Single Location	\$98,384	47890000	Transportation Services
BRIAN KINNER	Single Location	\$97,926	47890000	Transportation Services
WD II LOGISTICS LLC	Single Location	\$97,893	47890000	Transportation Services
DEB FREIGHT BROKERS	Single Location	\$0	47310102	Transportation Services
WATER TRANSPORT, LLC	Single Location	\$5,000,000	47890100	Transportation Services
GELZHISER TRUCKING	Single Location	\$1,022,000	47890102	Transportation Services
BYESVILLE SCENIC RAILWAY INC	Single Location	\$462,444	47890200	Transportation Services
TONN APIARIES, LLC	Single Location	\$300,000	47839903	Transportation Services
KIM RILEY	Single Location	\$220,000	47899901	Transportation Services
C2 TRANSPORTATION LLC	Single Location	\$180,000	47890000	Transportation Services
STONEMAN TRANSPORT, LLC	Single Location	\$128,479	47890000	Transportation Services
VALLEY CARTAGE HOTSHOT TRANS.	Single Location	\$123,992	47890000	Transportation Services
BANNER TRANSPORT SERVICES LLC	Single Location	\$115,294	47890000	Transportation Services
TRIPLE L LOGISTICS LLC	Single Location	\$111,186	47890000	Transportation Services
STRAIGHT A'S TRANSPORT LLC	Single Location	\$97,099	47890000	Transportation Services
BEAVER TWP FIRE&RESCUE	Single Location	\$97,000	47890000	Transportation Services
J&R LOGISTICS PARTNERS	Single Location	\$97,000	47890000	Transportation Services
INTRUST TRANSPORTATION LLC	Single Location	\$95,939	47890000	Transportation Services
S & K TRANSPORT LOGISTICS LLC	Single Location	\$95,878	47890000	Transportation Services

MDH TRANSPORTATION, LLC	Single Location	\$95,626	47890000	Transportation Services
FULON MOVERS	Single Location	\$95,000	47890100	Transportation Services
JEWELL COURIER SERVICE	Single Location	\$95,000	47310000	Transportation Services
PINNACLE FREIGHTLINE	Single Location	\$95,000	47890000	Transportation Services
SALWA RAHUMA	Single Location	\$95,000	47890000	Transportation Services
ZANE TRANSPORTATION INC.	Single Location	\$94,496	47890000	Transportation Services
A & R TRUCKING & TRANSPORT INC	Single Location	\$94,000	47890000	Transportation Services
DECORO LOGISTIC	Single Location	\$94,000	47890000	Transportation Services
TRI-STATE BARN TRANSPORT	Single Location	\$94,000	47890000	Transportation Services
JCW AND SONS, LLC	Single Location	\$93,932	47890000	Transportation Services
COBLENTZ TRANSPORT	Single Location	\$93,443	47890000	Transportation Services
POWERS OVERNIGHT EXPRESS, LLC	Single Location	\$93,305	47890000	Transportation Services
S & S MOTORWAYS, LLC	Single Location	\$93,142	47890000	Transportation Services
MARBO TRANSPORTATION SERVICE	Single Location	\$92,861	47890000	Transportation Services
JKT TRANSPORT LLC	Single Location	\$92,000	47890000	Transportation Services
NATIONAL FREIGHT INC	Single Location	\$92,000	47890000	Transportation Services
TLK TRUCKING, LLC	Single Location	\$91,922	47310000	Transportation Services
WILFONG TRANSPORTATION INC	Single Location	\$91,688	47890000	Transportation Services
BOB'S FUN BUS, LLC	Single Location	\$91,668	47890000	Transportation Services
GORDONS TOW & TRANSPORT LLC	Single Location	\$91,523	47890000	Transportation Services
T&T TRANSPORT	Single Location	\$91,509	47890000	Transportation Services
VENTURE TRANSPORT SERVICES LLC	Single Location	\$91,438	47890000	Transportation Services
AMERICAN LOGISTICS OF OHIO LTD.	Single Location	\$91,000	47890000	Transportation Services
GWI TRANSPORT, INC	Single Location	\$91,000	47890000	Transportation Services
IDEAL TRANSPORTATION LLC	Single Location	\$91,000	47890000	Transportation Services
JAMES MCCUNE DBA MCCUNE TRANSPORT	Single Location	\$91,000	47890000	Transportation Services
LOW ROAD LOGISTICS LLC	Single Location	\$91,000	47890000	Transportation Services
NCK TRANSPORT LLC	Single Location	\$91,000	47890000	Transportation Services
KNA LOGISTICS LLC	Single Location	\$90,207	47890000	Transportation Services
AGAPETRANSPORTATION	Single Location	\$90,000	47890000	Transportation Services

ASSURE TRANSPORT LLC	Single Location	\$90,000	47890000	Transportation Services
DEAN MILLER TRANSPORT	Single Location	\$90,000	47890000	Transportation Services
DEES TRANSPORT LOGISTICS LLC	Single Location	\$90,000	47890000	Transportation Services
M & M TRANSPORTATION INC	Single Location	\$90,000	47890000	Transportation Services
SCOOTER TRANSPORT LLC	Single Location	\$89,991	47890000	Transportation Services
TREC TRANSPORT, LLC	Single Location	\$89,799	47890000	Transportation Services
TRIPLETT AND ADAMS TRANSPORT PARTNERSHIP LLC	Single Location	\$89,236	47890000	Transportation Services
KEITH REED CHARLES JR	Single Location	\$89,000	47890000	Transportation Services
MARCIA L MANBECK	Single Location	\$89,000	47890000	Transportation Services
WILLIAM JAMES LONKERT	Single Location	\$88,601	47890000	Transportation Services
MAD TRANSPORT	Single Location	\$88,000	47890000	Transportation Services
CHEROKEE TRANSPORT	Single Location	\$87,044	47890000	Transportation Services
ELITE MEDIC TRANSPORT LLC	Single Location	\$87,000	47890000	Transportation Services
S RUBY TRANSPORTATION	Single Location	\$87,000	47890000	Transportation Services
AKC AMISH FURNITURE TRANSPORT	Single Location	\$86,945	47890000	Transportation Services
HAY & SHAE TRANSPORTATION LLC	Single Location	\$86,557	47890000	Transportation Services
ROADMASTER TRANSPORTATION INC	Single Location	\$86,226	47890000	Transportation Services
MILES LOGISTICS INC	Single Location	\$86,000	47890000	Transportation Services
201 TRANSPORT LIMITED LIABILITY COMPANY	Single Location	\$85,595	47890000	Transportation Services
TRANSPORTATION	Single Location	\$85,114	47890000	Transportation Services
ASUS LOGISTICS LLC	Single Location	\$85,040	47890000	Transportation Services
PRICE TRANSPORT	Single Location	\$85,000	47890000	Transportation Services
WURSCHUM ENTERPRISE LLC	Single Location	\$84,561	47890000	Transportation Services
J & J LOGISTICS, LTD	Single Location	\$84,114	47890100	Transportation Services
PRO ROOF SOLUTIONS	Single Location	\$83,794	47890000	Transportation Services
ZOOMING MOVING LLC	Single Location	\$83,049	47890000	Transportation Services
BAD DOG TRANSPORTATION	Single Location	\$83,000	47890000	Transportation Services
DANIELLE S BROWNING	Single Location	\$83,000	47890000	Transportation Services
OR TRANSPORTATION LLC	Single Location	\$83,000	47890000	Transportation Services
SETH R CLIFT	Single Location	\$83,000	47890000	Transportation Services

LTX TRANSPORTATION	Single Location	\$82,813	47890000	Transportation Services
DANA TRANSPORT INC	Single Location	\$82,660	47890000	Transportation Services
DOWNRANGE LOGISTICS INC.	Single Location	\$82,331	47890000	Transportation Services
AUTOMOTIVE TRANSPORT GROUP	Single Location	\$82,000	47890000	Transportation Services
JTF LOGISTICS, LLC	Single Location	\$81,836	47310102	Transportation Services
MIZER FREIGHT SERVICES, LLC	Single Location	\$81,740	47890000	Transportation Services
MOVIN' IRON PILOT CARS & TRAFFIC CONTROL, LLC	Single Location	\$81,318	47850202	Transportation Services
DRAKE LOGISTICS INC	Single Location	\$81,000	47890000	Transportation Services
ICON NATIONAL TRANSPORT LLC	Single Location	\$81,000	47890000	Transportation Services
NANCY LEE	Single Location	\$81,000	47890000	Transportation Services
STOUFFERS TRANSPORT	Single Location	\$81,000	47890000	Transportation Services
Z & L LOGISTICS LLC	Single Location	\$81,000	47890000	Transportation Services
C&H TRANSPORT SERVICES LLC	Single Location	\$80,931	47890100	Transportation Services
EQUIPMENT TRANSPORT	Single Location	\$80,931	47890000	Transportation Services
SHAW BRADFORD	Single Location	\$80,181	47890000	Transportation Services
DALE TRANSPORTATION LLC	Single Location	\$80,155	47890000	Transportation Services
SL TRANSPORTATION LLC	Single Location	\$79,979	47890000	Transportation Services
IGLOO TRANSPORT, LLC	Single Location	\$79,948	47890000	Transportation Services
CHAPMAN TRANSPORT LLC	Single Location	\$79,725	47890000	Transportation Services
CLJ TRANSPORTATION LLC	Single Location	\$79,725	47890000	Transportation Services
JJ'S TRANSPORT LLC	Single Location	\$79,725	47890000	Transportation Services
K-DEN LOGISTICS LLC	Single Location	\$79,725	47890000	Transportation Services
SR4 TRANSPORT LLC	Single Location	\$79,725	47890000	Transportation Services
AZURE LOGISTICS LLC	Single Location	\$79,209	47890000	Transportation Services
BROWNS LOGISTICS, LLC	Single Location	\$79,101	47890000	Transportation Services
COUNTRY SIDE TRANSPORT, LLC	Single Location	\$78,794	47890000	Transportation Services
ARRIVE TRANSPORT, LLC	Single Location	\$78,588	47890000	Transportation Services
HIGH SPEED HOTSHOT LLC	Single Location	\$78,588	47890000	Transportation Services
THEM MOVERS LTD	Single Location	\$78,545	47890100	Transportation Services
HOPPERS TRANSPORT, LLC	Single Location	\$78,486	47890000	Transportation Services

KBS TRANSPORT LLC	Single Location	\$78,486	47890100	Transportation Services
PORTABLE ONE LLC	Single Location	\$78,486	47890000	Transportation Services
THOMAS E ZELLERS JR	Single Location	\$78,486	47890000	Transportation Services
B & H TRANSPORT LLC	Single Location	\$78,140	47890000	Transportation Services
ACE FREIGHT LINES	Single Location	\$77,415	47890000	Transportation Services
B & B MOVING	Single Location	\$77,303	47890000	Transportation Services
STOUT SHIPPING LTD	Single Location	\$76,815	47890000	Transportation Services
RICH'S AMISH TRANSPORTATION SERVICE LLC	Single Location	\$76,219	47890000	Transportation Services
JEFF'S TRANSPORTATION LLC	Single Location	\$76,171	47890000	Transportation Services
FEBLES AUTO TRANSPORT LLC	Single Location	\$75,776	47890000	Transportation Services
K M K TRANSPORT	Single Location	\$75,371	47890000	Transportation Services
N.E.W.S. MOVING LLC	Single Location	\$75,250	47890000	Transportation Services
CANNED TRANSPORTATION LLC	Single Location	\$75,170	47890000	Transportation Services
MCCULLEY TRANSPORTS LLC	Single Location	\$75,107	47890000	Transportation Services
PROMAXX TRUCKING LLC	Single Location	\$75,000	47310201	Transportation Services
JACK LOUIS TRANSPORT, LLC	Single Location	\$74,167	47890000	Transportation Services
DSK TRANSPORT INC	Single Location	\$74,000	47890000	Transportation Services
MIKES TRANSPORTATION LLC	Single Location	\$73,752	47890000	Transportation Services
COMMODITY TRANSPORT LTD.	Single Location	\$73,574	47890000	Transportation Services
DOWN-RIGHT FREIGHT LLC	Single Location	\$73,574	47890000	Transportation Services
J&C TRANSPORT	Single Location	\$73,574	47890000	Transportation Services
NEIHEISEL TRANSPORT LLC	Single Location	\$73,574	47890000	Transportation Services
T YODER TRANSPORT LLC	Single Location	\$73,574	47890000	Transportation Services
YINZER MOVING, LLC	Single Location	\$73,487	47890000	Transportation Services
E AND S TRANSPORTION LLC	Single Location	\$73,356	47890000	Transportation Services
TRAVIS B BLACK	Single Location	\$72,696	47890000	Transportation Services
CREEK TRANSPORT LLC	Single Location	\$72,610	47890000	Transportation Services
BARNES LIEBERTH TRANSPORT LLC	Single Location	\$72,577	47890102	Transportation Services
COMBINED INTERNATIONAL INC	Single Location	\$72,000	47890000	Transportation Services
GTL LOGISTICS INC.	Single Location	\$72,000	47890000	Transportation Services

M C ROSE LOGISTICS INC	Single Location	\$72,000	47890000	Transportation Services
ROBYN A NELSON	Single Location	\$72,000	47890000	Transportation Services
TEDDY BEAR TRANSPORTATION LLC	Single Location	\$72,000	47890000	Transportation Services
ZOOMING MOVING LLC	Single Location	\$71,766	47890000	Transportation Services
BMGTRANSPORT	Single Location	\$71,716	47890000	Transportation Services
GVM TRANSPORT, LLC	Single Location	\$71,409	47890000	Transportation Services
ROBERT R ASHCRAFT	Single Location	\$70,972	47890000	Transportation Services
ENERGY RESOLUTIONS, LLC	Single Location	\$70,940	47310100	Transportation Services
LOGISTICS DIRECT LLC	Single Location	\$70,940	47310100	Transportation Services
TRANSPORT 48, INC.	Single Location	\$70,859	47890000	Transportation Services
AMA TRANSPORT LLC	Single Location	\$70,784	47890000	Transportation Services
FORTY FOUR TRANSPORT LLC	Single Location	\$69,800	47890000	Transportation Services
AVEDA TRANSPORTATION	Single Location	\$69,748	47890000	Transportation Services
CHARLOTTE SERVICES	Single Location	\$69,013	47890000	Transportation Services
JM TRANSPORT, LTD.	Single Location	\$68,912	47890000	Transportation Services
JPA TRANSPORTATION LLC	Single Location	\$68,824	47890000	Transportation Services
SDC LOGISTICS, INC.	Single Location	\$68,163	47890000	Transportation Services
AMERICAN DREAM FREIGHT LLC	Single Location	\$67,517	47890000	Transportation Services
IRON HORSE CARTAGE CO, LLC	Single Location	\$67,255	47890000	Transportation Services
PMJ TRANSPORTATION, INC.	Single Location	\$66,967	47890000	Transportation Services
PHASE 2 LOGISTICS, LLC	Single Location	\$66,895	47890000	Transportation Services
LEATHERWOOD VALLEY TRANSPORT LTD.	Single Location	\$66,812	47890000	Transportation Services
JANEDA LOGISTICS LLC	Single Location	\$66,233	47890000	Transportation Services
SNS FREIGHT LINES, LLC	Single Location	\$65,990	47890000	Transportation Services
T. EVANS TRANSPORT, LTD.	Single Location	\$65,750	47890000	Transportation Services
A.D. FRY TRANSPORT LLC	Single Location	\$65,250	47890000	Transportation Services
HULETT HAUS WORKS & TRANSPORT LLC	Single Location	\$65,072	47890000	Transportation Services
BAILEY, JERAMIAH	Single Location	\$64,850	47890000	Transportation Services
JAY'S	Single Location	\$64,016	47890000	Transportation Services
K&N TRANSPORTATION LLC	Single Location	\$63,982	47890000	Transportation Services

INTERNATIONAL ASSOCIATION OF SHEET METAL AIR RAIL & TRANSPORTATION	Single Location	\$63,420	47890000	Transportation Services
EAGLEWOLFE TRANSPORTATION, LLC	Single Location	\$63,069	47890000	Transportation Services
R WAY TRANSPORT INC.	Single Location	\$63,069	47890000	Transportation Services
KARMA TRANSPORTATION LLC	Single Location	\$63,053	47890000	Transportation Services
BEARCAT ENERGY LOGISTICS, LLC	Single Location	\$62,870	47890000	Transportation Services
RICHARD'S TRANSPORT	Single Location	\$61,525	47890000	Transportation Services
DOUGLAS E KEYSER	Single Location	\$61,461	47890101	Transportation Services
FLAGSHIP SERVICES OF OHIO, INC.	Single Location	\$60,000	47890000	Transportation Services
AKF CARRIERS, LLC	Single Location	\$59,950	47890000	Transportation Services
JOHN M CLARK SR	Single Location	\$55,000	47890000	Transportation Services
D&R TRANSPORT SERVICE LLC	Single Location	\$54,500	47890000	Transportation Services
DAWN STAR SHIPPING LLC	Single Location	\$54,500	47890000	Transportation Services
K 12 SHUTTLE, LLC	Single Location	\$54,500	47890000	Transportation Services
MG TRANSPORTAION	Single Location	\$51,009	47890000	Transportation Services
DAWN A DAVIS	Single Location	\$45,000	47890000	Transportation Services
JR TRANSPORTATION	Single Location	\$43,816	47890000	Transportation Services
BBU SERVICES OF WV, LLC	Branch	\$0	47899901	Transportation Services
BEAVER LOGISTIC INC	Single Location	\$0	47890000	Transportation Services
BUCKEYE TRANSFER LLC	Branch	\$0	47310200	Transportation Services
DIRECT LINE, INC.	Branch	\$0	47310000	Transportation Services
DUTCHMAN TRANSPORTATION	Single Location	\$0	47890000	Transportation Services
KEN SHICK JR & KAREN FISCUS	Single Location	\$0	47890000	Transportation Services
MAVERICK TRANSPORTATION	Single Location	\$0	47890000	Transportation Services
NEWPORT PARTNERS CORP.	Branch	\$0	47310000	Transportation Services
SARATOGA RP EAST LLC	Branch	\$0	47899901	Transportation Services
THE ARMY UNITED STATES DEPARTMENT OF	Branch	\$0	47890100	Transportation Services
TIDEWATER LOGISTICS OPERATING LLC	Branch	\$0	47890100	Transportation Services
AMERICAN ENERGY CORPORATION	Headquarters	\$190,097,051	49110000	Electric, Gas, & Sanitary Services
CARDINAL OPERATING COMPANY INC	Single Location	\$68,671,011	49119902	Electric, Gas, & Sanitary Services
AMERICAN NATURAL GAS, INC.	Single Location	\$21,465,785	49240000	Electric, Gas, & Sanitary Services



HOLMES-WAYNE ELECTRIC COOPERATIVE INC	Headquarters	\$18,640,496	49119901	Electric, Gas, & Sanitary Services
ARMADA E&P OH, LLC	Single Location	\$13,727,445	49410000	Electric, Gas, & Sanitary Services
BUCKEYE WATER DISTRICT	Headquarters	\$6,110,341	49410000	Electric, Gas, & Sanitary Services
CARROLL ELECTRIC COOPERATIVE, INC.	Single Location	\$5,749,097	49119901	Electric, Gas, & Sanitary Services
CARROLL ELECTRIC COOPERATIVE	Single Location	\$4,918,075	49119901	Electric, Gas, & Sanitary Services
JEFFERSON COUNTY WATER & SEWER DISTRICT	Single Location	\$4,422,745	49410000	Electric, Gas, & Sanitary Services
AEP DRESDEN PLANT	Single Location	\$4,083,153	49319901	Electric, Gas, & Sanitary Services
TUSCARAWAS COUNTY METROPOLITAN SEWER DISTRICT	Single Location	\$3,116,731	49520000	Electric, Gas, & Sanitary Services
CLEARFIELD ENERGY INC	Single Location	\$2,792,520	49240000	Electric, Gas, & Sanitary Services
PIEDMONT GAS COMPANY INC	Single Location	\$2,603,890	49240000	Electric, Gas, & Sanitary Services
WENGER ELECTRIC	Single Location	\$2,500,760	49110000	Electric, Gas, & Sanitary Services
UTAH AMERICAN ENERGY INC	Single Location	\$2,447,829	49110000	Electric, Gas, & Sanitary Services
ZANESVILLE ENERGY, LLC	Single Location	\$2,314,451	49390000	Electric, Gas, & Sanitary Services
A. W. TIPKA OIL & GAS, INC.	Single Location	\$1,826,774	49240000	Electric, Gas, & Sanitary Services
TWIN CITY WATER AND SEWER DISTRICT	Single Location	\$1,691,066	49410000	Electric, Gas, & Sanitary Services
THE EAST LIVERPOOL WATER DEPT	Single Location	\$1,340,541	49410000	Electric, Gas, & Sanitary Services
SOUTHEASTERN NATURAL GAS COMPANY	Single Location	\$1,254,502	49229901	Electric, Gas, & Sanitary Services
OHIO RURAL WATER ASSOCIATION	Single Location	\$1,244,237	49410000	Electric, Gas, & Sanitary Services
ATWOOD REGIONAL WATER & SEWER DISTRICT	Single Location	\$1,006,452	49410000	Electric, Gas, & Sanitary Services
RICHARDSON ELECTRIC, LLC	Single Location	\$965,792	49110000	Electric, Gas, & Sanitary Services
BOWERSTON VILLAGE	Headquarters	\$965,406	49410000	Electric, Gas, & Sanitary Services
GASCO, INC	Single Location	\$892,597	49240000	Electric, Gas, & Sanitary Services
DALE'S LAWN CARE, INC.	Single Location	\$855,223	49590101	Electric, Gas, & Sanitary Services
HORIZON PROPANE	Single Location	\$820,000	49230000	Electric, Gas, & Sanitary Services
TRI-COUNTY WATER AUTHORITY	Single Location	\$784,626	49410000	Electric, Gas, & Sanitary Services
MAYSVILLE REGIONAL WATER DISTRICT	Single Location	\$772,215	49410000	Electric, Gas, & Sanitary Services
NEWCOMERSTOWN SOLAR PROJECT 1, LLC	Single Location	\$648,744	49110000	Electric, Gas, & Sanitary Services
BRILLIANT WATER & SEWER DISTRICT	Single Location	\$630,823	49410000	Electric, Gas, & Sanitary Services
EAST MUSKINGUM WATER AUTHORITY	Single Location	\$617,829	49410000	Electric, Gas, & Sanitary Services
MOTION ENERGY, LLC	Single Location	\$548,145	49110000	Electric, Gas, & Sanitary Services

BELLAIRE WATER WORKS	Single Location	\$508,551	49410000	Electric, Gas, & Sanitary Services
WESTERN GUERNSEY REGIONAL WATER SUPPLY DISTRICT	Single Location	\$482,723	49410000	Electric, Gas, & Sanitary Services
NEW PHILADELPHIA CITY OF FIRE DEPARTMEN	Single Location	\$482,253	49520000	Electric, Gas, & Sanitary Services
ALBAUGH ELECTRIC, LLC	Single Location	\$430,473	49110000	Electric, Gas, & Sanitary Services
ARMTRO ELECTRIC INC	Single Location	\$430,000	49110000	Electric, Gas, & Sanitary Services
MORRISTOWN STREET & WATER	Single Location	\$385,574	49410000	Electric, Gas, & Sanitary Services
CAMBRIDGE CITY SEWAGE TREATMENT PLANT	Single Location	\$361,151	49520000	Electric, Gas, & Sanitary Services
WINESBURG AREA DEVELOPMENT CORP	Single Location	\$360,527	49410000	Electric, Gas, & Sanitary Services
PATRIOT WATER TREATMENT, LLC	Single Location	\$345,650	49520000	Electric, Gas, & Sanitary Services
DILLONVALE MOUNT PLEASANT WASTE	Single Location	\$327,020	49520000	Electric, Gas, & Sanitary Services
EVOLUTION ENERGY SERVICES	Single Location	\$322,538	49110000	Electric, Gas, & Sanitary Services
KLINE ELECTRIC, INC.	Single Location	\$305,593	49110000	Electric, Gas, & Sanitary Services
BUCKEYE ENERGY EXCHANGE INC	Single Location	\$305,099	49110000	Electric, Gas, & Sanitary Services
BOWERS, R MIKKALL	Single Location	\$300,000	49119902	Electric, Gas, & Sanitary Services
MORGAN KINDER	Single Location	\$292,139	49240000	Electric, Gas, & Sanitary Services
GREAT WESTERN GAS LLC	Single Location	\$274,476	49250104	Electric, Gas, & Sanitary Services
MILLER OIL, A	Single Location	\$271,631	49250000	Electric, Gas, & Sanitary Services
BELMONT STREET & WATER DEPARTMENT	Single Location	\$267,812	49410000	Electric, Gas, & Sanitary Services
SAINT CLAIRSVILLE MUNICIPAL UTILITIES	Single Location	\$250,000	49110000	Electric, Gas, & Sanitary Services
APPALACHIAN ENERGY	Single Location	\$249,893	49110000	Electric, Gas, & Sanitary Services
SAINT CLAIR TOWNSHIP HIGHWAY GARAGE	Single Location	\$243,377	49590100	Electric, Gas, & Sanitary Services
GREEN ENERGY INITIATIVE LLC	Single Location	\$235,613	49110000	Electric, Gas, & Sanitary Services
NISOURCE INC.	Single Location	\$229,552	49119901	Electric, Gas, & Sanitary Services
KEVIN STATEN	Single Location	\$220,000	49410000	Electric, Gas, & Sanitary Services
MIST N GO INC	Single Location	\$217,415	49619902	Electric, Gas, & Sanitary Services
RICE ENERGY LP	Single Location	\$215,156	49110000	Electric, Gas, & Sanitary Services
JADCO ENERGY, INC.	Single Location	\$213,069	49230000	Electric, Gas, & Sanitary Services
ACCURATE ENERGY SERVICES, LLC	Single Location	\$209,448	49110000	Electric, Gas, & Sanitary Services
NEWCOMERSTOWN SOLAR PROJECT 2, LLC	Single Location	\$200,000	49110000	Electric, Gas, & Sanitary Services
TOMAHAWK UTILITIES, INC	Single Location	\$199,836	49410000	Electric, Gas, & Sanitary Services

WARREN WATER AUTHORITY	Single Location	\$199,399	49410000	Electric, Gas, & Sanitary Services
CLAYPOOL ELECTRIC	Single Location	\$198,723	49110000	Electric, Gas, & Sanitary Services
EGYPT VALLEY ENERGY LLC	Single Location	\$194,441	49110000	Electric, Gas, & Sanitary Services
MORGAN KINDER	Single Location	\$187,731	49229901	Electric, Gas, & Sanitary Services
TEXAS EASTERN	Single Location	\$175,820	49240000	Electric, Gas, & Sanitary Services
BERLIN WATER CO INC	Single Location	\$174,198	49410000	Electric, Gas, & Sanitary Services
CHANCE OIL & GAS, INC.	Single Location	\$172,228	49240000	Electric, Gas, & Sanitary Services
VILLAGE OF DILLONVALE WATER DEPT	Single Location	\$170,000	49410000	Electric, Gas, & Sanitary Services
NISOURCE COLUMBIA GAS OF OHIO	Single Location	\$168,942	49220000	Electric, Gas, & Sanitary Services
C N G TRANSMISSIONS CORPORATION	Single Location	\$165,858	49250000	Electric, Gas, & Sanitary Services
NISOURCE	Single Location	\$160,000	49390000	Electric, Gas, & Sanitary Services
CHERRY RIDGE WATERWORKS, LTD.	Single Location	\$158,266	49410000	Electric, Gas, & Sanitary Services
WATER WORKS	Single Location	\$153,267	49410000	Electric, Gas, & Sanitary Services
BRADCO ENERGY INC	Single Location	\$150,000	49250000	Electric, Gas, & Sanitary Services
EARTH TECH	Single Location	\$150,000	49410000	Electric, Gas, & Sanitary Services
PERSONAL MEMBERSHIP	Single Location	\$146,657	49110000	Electric, Gas, & Sanitary Services
WALNUT CREEK WATER CO	Single Location	\$146,297	49410000	Electric, Gas, & Sanitary Services
SANDY RIDGE SOLAR, LLC	Single Location	\$146,065	49119902	Electric, Gas, & Sanitary Services
SEWAGE TREATMENT PLANT	Single Location	\$140,000	49520000	Electric, Gas, & Sanitary Services
PARADIGM ENERGY, LLC	Single Location	\$136,487	49110000	Electric, Gas, & Sanitary Services
NATURAL GAS SERVICES GROUP	Single Location	\$132,653	49320000	Electric, Gas, & Sanitary Services
MT PLEASANT WATER PLANT	Single Location	\$130,627	49410000	Electric, Gas, & Sanitary Services
PERSONAL MEMBERSHIP	Single Location	\$128,964	49110000	Electric, Gas, & Sanitary Services
CANELLA SNOW PLOWING	Single Location	\$125,780	49590101	Electric, Gas, & Sanitary Services
TICO IRRIGATIONLLC	Single Location	\$123,047	49710000	Electric, Gas, & Sanitary Services
CNG TRANSMISSION CORP	Single Location	\$120,000	49250000	Electric, Gas, & Sanitary Services
KENDLE SNOW REMOVAL EQUIP	Single Location	\$120,000	49590101	Electric, Gas, & Sanitary Services
CONSOLIDATED NATURAL GAS TRANSMISSION CORPORATION	Single Location	\$115,564	49240000	Electric, Gas, & Sanitary Services
NATIONAL GAS & OIL INC	Single Location	\$110,000	49250000	Electric, Gas, & Sanitary Services
WATER WORKS OFFICE	Single Location	\$110,000	49410000	Electric, Gas, & Sanitary Services

NATIONAL GAS OIL CORP	Single Location	\$109,273	49320000	Electric, Gas, & Sanitary Services
WINTERGREEN WATER, LLC	Single Location	\$107,000	49410000	Electric, Gas, & Sanitary Services
REGENCY ENERGY	Single Location	\$104,011	49110000	Electric, Gas, & Sanitary Services
CARDINAL GAS SERVICES	Single Location	\$103,957	49320000	Electric, Gas, & Sanitary Services
BRIDGEPRT WATER DEPT	Single Location	\$100,000	49410000	Electric, Gas, & Sanitary Services
C S BRINKER	Single Location	\$99,681	49220000	Electric, Gas, & Sanitary Services
DFL TECHNOLOGY	Single Location	\$98,658	49520000	Electric, Gas, & Sanitary Services
DRESDEN ENERGY LLC	Single Location	\$95,720	49230000	Electric, Gas, & Sanitary Services
GUERNSEY-MUSKINGUM ELECTRIC COOPERATIVE, INC.	Headquarters	\$34,410,566	49119901	Electric, Gas, & Sanitary Services
FRONTIER POWER COMPANY	Single Location	\$15,451,672	49119901	Electric, Gas, & Sanitary Services
MUSKINGHAM COUNTY SEWER D	Single Location	\$96,362	49520000	Electric, Gas, & Sanitary Services
RFI ENERGY LP	Single Location	\$93,918	49110000	Electric, Gas, & Sanitary Services
CONRAD AND SONS ELECTRIC LLC	Single Location	\$93,139	49110000	Electric, Gas, & Sanitary Services
BLADERUNNER SNOW REMOVAL	Single Location	\$90,000	49590101	Electric, Gas, & Sanitary Services
OVERHOLT SNOW REMOVAL	Single Location	\$89,000	49590101	Electric, Gas, & Sanitary Services
SMITHFIELD SEWAGE TREATMENT PL	Single Location	\$87,347	49520000	Electric, Gas, & Sanitary Services
PRESLEYS TREE SERVICE	Single Location	\$86,000	49590101	Electric, Gas, & Sanitary Services
STOCKPORT WATER WASTE TREATMEN	Single Location	\$84,000	49410000	Electric, Gas, & Sanitary Services
MOTION ELECTRIC CO.	Single Location	\$78,000	49110000	Electric, Gas, & Sanitary Services
WASTEWATER TREATMENT PLANT	Single Location	\$74,683	49520000	Electric, Gas, & Sanitary Services
COLUMBIANA CO WATER & SEWER	Single Location	\$73,766	49520000	Electric, Gas, & Sanitary Services
EMPIRE ENERGY GROUP LLC	Single Location	\$72,808	49110000	Electric, Gas, & Sanitary Services
DON'S SNOW REMOVAL	Single Location	\$69,000	49590101	Electric, Gas, & Sanitary Services
1ST CHOICE ENERGY SERVICES	Single Location	\$66,486	49110000	Electric, Gas, & Sanitary Services
JEAN KAY ENERGY, L.L.C.	Single Location	\$64,420	49110000	Electric, Gas, & Sanitary Services
BLUEGRASS IRRIGATION & LIGHTING INC.	Single Location	\$63,401	49710000	Electric, Gas, & Sanitary Services
WATER DEPT-PUMP STATION	Single Location	\$61,120	49520000	Electric, Gas, & Sanitary Services
WATER PLANT	Single Location	\$60,044	49410000	Electric, Gas, & Sanitary Services
COLUMBIANA CO WATER SEWER	Single Location	\$58,500	49520000	Electric, Gas, & Sanitary Services
BROSCH BROTHERS TREE SERVICES INC	Single Location	\$58,313	49590101	Electric, Gas, & Sanitary Services

E AND R ENERGY SERVICES LLC	Single Location	\$57,460	49119902	Electric, Gas, & Sanitary Services
FREEPORT WATER DEPARTMENT	Single Location	\$54,194	49410000	Electric, Gas, & Sanitary Services
BRILLIANT WATER PLANT	Single Location	\$48,066	49410000	Electric, Gas, & Sanitary Services
DDP ENERGY	Single Location	\$44,530	49110000	Electric, Gas, & Sanitary Services
MIDWEST MINERAL	Single Location	\$44,001	49240000	Electric, Gas, & Sanitary Services
BURKETT, JOHN	Single Location	\$40,154	49590101	Electric, Gas, & Sanitary Services
ALL OHIO ENERGY SERVICES LTD	Single Location	\$37,773	49110000	Electric, Gas, & Sanitary Services
NORTH COAST ENERGY CO.	Single Location	\$37,598	49110000	Electric, Gas, & Sanitary Services
VILLAGE OF BERGHOLZ WATER	Single Location	\$37,506	49390000	Electric, Gas, & Sanitary Services
BEST SNOWPLOWING	Single Location	\$30,000	49590101	Electric, Gas, & Sanitary Services
BUCK RUN ENERGY PARTNERS, LLC	Single Location	\$29,153	49110000	Electric, Gas, & Sanitary Services
AIR LIQUIDE AMERICA L.P.	Branch	\$0	49310000	Electric, Gas, & Sanitary Services
AMERICAN ELECTRIC POWER COMPANY, INC.	Branch	\$0	49110000	Electric, Gas, & Sanitary Services
AMERICAN ELECTRIC POWER COMPANY, INC.	Branch	\$0	49110000	Electric, Gas, & Sanitary Services
AMERICAN ELECTRIC POWER COMPANY, INC.	Branch	\$0	49110000	Electric, Gas, & Sanitary Services
AMERICAN ELECTRIC POWER COMPANY, INC.	Branch	\$0	49119901	Electric, Gas, & Sanitary Services
BELMONT COUNTY OF OHIO	Branch	\$0	49590100	Electric, Gas, & Sanitary Services
BELMONT COUNTY OF OHIO	Branch	\$0	49410000	Electric, Gas, & Sanitary Services
BUCKEYE POWER, INC.	Branch	\$0	49119902	Electric, Gas, & Sanitary Services
BUCKEYE WATER DISTRICT	Branch	\$0	49410000	Electric, Gas, & Sanitary Services
CITY OF DOVER	Branch	\$0	49110000	Electric, Gas, & Sanitary Services
CITY OF DOVER	Branch	\$0	49310000	Electric, Gas, & Sanitary Services
CITY OF DOVER	Branch	\$0	49410000	Electric, Gas, & Sanitary Services
CITY OF NEW PHILADELPHIA	Branch	\$0	49410000	Electric, Gas, & Sanitary Services
CITY OF NEW PHILADELPHIA	Branch	\$0	49520000	Electric, Gas, & Sanitary Services
CITY OF ST CLAIRSVILLE	Branch	\$0	49520000	Electric, Gas, & Sanitary Services
CITY OF ZANESVILLE	Branch	\$0	49520000	Electric, Gas, & Sanitary Services
COLUMBIA GAS OF OHIO, INC.	Branch	\$0	49240000	Electric, Gas, & Sanitary Services
COLUMBIA GAS OF OHIO, INC.	Branch	\$0	49240000	Electric, Gas, & Sanitary Services
COLUMBIA GAS OF OHIO, INC.	Branch	\$0	49240000	Electric, Gas, & Sanitary Services

COLUMBIA GAS OF OHIO, INC.	Branch	\$0	49240000	Electric, Gas, & Sanitary Services
COLUMBIA GAS OF OHIO, INC.	Branch	\$0	49240000	Electric, Gas, & Sanitary Services
COLUMBIA GAS TRANSMISSION, LLC	Branch	\$0	49240000	Electric, Gas, & Sanitary Services
COLUMBIA GAS TRANSMISSION, LLC	Branch	\$0	49240000	Electric, Gas, & Sanitary Services
COLUMBIA GAS TRANSMISSION, LLC	Branch	\$0	49240000	Electric, Gas, & Sanitary Services
COLUMBIA GAS TRANSMISSION, LLC	Branch	\$0	49240000	Electric, Gas, & Sanitary Services
COLUMBIA GAS TRANSMISSION, LLC	Branch	\$0	49220000	Electric, Gas, & Sanitary Services
COUNTY OF COLUMBIANA	Branch	\$0	49410000	Electric, Gas, & Sanitary Services
COUNTY OF GUERNSEY	Branch	\$0	49410000	Electric, Gas, & Sanitary Services
COUNTY OF HARRISON	Branch	\$0	49410000	Electric, Gas, & Sanitary Services
DEEPWELL ENERGY SERVICES, LLC	Branch	\$0	49119901	Electric, Gas, & Sanitary Services
DUQUESNE LIGHT COMPANY	Branch	\$0	49119901	Electric, Gas, & Sanitary Services
EASTERN GAS TRANSMISSION AND STORAGE, INC.	Branch	\$0	49240000	Electric, Gas, & Sanitary Services
EASTERN GAS TRANSMISSION AND STORAGE, INC.	Branch	\$0	49119902	Electric, Gas, & Sanitary Services
EXCO RESOURCES, LLC	Branch	\$0	49110000	Electric, Gas, & Sanitary Services
FIRSTENERGY CORP.	Branch	\$0	49119901	Electric, Gas, & Sanitary Services
FRAZEYSBURG VILLAGE	Branch	\$0	49410000	Electric, Gas, & Sanitary Services
JERSEY CENTRAL POWER & LIGHT COMPANY	Branch	\$0	49110000	Electric, Gas, & Sanitary Services
MARKWEST ENERGY PARTNERS, L.P.	Branch	\$0	49240000	Electric, Gas, & Sanitary Services
NATIONAL GAS & OIL COMPANY	Branch	\$0	49230000	Electric, Gas, & Sanitary Services
NORTHEAST OHIO NATURAL GAS CORP.	Branch	\$0	49240000	Electric, Gas, & Sanitary Services
OHIO EDISON COMPANY	Branch	\$0	49119902	Electric, Gas, & Sanitary Services
OHIO EDISON COMPANY	Branch	\$0	49110000	Electric, Gas, & Sanitary Services
OHIO EDISON COMPANY	Branch	\$0	49110000	Electric, Gas, & Sanitary Services
OHIO EDISON COMPANY	Branch	\$0	49119902	Electric, Gas, & Sanitary Services
OHIO POWER COMPANY	Branch	\$0	49119901	Electric, Gas, & Sanitary Services
OHIO POWER COMPANY	Branch	\$0	49110000	Electric, Gas, & Sanitary Services
OHIO POWER COMPANY	Branch	\$0	49110000	Electric, Gas, & Sanitary Services
OHIO POWER COMPANY	Branch	\$0	49110000	Electric, Gas, & Sanitary Services

SAINT CLAIRSVILLE RICHLAND CITY SCHOOL DISTRICT	Branch	\$0	49110000	Electric, Gas, & Sanitary Services
SOUTH CENTRAL POWER COMPANY	Branch	\$0	49119901	Electric, Gas, & Sanitary Services
SPECTRA ENERGY CORP	Branch	\$0	49220000	Electric, Gas, & Sanitary Services
SUEZ WATER INDIANA LLC	Branch	\$0	49410000	Electric, Gas, & Sanitary Services
SUEZ WATER INDIANA LLC	Branch	\$0	49410000	Electric, Gas, & Sanitary Services
TENNESSEE GAS PIPELINE COMPANY, L.L.C.	Branch	\$0	49229901	Electric, Gas, & Sanitary Services
TENNESSEE GAS PIPELINE COMPANY, L.L.C.	Branch	\$0	49229901	Electric, Gas, & Sanitary Services
THE EAST OHIO GAS COMPANY	Branch	\$0	49240000	Electric, Gas, & Sanitary Services
THE EAST OHIO GAS COMPANY	Branch	\$0	49240000	Electric, Gas, & Sanitary Services
THE NATIONAL GAS & OIL CORPORATION	Branch	\$0	49230000	Electric, Gas, & Sanitary Services
VILLAGE OF CADIZ	Branch	\$0	49410000	Electric, Gas, & Sanitary Services
VILLAGE OF MILLERSBURG	Branch	\$0	49520000	Electric, Gas, & Sanitary Services
VILLAGE OF NEWCOMERSTOWN	Branch	\$0	49410000	Electric, Gas, & Sanitary Services
VILLAGE OF SHADYSIDE	Branch	\$0	49520000	Electric, Gas, & Sanitary Services
VILLAGE OF STRASBURG	Branch	\$0	49410000	Electric, Gas, & Sanitary Services
VILLAGE OF SUGARCREEK	Branch	\$0	49520000	Electric, Gas, & Sanitary Services
VILLAGE OF SUGARCREEK	Branch	\$0	49410000	Electric, Gas, & Sanitary Services
VILLAGE OF TILTONSVILLE	Branch	\$0	49410000	Electric, Gas, & Sanitary Services
WELLS TOWNSHIP	Branch	\$0	49590100	Electric, Gas, & Sanitary Services

## B2: List of transportation businesses in the Buckeye Hills Region

Company Name	Location Type	Sales	SIC	Industry name
WATCO COMPANIES LLC	Single Location	\$565,403.00	40110000	Railroad Transportation
CHESSIE SYSTEM HISTORICAL	Single Location	\$130,000.00	40110000	Railroad Transportation
CONRAIL	Single Location	\$83,639.00	40110000	Railroad Transportation
CARLOAD EXPRESS, INC.	Branch	\$0.00	40130000	Railroad Transportation
PERRY COUNTY TRANSIT	Single Location	\$339,935.00	41110000	Local & Interurban Passenger Transit
LOGAN PUBLIC TRANSIT	Single Location	\$254,111.00	41110000	Local & Interurban Passenger Transit
MORGAN COUNTY PUBLIC TRANSIT	Single Location	\$221,983.00	41110000	Local & Interurban Passenger Transit
DAVIDS MOBILE HOME TRANSIT	Single Location	\$206,956.00	41110000	Local & Interurban Passenger Transit
ATHENS ON DEMAND TRANSIT	Single Location	\$174,668.00	41110000	Local & Interurban Passenger Transit
HAPCAP	Single Location	\$272,163.00	41190000	Local & Interurban Passenger Transit
PERRY SOUTHERN AMBULANCE DISTRICT	Single Location	\$100,000.00	41190000	Local & Interurban Passenger Transit
BELPRE VOLUNTEER FIRE DEPARTMENT	Single Location	\$95,503.00	41190000	Local & Interurban Passenger Transit
LIFE MEDICAL RESPONSE	Single Location	\$91,652.00	41190000	Local & Interurban Passenger Transit
PROFESSIONAL TRANSPORT SE	Single Location	\$89,000.00	41190000	Local & Interurban Passenger Transit
PORTSMOUTH AMBULANCE	Single Location	\$64,261.00	41190000	Local & Interurban Passenger Transit
PORTSMOUTH AMBULANCE	Single Location	\$72,404.00	41190100	Local & Interurban Passenger Transit
FOSTER LEWIS PILOT CAR SERVICE	Single Location	\$52,600.00	41190101	Local & Interurban Passenger Transit
JOSEPH SILVER	Single Location	\$86,000.00	41190103	Local & Interurban Passenger Transit
DIANA LIMO	Single Location	\$0.00	41190103	Local & Interurban Passenger Transit
OHIO VALLEY CAB & DELIVERY SERVICE LLC	Single Location	\$704,870.00	41210000	Local & Interurban Passenger Transit
ATHENS CAB	Single Location	\$247,729.00	41210000	Local & Interurban Passenger Transit
59 GREEN LTD	Single Location	\$153,971.00	41210000	Local & Interurban Passenger Transit
DIXIE CAB COMPANY	Single Location	\$138,868.00	41210000	Local & Interurban Passenger Transit
ATHENS GO TO CAB LLC	Single Location	\$121,366.00	41210000	Local & Interurban Passenger Transit
ATHENS CAB 594 RIDE	Single Location	\$101,257.00	41210000	Local & Interurban Passenger Transit
TABS TAXI	Single Location	\$48,087.00	41210000	Local & Interurban Passenger Transit
SOUTHEASTERN OHIO PORT AUTHORITY	Single Location	\$261,597.00	41319901	Local & Interurban Passenger Transit
ATHENS COUNTY PORT AUTHORITY	Single Location	\$94,255.00	41319901	Local & Interurban Passenger Transit



NOBLE CHARTERS INC	Single Location	\$290,000.00	41420000	Local & Interurban Passenger Transit
FIRST STUDENT, INC.	Branch	\$0.00	41510000	Local & Interurban Passenger Transit
MEIGS LOCAL SCHOOL DISTRICT	Branch	\$0.00	41730000	Local & Interurban Passenger Transit
EDGELL-JACKSON TRUCKING, LLC	Single Location	\$2,277,761.00	42120000	Trucking & Warehousing
JEFFREY CARNES ENTERPRISES CORPORATION	Single Location	\$1,009,616.00	42120000	Trucking & Warehousing
L&T TRUCKING INC	Single Location	\$757,448.00	42120000	Trucking & Warehousing
TOM BROWN TRUCKING	Single Location	\$736,495.00	42120000	Trucking & Warehousing
EMORY ROTHENBUHLER & SONS INC	Single Location	\$708,624.00	42120000	Trucking & Warehousing
TRUEWAY EXPRESS INCORPORATED	Single Location	\$685,688.00	42120000	Trucking & Warehousing
SPIRES EQUIPMENT LEASING INC	Single Location	\$683,507.00	42120000	Trucking & Warehousing
M & S LOGGING LLC	Single Location	\$640,000.00	42120000	Trucking & Warehousing
TRIPLE I TRUCKING INC	Single Location	\$610,181.00	42120000	Trucking & Warehousing
BARLOW TRANSPORTATION INC	Single Location	\$560,000.00	42120000	Trucking & Warehousing
RONNIE EBLIN	Single Location	\$523,408.00	42120000	Trucking & Warehousing
CAMPBELL TRUCKING SERVICES	Single Location	\$493,078.00	42120000	Trucking & Warehousing
TRIPLE I TRUCKING INC	Single Location	\$486,414.00	42120000	Trucking & Warehousing
M AND S CALL LLC	Single Location	\$479,380.00	42120000	Trucking & Warehousing
TRIPLE N TRUCKING LLC	Single Location	\$429,579.00	42120000	Trucking & Warehousing
RONALD S CAIN	Single Location	\$384,006.00	42120000	Trucking & Warehousing
H&A RACING	Single Location	\$371,988.00	42120000	Trucking & Warehousing
AIREDALE TRUCKING INC	Single Location	\$343,515.00	42120000	Trucking & Warehousing
SILVA TRANSIT INC	Single Location	\$330,000.00	42120000	Trucking & Warehousing
SAMUEL W BURKHART TRUCKING LLC	Single Location	\$311,579.00	42120000	Trucking & Warehousing
LM TRUCKING LLC	Single Location	\$288,824.00	42120000	Trucking & Warehousing
HJC TRANSPORT INC	Single Location	\$267,757.00	42120000	Trucking & Warehousing
MESSER TRUCKING	Single Location	\$257,289.00	42120000	Trucking & Warehousing
APEX LTL TRUCKING LLC	Single Location	\$255,658.00	42120000	Trucking & Warehousing
WILLIAM CHUTES	Single Location	\$250,464.00	42120000	Trucking & Warehousing
WEBB CO. TRUCKING LLC	Single Location	\$244,123.00	42120000	Trucking & Warehousing
PERFORMANCE TRUCK & TRACTOR	Single Location	\$240,560.00	42120000	Trucking & Warehousing

RILEY TRUCKING LLC	Single Location	\$236,688.00	42120000	Trucking & Warehousing
MATT COCHRANS TRUCKING LLC	Single Location	\$235,254.00	42120000	Trucking & Warehousing
JAT TRUCKING LLC	Single Location	\$228,669.00	42120000	Trucking & Warehousing
DAVE RAY GILL	Single Location	\$227,876.00	42120000	Trucking & Warehousing
RAMSEY SON TRUCKING	Single Location	\$220,000.00	42120000	Trucking & Warehousing
TED L DEXTER	Single Location	\$219,890.00	42120000	Trucking & Warehousing
G & R TRUCKING	Single Location	\$213,131.00	42120000	Trucking & Warehousing
HILL TRUCKING LLC	Single Location	\$212,412.00	42120000	Trucking & Warehousing
WALDRON TRUCKING	Single Location	\$210,382.00	42120000	Trucking & Warehousing
CLARK & SON TRUCKING	Single Location	\$200,000.00	42120000	Trucking & Warehousing
JOHNSON FAMILY TRUCKING LLC	Single Location	\$197,608.00	42120000	Trucking & Warehousing
STEPHEN DELMAS JR TRUCKING	Single Location	\$188,475.00	42120000	Trucking & Warehousing
GREGORY A. WEARS TRUCKING LLC	Single Location	\$180,238.00	42120000	Trucking & Warehousing
GUERNSEY SCRAP RECYCLING TRUCKING LLC	Single Location	\$174,789.00	42120000	Trucking & Warehousing
DNR TRUCKING LLC	Single Location	\$174,550.00	42120000	Trucking & Warehousing
H & L TRUCKING LTD	Single Location	\$172,606.00	42120000	Trucking & Warehousing
ANH TRUCKING LLC	Single Location	\$169,898.00	42120000	Trucking & Warehousing
JW HOLLON TRUCKING LLC	Single Location	\$168,436.00	42120000	Trucking & Warehousing
ANCIENT OAK TRUCKING, LLC	Single Location	\$164,052.00	42120000	Trucking & Warehousing
GRINDERS RIDGE TRUCKING	Single Location	\$162,351.00	42120000	Trucking & Warehousing
YOGIS TRUCKING LLC	Single Location	\$161,396.00	42120000	Trucking & Warehousing
JERRY M MOURN TRUCKING	Single Location	\$160,053.00	42120000	Trucking & Warehousing
ROD L INGRAHAM	Single Location	\$159,165.00	42120000	Trucking & Warehousing
STANLEY S STEPHENS	Single Location	\$156,283.00	42120000	Trucking & Warehousing
CHARLES E BROWN TRUCKING INC	Single Location	\$156,080.00	42120000	Trucking & Warehousing
JIM CLARK TRUCKING	Single Location	\$154,646.00	42120000	Trucking & Warehousing
PEAK TRUCKING AND EXCAVATING, LLC	Single Location	\$153,820.00	42120000	Trucking & Warehousing
CROUSE TRUCKING	Single Location	\$153,461.00	42120000	Trucking & Warehousing
DAVID & TERRY TRUCKING LLC	Single Location	\$150,898.00	42120000	Trucking & Warehousing
MIKE MINYO	Single Location	\$150,000.00	42120000	Trucking & Warehousing

SMITH TRUCKING	Single Location	\$150,000.00	42120000	Trucking & Warehousing
WOLF TRUCKING CO	Single Location	\$150,000.00	42120000	Trucking & Warehousing
DAVID BARKER	Single Location	\$149,327.00	42120000	Trucking & Warehousing
ANGELO MASSARO	Single Location	\$148,080.00	42120000	Trucking & Warehousing
H M B TRUCKING, INC.	Single Location	\$146,606.00	42120000	Trucking & Warehousing
EBONY TRUCKING INC	Single Location	\$144,998.00	42120000	Trucking & Warehousing
EDDIE M HALAM TRUCKING	Single Location	\$140,000.00	42120000	Trucking & Warehousing
JIM RUTTER & BEV RUTTER TRUCKING	Single Location	\$140,000.00	42120000	Trucking & Warehousing
LEE EVERETT TRUCKING AND SONS	Single Location	\$139,691.00	42120000	Trucking & Warehousing
RANDALL LYNN TRUCKING	Single Location	\$139,304.00	42120000	Trucking & Warehousing
D T TRUCKING	Single Location	\$138,760.00	42120000	Trucking & Warehousing
TERRY NAPPER TRK	Single Location	\$138,668.00	42120000	Trucking & Warehousing
AWL TRUCKING, LLC	Single Location	\$136,830.00	42120000	Trucking & Warehousing
PHILLIS TRUCKING LLC	Single Location	\$136,715.00	42120000	Trucking & Warehousing
B&C ANDERSON TRUCKING LTD	Single Location	\$135,663.00	42120000	Trucking & Warehousing
MASSEY TRANSPORT, LLC	Single Location	\$135,554.00	42120000	Trucking & Warehousing
VASCORP TRUCKING LLC	Single Location	\$134,884.00	42120000	Trucking & Warehousing
R BOYS TRUCKING LLC	Single Location	\$133,198.00	42120000	Trucking & Warehousing
C THOMAS TRUCKING	Single Location	\$130,000.00	42120000	Trucking & Warehousing
DAVID L GUILER	Single Location	\$130,000.00	42120000	Trucking & Warehousing
GOT A GO INC	Single Location	\$130,000.00	42120000	Trucking & Warehousing
JONES TRUCKING	Single Location	\$130,000.00	42120000	Trucking & Warehousing
MAXINE'S TRUCKING	Single Location	\$130,000.00	42120000	Trucking & Warehousing
C HOWELL TRUCKING	Single Location	\$129,024.00	42120000	Trucking & Warehousing
E AND I CARRIER TRANSPORT	Single Location	\$128,763.00	42120000	Trucking & Warehousing
JOHN L BURNS DEC TRUCKIN	Single Location	\$126,547.00	42120000	Trucking & Warehousing
JOHN LINDINGER	Single Location	\$126,091.00	42120000	Trucking & Warehousing
ERIC BALL	Single Location	\$125,833.00	42120000	Trucking & Warehousing
KIMBERLY JONES	Single Location	\$125,328.00	42120000	Trucking & Warehousing
MONTE QUIVEY	Single Location	\$124,070.00	42120000	Trucking & Warehousing

J AND M RIGGS TRUCKING	Single Location	\$124,000.00	42120000	Trucking & Warehousing
WS TRUCKING	Single Location	\$123,037.00	42120000	Trucking & Warehousing
NOLAN PORTER CARLOS	Single Location	\$122,152.00	42120000	Trucking & Warehousing
STEVEN L KAUFMAN	Single Location	\$121,637.00	42120000	Trucking & Warehousing
C. POWELL TRUCKING LLC	Single Location	\$120,255.00	42120000	Trucking & Warehousing
B HOWARD TRUCKING	Single Location	\$120,000.00	42120000	Trucking & Warehousing
D & G TRUCKING LLC	Single Location	\$120,000.00	42120000	Trucking & Warehousing
DOUBLEDTRUCKING	Single Location	\$120,000.00	42120000	Trucking & Warehousing
HOPP TRUCKING	Single Location	\$120,000.00	42120000	Trucking & Warehousing
LECKRONE ENTERPRISES INC	Single Location	\$120,000.00	42120000	Trucking & Warehousing
NELSON TRUCKING	Single Location	\$120,000.00	42120000	Trucking & Warehousing
P L NORRIS TRUCKING	Single Location	\$120,000.00	42120000	Trucking & Warehousing
RIDGEWAY TRUCKING LLC	Single Location	\$120,000.00	42120000	Trucking & Warehousing
T L P TRUCKING	Single Location	\$120,000.00	42120000	Trucking & Warehousing
R L HOLLON TRUCKING	Single Location	\$119,473.00	42120000	Trucking & Warehousing
TIMOTHY VANSICKLE	Single Location	\$118,909.00	42120000	Trucking & Warehousing
ROGER D NEWBERRY	Single Location	\$116,983.00	42120000	Trucking & Warehousing
STEVEN DWAIN TIPTON	Single Location	\$115,221.00	42120000	Trucking & Warehousing
GLEN L KENNEDY	Single Location	\$114,151.00	42120000	Trucking & Warehousing
DANIEL LEE CLARK JR	Single Location	\$113,519.00	42120000	Trucking & Warehousing
BRICKLES TRUCKING LLC	Single Location	\$112,628.00	42120000	Trucking & Warehousing
JERRY STEVENS TRUCKING, L. L. C.	Single Location	\$112,457.00	42120000	Trucking & Warehousing
ROJO TRUCKING	Single Location	\$111,778.00	42120000	Trucking & Warehousing
DONALD D SHRIVER TRUCKING	Single Location	\$111,287.00	42120000	Trucking & Warehousing
MARK A. LIPPS TRUCKING LLC	Single Location	\$110,315.00	42120000	Trucking & Warehousing
RICK GENE GUILER	Single Location	\$110,297.00	42120000	Trucking & Warehousing
BARR DUMP TRK SVC	Single Location	\$110,000.00	42120000	Trucking & Warehousing
DAVID M SEEVERS	Single Location	\$110,000.00	42120000	Trucking & Warehousing
DEVOLLD TRUCKING LLC	Single Location	\$110,000.00	42120000	Trucking & Warehousing
GABRIEL TROUT TRUCKING	Single Location	\$110,000.00	42120000	Trucking & Warehousing

LADY BLUE ENTERPRISES	Single Location	\$110,000.00	42120000	Trucking & Warehousing
LIGHTFRITZ TRUCKING	Single Location	\$110,000.00	42120000	Trucking & Warehousing
R SNODGRASS TRUCKING	Single Location	\$110,000.00	42120000	Trucking & Warehousing
SEFERT TRUCKING	Single Location	\$110,000.00	42120000	Trucking & Warehousing
TUCKER TOMMY INDEPENDENT TRUCKING	Single Location	\$110,000.00	42120000	Trucking & Warehousing
WYNN TRUCKING	Single Location	\$110,000.00	42120000	Trucking & Warehousing
DAVIS TRUCKING	Single Location	\$108,158.00	42120000	Trucking & Warehousing
ZEHENDNER TRUCKING INC	Single Location	\$105,996.00	42120000	Trucking & Warehousing
G & A TRUCKING	Single Location	\$105,835.00	42120000	Trucking & Warehousing
JARJ TRUCKING LLC	Single Location	\$105,552.00	42120000	Trucking & Warehousing
BENDEN AND SONS TRUCKING	Single Location	\$105,152.00	42120000	Trucking & Warehousing
LEONARD M HILL	Single Location	\$104,086.00	42120000	Trucking & Warehousing
B E LYONS LLC	Single Location	\$103,694.00	42120000	Trucking & Warehousing
KB TRUCKING	Single Location	\$103,223.00	42120000	Trucking & Warehousing
C LEEK JOHN	Single Location	\$102,431.00	42120000	Trucking & Warehousing
DALE BETTS TRUCKING	Single Location	\$101,664.00	42120000	Trucking & Warehousing
K T TRUCKING	Single Location	\$101,171.00	42120000	Trucking & Warehousing
MLM TRUCKING	Single Location	\$101,077.00	42120000	Trucking & Warehousing
BROWN, JOSEPH RICHARD JR	Single Location	\$100,000.00	42120000	Trucking & Warehousing
FORDS TRUCKING	Single Location	\$100,000.00	42120000	Trucking & Warehousing
LITTLE MANS TRUCKING LLC	Single Location	\$100,000.00	42120000	Trucking & Warehousing
MATT PERRY TRUCKING	Single Location	\$100,000.00	42120000	Trucking & Warehousing
PAUL S PE TRUCKING	Single Location	\$100,000.00	42120000	Trucking & Warehousing
DVB TRUCKING	Single Location	\$99,469.00	42120000	Trucking & Warehousing
REIDS ENTERPRISES INCORPORATED	Single Location	\$99,288.00	42120000	Trucking & Warehousing
FLOYD E YOCUM	Single Location	\$99,000.00	42120000	Trucking & Warehousing
STEVE NELSON	Single Location	\$98,893.00	42120000	Trucking & Warehousing
WILLIAM P SPURLOCK	Single Location	\$98,609.00	42120000	Trucking & Warehousing
REM TRUCKING	Single Location	\$98,301.00	42120000	Trucking & Warehousing
E PAUL ANDERSON TRUCKING	Single Location	\$97,150.00	42120000	Trucking & Warehousing

C AND D TRUCKING	Single Location	\$97,000.00	42120000	Trucking & Warehousing
JERRY ROGERS	Single Location	\$97,000.00	42120000	Trucking & Warehousing
JOHNSON TRUCKING	Single Location	\$97,000.00	42120000	Trucking & Warehousing
DANIEL L SWIGER	Single Location	\$96,498.00	42120000	Trucking & Warehousing
TAULBEE, STEVEN ASHTON AND CAROLYN SUE	Single Location	\$95,030.00	42120000	Trucking & Warehousing
DERON FRITSCHKE TRUCKING	Single Location	\$95,000.00	42120000	Trucking & Warehousing
BA TRUCKING	Single Location	\$94,065.00	42120000	Trucking & Warehousing
R&S WEST TRUCKING	Single Location	\$94,000.00	42120000	Trucking & Warehousing
WILLIAM L GREEN	Single Location	\$93,445.00	42120000	Trucking & Warehousing
L / S TRUCKING	Single Location	\$93,433.00	42120000	Trucking & Warehousing
MATT SVERCEK TRUCKING	Single Location	\$93,361.00	42120000	Trucking & Warehousing
GORDON W HUTCHINSON	Single Location	\$92,741.00	42120000	Trucking & Warehousing
TRACY K PAYNE	Single Location	\$92,185.00	42120000	Trucking & Warehousing
FREEDOM HILLS TRUCKING	Single Location	\$92,000.00	42120000	Trucking & Warehousing
JTO TRUCKING LLC	Single Location	\$91,000.00	42120000	Trucking & Warehousing
LARRY BARNARD	Single Location	\$90,309.00	42120000	Trucking & Warehousing
MAYLE TRUCKING	Single Location	\$90,000.00	42120000	Trucking & Warehousing
THOMAS ROHRBAUGH TRUCKING	Single Location	\$88,000.00	42120000	Trucking & Warehousing
STEPHEN K&E TRUCKING LLC	Single Location	\$87,201.00	42120000	Trucking & Warehousing
GEORGE M LYNCH	Single Location	\$86,814.00	42120000	Trucking & Warehousing
OUTLAW TRUCKING INC	Single Location	\$86,000.00	42120000	Trucking & Warehousing
JERRY E JONES SR AND CHAN	Single Location	\$85,758.00	42120000	Trucking & Warehousing
LEE SMITH WILLIAM	Single Location	\$85,755.00	42120000	Trucking & Warehousing
RON RUBLE TRUCKING, LLC	Single Location	\$85,538.00	42120000	Trucking & Warehousing
PROCTOR TRUCKING	Single Location	\$85,000.00	42120000	Trucking & Warehousing
WILLIAM A WREN II	Single Location	\$84,763.00	42120000	Trucking & Warehousing
THUNDER ROADS TRUCKING, INC.	Single Location	\$83,512.00	42120000	Trucking & Warehousing
MPH TRUCKING, LLC	Single Location	\$83,111.00	42120000	Trucking & Warehousing
L T THORNBERRY TRUCKING INC	Single Location	\$82,000.00	42120000	Trucking & Warehousing
RAKE'S TRUCKING LLC	Single Location	\$82,000.00	42120000	Trucking & Warehousing

JOHN R STOBART	Single Location	\$81,502.00	42120000	Trucking & Warehousing
JR VORHEES TRUCKING	Single Location	\$81,318.00	42120000	Trucking & Warehousing
LAGORE TRUCKING INC	Single Location	\$81,254.00	42120000	Trucking & Warehousing
RENEGADE TRUCKING, LLC	Single Location	\$81,137.00	42120000	Trucking & Warehousing
M M TRUCKING	Single Location	\$80,825.00	42120000	Trucking & Warehousing
WOLF CREEK TRUCKING	Single Location	\$80,704.00	42120000	Trucking & Warehousing
BOLEY TRUCKING, LLC	Single Location	\$80,548.00	42120000	Trucking & Warehousing
ROUND BOTTOM TRUCKING, LLC	Single Location	\$79,277.00	42120000	Trucking & Warehousing
MWR TRUCKING, INC.	Single Location	\$78,146.00	42120000	Trucking & Warehousing
E&R TRUCKING	Single Location	\$78,000.00	42120000	Trucking & Warehousing
BOHL'S TRUCKING	Single Location	\$77,000.00	42120000	Trucking & Warehousing
DAVID M COCHRAN	Single Location	\$76,682.00	42120000	Trucking & Warehousing
PCW TRUCKING	Single Location	\$76,271.00	42120000	Trucking & Warehousing
MAGERS TRUCKING	Single Location	\$76,000.00	42120000	Trucking & Warehousing
THOMAS TRUCKING	Single Location	\$75,995.00	42120000	Trucking & Warehousing
CHEVALIER TRUCKING, LLC	Single Location	\$75,936.00	42120000	Trucking & Warehousing
R&J WINE TRUCKING LTD	Single Location	\$75,421.00	42120000	Trucking & Warehousing
TROLL TRUCKING LLC	Single Location	\$75,421.00	42120000	Trucking & Warehousing
C & T MYERS TRUCKING, LLC	Single Location	\$74,952.00	42120000	Trucking & Warehousing
MWE TRUCKING	Single Location	\$74,952.00	42120000	Trucking & Warehousing
TSS TRUCKING LLC	Single Location	\$74,109.00	42120000	Trucking & Warehousing
P&P BROWN TRUCKING LLC	Single Location	\$74,000.00	42120000	Trucking & Warehousing
FAST MACK TRUCKING LLC	Single Location	\$73,668.00	42120000	Trucking & Warehousing
D A MARSHALL INC	Single Location	\$73,000.00	42120000	Trucking & Warehousing
SEDALIA TRUCKING LLC	Single Location	\$71,895.00	42120000	Trucking & Warehousing
NEIL WAGNER TRUCKING	Single Location	\$71,667.00	42120000	Trucking & Warehousing
JAMES L FLOWERS' TRUCKING	Single Location	\$71,638.00	42120000	Trucking & Warehousing
STEVEN I BROWN	Single Location	\$71,605.00	42120000	Trucking & Warehousing
CARNITH E & SHEILA C BORING	Single Location	\$71,352.00	42120000	Trucking & Warehousing
KSQUARED TRUCKING LLC	Single Location	\$71,049.00	42120000	Trucking & Warehousing

WILLIAMS AUTO & TRUCK SERVICE	Single Location	\$70,045.00	42120000	Trucking & Warehousing
STEEN	Single Location	\$69,712.00	42120000	Trucking & Warehousing
D. BLOCK TRUCKING LLC	Single Location	\$69,396.00	42120000	Trucking & Warehousing
PHELPS TRUCKING	Single Location	\$69,000.00	42120000	Trucking & Warehousing
RATLIFF TRUCKING LLC	Single Location	\$69,000.00	42120000	Trucking & Warehousing
T ONE TRUCKING	Single Location	\$69,000.00	42120000	Trucking & Warehousing
KRANNITZ, JOLLENA	Single Location	\$68,844.00	42120000	Trucking & Warehousing
MAHLE & SONS TRUCKING	Single Location	\$68,794.00	42120000	Trucking & Warehousing
COONSTER TRUCKING LLC	Single Location	\$68,000.00	42120000	Trucking & Warehousing
JOHN D WYNN	Single Location	\$68,000.00	42120000	Trucking & Warehousing
GHOSTRIDER TRUCKING LLC	Single Location	\$67,732.00	42120000	Trucking & Warehousing
WEBB TRUCKING	Single Location	\$67,698.00	42120000	Trucking & Warehousing
BCS TRUCKING	Single Location	\$67,695.00	42120000	Trucking & Warehousing
JOY SL TRUCKING	Single Location	\$67,063.00	42120000	Trucking & Warehousing
PRETTY RUN RD TRUCKING, L.L.C.	Single Location	\$67,048.00	42120000	Trucking & Warehousing
GARY BENTLEY	Single Location	\$67,031.00	42120000	Trucking & Warehousing
BLAKE MERCKLE TRUCKING LLC	Single Location	\$66,955.00	42120000	Trucking & Warehousing
HANK W RAMAGE	Single Location	\$66,597.00	42120000	Trucking & Warehousing
TURNBULL TRUCKING LLC	Single Location	\$66,399.00	42120000	Trucking & Warehousing
FM TRUCKING LLC	Single Location	\$66,000.00	42120000	Trucking & Warehousing
GEORGE R MUTH TRUCKING COMPANY	Single Location	\$66,000.00	42120000	Trucking & Warehousing
HANK WILLIAMS	Single Location	\$66,000.00	42120000	Trucking & Warehousing
P & D TRUCKING	Single Location	\$66,000.00	42120000	Trucking & Warehousing
JASON A FERRI	Single Location	\$64,611.00	42120000	Trucking & Warehousing
CLAYTON P CONKLIN SR	Single Location	\$64,000.00	42120000	Trucking & Warehousing
JEFFREY CARNES TRUCKING	Single Location	\$63,597.00	42120000	Trucking & Warehousing
K & S CARPENTER & SON TRUCKING	Single Location	\$63,373.00	42120000	Trucking & Warehousing
JACQUELINE K VANOVER	Single Location	\$63,075.00	42120000	Trucking & Warehousing
TWO BOYS TRUCKING LLC	Single Location	\$63,000.00	42120000	Trucking & Warehousing
VANCE TRUCKING	Single Location	\$63,000.00	42120000	Trucking & Warehousing



MIDWAY TRUCKING LLC	Single Location	\$61,000.00	42120000	Trucking & Warehousing
PERRY TRUCKING CORP	Single Location	\$61,000.00	42120000	Trucking & Warehousing
CROSBY ENTERPRISE, INC	Single Location	\$60,000.00	42120000	Trucking & Warehousing
MOUNTAINVIEW TRUCKING	Single Location	\$59,000.00	42120000	Trucking & Warehousing
BILL LAFFERTY JR TRUCKING LLC	Single Location	\$58,000.00	42120000	Trucking & Warehousing
KC III TRUCKING	Single Location	\$57,000.00	42120000	Trucking & Warehousing
CIRCLE R TRUCKING LLC	Single Location	\$55,000.00	42120000	Trucking & Warehousing
WILLIAM BRYAN MCCATHREN	Single Location	\$55,000.00	42120000	Trucking & Warehousing
SMITH RM TRUCKING	Single Location	\$43,000.00	42120000	Trucking & Warehousing
U HAUL CO INDEP DLR	Single Location	\$43,000.00	42120000	Trucking & Warehousing
EUGENE ERVIN TRUCKING	Single Location	\$40,000.00	42120000	Trucking & Warehousing
HERRERA TRUCKING LLC	Single Location	\$0.00	42120000	Trucking & Warehousing
WASTE MANAGEMENT OF OHIO, INC.	Branch	\$0.00	42120000	Trucking & Warehousing
GEORGE F PFALZGRAF	Single Location	\$95,229.00	42120103	Trucking & Warehousing
JERROLD W EDDY	Single Location	\$459,158.00	42120202	Trucking & Warehousing
A & H TRUCKING	Single Location	\$159,835.00	42120202	Trucking & Warehousing
OHIO OIL GATHERING CORP	Branch	\$0.00	42120202	Trucking & Warehousing
JACK HEDGES	Single Location	\$95,720.00	42120300	Trucking & Warehousing
RALPH ANDERSON CONSTRUCTION	Single Location	\$210,395.00	42120302	Trucking & Warehousing
FIVE STAR MOVING & STORAGE, INC.	Single Location	\$716,460.00	42120400	Trucking & Warehousing
A HOMETOWN MOVING SERVICE	Single Location	\$242,388.00	42120400	Trucking & Warehousing
RANCK'S LIQUID TRANSPORT	Single Location	\$229,704.00	42120400	Trucking & Warehousing
MIGHTY MOVERS	Single Location	\$120,000.00	42120400	Trucking & Warehousing
CENTRAL VAN & STORAGE OF CHARLESTON, INC.	Branch	\$0.00	42120400	Trucking & Warehousing
HERLIHY MOVING & STORAGE INC	Branch	\$0.00	42120400	Trucking & Warehousing
MCCARTY TRUCKING	Single Location	\$93,117.00	42129902	Trucking & Warehousing
BLUE BIRD GOURMET DELIVERY	Single Location	\$277,575.00	42129903	Trucking & Warehousing
FAST TRACK DELIVERIES LLC	Single Location	\$200,000.00	42129903	Trucking & Warehousing
OHIO RIVER GAS DELIVERY, LTD.	Single Location	\$144,123.00	42129903	Trucking & Warehousing
DIRECT DELIVERY, INC.	Single Location	\$116,267.00	42129903	Trucking & Warehousing

HACKBARTH DELIVERY SERVICE, INC.	Branch	\$0.00	42129903	Trucking & Warehousing
BURKHART TRUCKING, INC.	Single Location	\$2,500,000.00	42129905	Trucking & Warehousing
RODNEY ROHRBAUGH TRUCKING INC	Single Location	\$1,891,194.00	42129905	Trucking & Warehousing
WICKS HAULING INC	Single Location	\$450,000.00	42129905	Trucking & Warehousing
RICHARD GESSEL TRUCKING INC.	Single Location	\$303,394.00	42129905	Trucking & Warehousing
MAX J COLVIN & SONS TRUCKING	Single Location	\$165,445.00	42129905	Trucking & Warehousing
HOUCK TRUCKING	Single Location	\$148,730.00	42129905	Trucking & Warehousing
MIKE STEVENS AND SON TRUCKING	Single Location	\$130,000.00	42129905	Trucking & Warehousing
ROD'S DUMP TRUCK SERVICE	Single Location	\$130,000.00	42129905	Trucking & Warehousing
T&R TRUCKING INC	Single Location	\$130,000.00	42129905	Trucking & Warehousing
BAILEY TRUCKING CO LLC	Single Location	\$114,534.00	42129905	Trucking & Warehousing
LITTLE K DUMP TRUCK SERVICE LLC	Single Location	\$99,470.00	42129905	Trucking & Warehousing
LYNNWOOD TRK CO	Single Location	\$97,000.00	42129905	Trucking & Warehousing
JAMES EWING	Single Location	\$88,060.00	42129905	Trucking & Warehousing
MARK CROSBY	Single Location	\$87,124.00	42129905	Trucking & Warehousing
KINCAID TRUCKING	Single Location	\$86,000.00	42129905	Trucking & Warehousing
WEST TRUCKING	Single Location	\$79,000.00	42129905	Trucking & Warehousing
GRIM BUZZ TRUCKING	Single Location	\$73,000.00	42129905	Trucking & Warehousing
MD TRUCKING	Single Location	\$71,000.00	42129905	Trucking & Warehousing
R & J TRUCKING, INC.	Branch	\$0.00	42129905	Trucking & Warehousing
WESTBANK HARBOR SERVICES, INC.	Single Location	\$891,753.00	42129909	Trucking & Warehousing
OIL HAULERS, LLC	Single Location	\$834,229.00	42129909	Trucking & Warehousing
MCINTIRE CARTAGE	Single Location	\$400,311.00	42129909	Trucking & Warehousing
RR HAULING LLC	Single Location	\$269,757.00	42129909	Trucking & Warehousing
C. & YS HAULING	Single Location	\$157,326.00	42129909	Trucking & Warehousing
H & R HAULING LLC	Single Location	\$130,880.00	42129909	Trucking & Warehousing
D-3 HAULING	Single Location	\$120,388.00	42129909	Trucking & Warehousing
J SEEBACH HAULING AND EXCAVATI	Single Location	\$119,748.00	42129909	Trucking & Warehousing
R. & S HAULING	Single Location	\$118,354.00	42129909	Trucking & Warehousing
OHIO VALLEY HAULING	Single Location	\$110,000.00	42129909	Trucking & Warehousing

INNOVATIVE FREIGHT HAULERS INC	Single Location	\$97,900.00	42129909	Trucking & Warehousing
T F J HAULING	Single Location	\$93,500.00	42129909	Trucking & Warehousing
ERIC'S WATER HAULING LLC.	Single Location	\$78,771.00	42129909	Trucking & Warehousing
OSBORNES WATER HAULING	Single Location	\$70,000.00	42129909	Trucking & Warehousing
POPS WATER HAULING	Single Location	\$69,000.00	42129909	Trucking & Warehousing
CATCH U IN THE CURVE	Single Location	\$68,599.00	42129909	Trucking & Warehousing
MACLEOD MATERIAL HAULING LLC	Single Location	\$67,863.00	42129909	Trucking & Warehousing
D&B GRAVEL HAULING	Single Location	\$65,713.00	42129909	Trucking & Warehousing
ESTEP HAULING	Single Location	\$58,000.00	42129909	Trucking & Warehousing
R. E. WAGONER AND SONS, INC.	Single Location	\$1,221,476.00	42129910	Trucking & Warehousing
MAIL ROUTE CONTRACTOR	Single Location	\$93,941.00	42129910	Trucking & Warehousing
BARBARA A BURER	Single Location	\$50,000.00	42129910	Trucking & Warehousing
DAVID MCMAHAN	Single Location	\$72,000.00	42129912	Trucking & Warehousing
LOWERY TRUCKING	Single Location	\$250,000.00	42129913	Trucking & Warehousing
THOMAS A DEMPSEY	Single Location	\$115,018.00	42129913	Trucking & Warehousing
PERSONAL DRIVER FOR HIRE SERVICES, INC.	Single Location	\$109,731.00	42129913	Trucking & Warehousing
D & C MORGAN CO INC	Single Location	\$0.00	42129913	Trucking & Warehousing
R O WETZ TRANSPORTATION CO	Single Location	\$1,343,166.00	42130000	Trucking & Warehousing
T & L TRANSFER INC	Single Location	\$1,278,187.00	42130000	Trucking & Warehousing
CHEETAH TRANSPORTATION	Single Location	\$1,089,860.00	42130000	Trucking & Warehousing
DRAYER TRANSPORT	Single Location	\$964,749.00	42130000	Trucking & Warehousing
D & K TRANSFER INC	Single Location	\$870,000.00	42130000	Trucking & Warehousing
ECH TRANSPORT, LLC.	Single Location	\$671,717.00	42130000	Trucking & Warehousing
DAVIS TRUCKING	Single Location	\$456,064.00	42130000	Trucking & Warehousing
HENDRIX AND SONS TRUCKING	Single Location	\$379,369.00	42130000	Trucking & Warehousing
HOCKING HILLS TRANSPORTATION & EXCAVATING INC.	Single Location	\$356,629.00	42130000	Trucking & Warehousing
MERCHANTS 5 STAR, LTD.	Single Location	\$250,039.00	42130000	Trucking & Warehousing
BELPRE INDUSTRIAL PARKERSBURG RAILROAD, LLC	Single Location	\$229,393.00	42130000	Trucking & Warehousing
C A P TRANSPORT	Single Location	\$208,229.00	42130000	Trucking & Warehousing
JD LOVE TRUCKING & EXCAVATING	Single Location	\$194,656.00	42130000	Trucking & Warehousing

RAY JONES & SONS TRUCKING INC	Single Location	\$192,493.00	42130000	Trucking & Warehousing
FLATBED FREIGHTERS LLC	Single Location	\$177,220.00	42130000	Trucking & Warehousing
DELONG, INC.	Single Location	\$153,704.00	42130000	Trucking & Warehousing
ROLO ENTERPRISES INC	Single Location	\$150,000.00	42130000	Trucking & Warehousing
DARRELL R SHUMAKER	Single Location	\$144,221.00	42130000	Trucking & Warehousing
JAMES ROHRBAUGH	Single Location	\$140,000.00	42130000	Trucking & Warehousing
BELT TRANSFER	Single Location	\$130,000.00	42130000	Trucking & Warehousing
BILLY JOE BLAND	Single Location	\$117,480.00	42130000	Trucking & Warehousing
BURROUGHS TRUCKING	Single Location	\$110,000.00	42130000	Trucking & Warehousing
IRA F STAPP JR	Single Location	\$110,000.00	42130000	Trucking & Warehousing
JTW DELIVERY LLC	Single Location	\$108,894.00	42130000	Trucking & Warehousing
R.J. TAYLOR TRUCKING, LLC	Single Location	\$100,173.00	42130000	Trucking & Warehousing
UNIVERSAL CARRIERS LLC	Single Location	\$100,000.00	42130000	Trucking & Warehousing
GARY L TOMLINSON	Single Location	\$99,108.00	42130000	Trucking & Warehousing
THOMAS A MYERS	Single Location	\$98,000.00	42130000	Trucking & Warehousing
TR SZABO INC	Single Location	\$98,000.00	42130000	Trucking & Warehousing
L&M HOTSHOTS LLC	Single Location	\$97,915.00	42130000	Trucking & Warehousing
SANDRA L LAUDERMILT	Single Location	\$92,418.00	42130000	Trucking & Warehousing
HILLBILLY & KIMBO TRUCKING, INC.	Single Location	\$91,874.00	42130000	Trucking & Warehousing
DAVID A COX	Single Location	\$89,579.00	42130000	Trucking & Warehousing
R-COP TRANSPORT, LLC	Single Location	\$77,049.00	42130000	Trucking & Warehousing
BANDIT TRUCKING LLC	Single Location	\$76,000.00	42130000	Trucking & Warehousing
PINKERTON TRUCKING LLC	Single Location	\$75,000.00	42130000	Trucking & Warehousing
MILLER HAULING & TRUCKING	Single Location	\$67,551.00	42130000	Trucking & Warehousing
TIMOTHY MOSHER	Single Location	\$65,322.00	42130000	Trucking & Warehousing
MARTIN CHARLES	Single Location	\$61,410.00	42130000	Trucking & Warehousing
MC TANK & IVY TRKNG	Single Location	\$57,000.00	42130000	Trucking & Warehousing
PGA TRANSPORTATION	Single Location	\$57,000.00	42130000	Trucking & Warehousing
ANYPLACE ANYTIME LLC	Single Location	\$50,000.00	42130000	Trucking & Warehousing
EPPELY TRUCKING, INC.	Single Location	\$36,000.00	42130000	Trucking & Warehousing

BULKMATIC TRANSPORT COMPANY	Branch	\$0.00	42130000	Trucking & Warehousing
ERGON TRUCKING, INC	Branch	\$0.00	42130000	Trucking & Warehousing
M. C. TANK TRANSPORT, INC.	Branch	\$0.00	42130000	Trucking & Warehousing
SLAY TRANSPORTATION CO., INC.	Branch	\$0.00	42130000	Trucking & Warehousing
ROBERT ISNER TRUCKING	Single Location	\$180,302.00	42139902	Trucking & Warehousing
WHITE TRUCKING CO	Single Location	\$112,124.00	42139902	Trucking & Warehousing
MERCHANTS 5 STAR, INC.	Headquarters	\$7,519,988.00	42139903	Trucking & Warehousing
MARIETTA TRANSFER COMPANY, INC.	Single Location	\$3,637,545.00	42139903	Trucking & Warehousing
HOCKING CARTAGE COMPANY	Single Location	\$1,729,753.00	42139903	Trucking & Warehousing
MARK KERNS TRUCKING	Single Location	\$284,082.00	42139903	Trucking & Warehousing
WAYNE COCHRAN	Single Location	\$188,276.00	42139903	Trucking & Warehousing
TERRY MCCARTY TRUCKING	Single Location	\$160,000.00	42139903	Trucking & Warehousing
BURNFIELD TRUCKING	Single Location	\$105,877.00	42139903	Trucking & Warehousing
LEACH'S TRUCKING	Single Location	\$104,904.00	42139903	Trucking & Warehousing
DONALD J CLIFT	Single Location	\$62,962.00	42139903	Trucking & Warehousing
ABF FREIGHT SYSTEM, INC.	Branch	\$0.00	42139903	Trucking & Warehousing
ESTES EXPRESS LINES	Branch	\$0.00	42139903	Trucking & Warehousing
M & T TRUCKING, INC.	Single Location	\$979,018.00	42139904	Trucking & Warehousing
JAMES R BROWN TRUCKING	Single Location	\$950,000.00	42139904	Trucking & Warehousing
MILLS TRANSFER CO INC	Single Location	\$398,266.00	42139904	Trucking & Warehousing
ROBERT DOUGLAS PHILLIPS J	Single Location	\$123,414.00	42139904	Trucking & Warehousing
A1 CONTRACTING & HAULING	Single Location	\$120,503.00	42139904	Trucking & Warehousing
JNK HAULING LLC	Single Location	\$103,164.00	42139904	Trucking & Warehousing
BEAVERS MOBILE HOME MOVING	Single Location	\$100,837.00	42139906	Trucking & Warehousing
OHIO OIL GATHERING CORPORATION	Branch	\$0.00	42139908	Trucking & Warehousing
OHIO OIL GATHERING CORPORATION	Branch	\$0.00	42139908	Trucking & Warehousing
LISA E JUDSON	Single Location	\$130,000.00	42139909	Trucking & Warehousing
STEVEN M WINDLAND	Single Location	\$500,206.00	42140000	Trucking & Warehousing
ROSCOE MILLS	Single Location	\$230,000.00	42140000	Trucking & Warehousing
P & B LOGISTICS LLC	Single Location	\$130,000.00	42140000	Trucking & Warehousing

MT TRUCKING, LLC	Single Location	\$107,310.00	42140000	Trucking & Warehousing
BELLHOPS MOVING HELP ATHENS	Single Location	\$91,565.00	42140000	Trucking & Warehousing
FRASURE MOVING & STORAGE	Single Location	\$80,000.00	42140000	Trucking & Warehousing
CRYSTAL TRANSPORT	Single Location	\$71,000.00	42140000	Trucking & Warehousing
BUDDY MAYFIELD	Single Location	\$59,571.00	42140000	Trucking & Warehousing
MCKEES ROCKS INDUSTRIAL ENTERPRISES, INC.	Branch	\$0.00	42140000	Trucking & Warehousing
AMERICAN COURIER EXPRESS LLC	Single Location	\$92,631.00	42150000	Trucking & Warehousing
ROGER MINERD	Single Location	\$52,860.00	42150000	Trucking & Warehousing
UNITED PARCEL SERVICE, INC.	Branch	\$0.00	42159903	Trucking & Warehousing
UNITED PARCEL SERVICE, INC.	Branch	\$0.00	42159904	Trucking & Warehousing
D&S STORAGE BARNES	Single Location	\$206,571.00	42250000	Trucking & Warehousing
JOHNSON'S STORAGE	Single Location	\$182,454.00	42250000	Trucking & Warehousing
ROCKSIDE RENTALS	Single Location	\$157,667.00	42250000	Trucking & Warehousing
SUDS MONKEY WASH & STORAGE LTD	Single Location	\$136,720.00	42250000	Trucking & Warehousing
ROUTE 37 STORE LOCK	Single Location	\$127,963.00	42250000	Trucking & Warehousing
MANLEY'S SELF STORAGE RENTALS	Single Location	\$119,279.00	42250000	Trucking & Warehousing
CLIMATE CONTROL STORAGE	Single Location	\$106,355.00	42250000	Trucking & Warehousing
S & J STORAGE, LLC	Single Location	\$100,000.00	42250000	Trucking & Warehousing
ULOCK MINI STORAGE	Single Location	\$100,000.00	42250000	Trucking & Warehousing
ATHENS MID TOWN STORAGE	Single Location	\$98,000.00	42250000	Trucking & Warehousing
RIENZI STORAGE, LLC	Single Location	\$97,941.00	42250000	Trucking & Warehousing
NORWOOD RENTALS & STORAGE LLC	Single Location	\$97,114.00	42250000	Trucking & Warehousing
AFFORDABLE STORAGE	Single Location	\$87,959.00	42250000	Trucking & Warehousing
TRIPLE H STORAGE & APARTMENTS LLC	Single Location	\$83,000.00	42250000	Trucking & Warehousing
D & H. STORAGE CO.	Single Location	\$82,000.00	42250000	Trucking & Warehousing
HENDRIX SELF STORAGE LLC	Single Location	\$79,305.00	42250000	Trucking & Warehousing
WESTSIDE STORAGE	Single Location	\$75,628.00	42250000	Trucking & Warehousing
NELSONVILLE STORAGE LLC	Single Location	\$69,945.00	42250000	Trucking & Warehousing
BROWNSVILLE STORE STORAGE	Single Location	\$69,865.00	42250000	Trucking & Warehousing
SECURED STORAGE	Single Location	\$68,235.00	42250000	Trucking & Warehousing

HIGH AND DRY STORAGE INC	Single Location	\$67,975.00	42250000	Trucking & Warehousing
THE HOLE - EXTRA LLC	Single Location	\$67,975.00	42250000	Trucking & Warehousing
UNCLE BOB'S SELF STORAGE	Single Location	\$67,975.00	42250000	Trucking & Warehousing
WETZ COMPANIES	Single Location	\$67,975.00	42250000	Trucking & Warehousing
IRVINE DEVELOPMENT LLC	Single Location	\$67,000.00	42250000	Trucking & Warehousing
SCOTT DRUMMOND RENTALS	Single Location	\$64,122.00	42250000	Trucking & Warehousing
FAIRFIELD CASH REGISTER, INC.	Branch	\$0.00	42250000	Trucking & Warehousing
FINLEY FIRE EQUIPMENT CO.	Branch	\$0.00	42250000	Trucking & Warehousing
THE STORAGE PLACE	Single Location	\$130,000.00	42259901	Trucking & Warehousing
E2 COMPANY	Single Location	\$99,000.00	42259901	Trucking & Warehousing
ACE STORAGE	Single Location	\$82,556.00	42259901	Trucking & Warehousing
MARIETTA AUTOMOTIVE WAREHOUSES	Single Location	\$81,590.00	42259901	Trucking & Warehousing
SUPERIOR STORAGE	Single Location	\$63,000.00	42259901	Trucking & Warehousing
GREEN TREE PACKAGING LLC	Branch	\$0.00	42259901	Trucking & Warehousing
AFFORDABLE MINI STORAGE	Single Location	\$286,022.00	42260000	Trucking & Warehousing
LAKE LOGAN MINI STORAGE INC	Single Location	\$220,000.00	42260000	Trucking & Warehousing
TIMRON DEVELOPMENT, INC.	Single Location	\$200,517.00	42260000	Trucking & Warehousing
ALBANY MINI STORAGE	Single Location	\$143,430.00	42260000	Trucking & Warehousing
THE PLAINS SELF STORAGE	Single Location	\$141,781.00	42260000	Trucking & Warehousing
WESTSIDE STORAGE	Single Location	\$140,000.00	42260000	Trucking & Warehousing
KAUFMAN'S SPARE SPACE STORAGE	Single Location	\$130,000.00	42260000	Trucking & Warehousing
L & J RENTALS	Single Location	\$110,000.00	42260000	Trucking & Warehousing
FLORENCE MINI-STORAGE	Single Location	\$105,017.00	42260000	Trucking & Warehousing
BURR OAK STORAGE	Single Location	\$93,361.00	42260000	Trucking & Warehousing
D&K MINI STORAGE	Single Location	\$88,000.00	42260000	Trucking & Warehousing
SHA'AR STORAGE & COMMERCIAL	Single Location	\$87,547.00	42260000	Trucking & Warehousing
GET STORAGE	Single Location	\$81,407.00	42260000	Trucking & Warehousing
P & L STORAGE	Single Location	\$74,735.00	42260000	Trucking & Warehousing
682 STORAGE	Single Location	\$72,230.00	42260000	Trucking & Warehousing
FINEWEBSTORES	Single Location	\$250,304.00	42260200	Trucking & Warehousing

HARTWELL STORAGE	Single Location	\$172,095.00	42260200	Trucking & Warehousing
NEW-LEX MINI STORAGE	Single Location	\$133,687.00	42260200	Trucking & Warehousing
TCCI STORAGE	Single Location	\$96,000.00	42260200	Trucking & Warehousing
WEST END STORAGE	Single Location	\$89,000.00	42260200	Trucking & Warehousing
HILL SELF STORAGE	Single Location	\$81,388.00	42260200	Trucking & Warehousing
REDA NICHOLS	Single Location	\$163,675.00	42310000	Trucking & Warehousing
OHIO DEPARTMENT OF NATURAL RESOURCES	Branch	\$0.00	44320000	Water Transportation
DAKOTA TRUCKING LLC	Single Location	\$300,000.00	44490104	Water Transportation
THE RUBLES STERNWHEELERS INC	Single Location	\$289,009.00	44899902	Water Transportation
MARIETTA INDUSTRIAL ENTERPRISES, INC.	Headquarters	\$23,399,925.00	44910000	Water Transportation
LONG RIDGE ENERGY TERMINAL	Branch	\$0.00	44910200	Water Transportation
MARIETTA INDUSTRIAL ENTERPRISES, INC.	Branch	\$0.00	44910202	Water Transportation
HYER TOWING CO	Single Location	\$120,000.00	44929902	Water Transportation
SHELLY MATERIALS, INC.	Branch	\$0.00	44929904	Water Transportation
VALLEY GEM, INC.	Single Location	\$124,235.00	44999901	Water Transportation
LARRY'S AIR SYSTEMS	Single Location	\$108,013.00	45130000	Transportation by Air
CLAPPER HOLLOW ENTERPRISES, INC.	Single Location	\$519,551.00	45139902	Transportation by Air
KINKOS-0157	Single Location	\$114,741.00	45139902	Transportation by Air
RIVER CITY AIR INC	Single Location	\$160,000.00	45220102	Transportation by Air
OFF AIRPORT GEAR, INC.	Single Location	\$104,796.00	45810000	Transportation by Air
SUNDOWNER AVIATION, LLC	Single Location	\$76,881.00	45810000	Transportation by Air
ROLF JACK AVIATION, L.L.P.	Single Location	\$65,389.00	45810000	Transportation by Air
BAP INC	Single Location	\$200,000.00	45810200	Transportation by Air
MONROE COUNTY AIRPORT	Single Location	\$439,907.00	45810301	Transportation by Air
HIDE-A-WAY HILLS RESORT AIRPORT (110A)	Single Location	\$120,000.00	45810301	Transportation by Air
MILLER AIRPORT (OI59)	Single Location	\$110,000.00	45810301	Transportation by Air
MORGAN COUNTY REGIONAL AIRPORT AUTHORITY	Single Location	\$76,881.00	45810301	Transportation by Air
LAZY-W AIRPORT (OI01)	Single Location	\$70,573.00	45810301	Transportation by Air
OHIO UNIVERSITY	Branch	\$0.00	45810301	Transportation by Air
OHIO UNIVERSITY	Branch	\$0.00	45810301	Transportation by Air
FROSTIES TRENCHING SERVICE	Single Location	\$111,502.00	46190000	Pipelines, Except Natural Gas



GATHERCO INC	Single Location	\$98,000.00	46190000	Pipelines, Except Natural Gas
GRINDIN TRANSPORT, LLC	Single Location	\$532,669.00	47299901	Transportation Services
MID OHIO VALLEY BULK TRANSPORT, INC.	Single Location	\$6,230,857.00	47310000	Transportation Services
HARDWARE COMPONENTS, INC.	Headquarters	\$2,957,223.00	47310000	Transportation Services
FIVE STAR TRANSFER LLC	Single Location	\$553,964.00	47310000	Transportation Services
SALEM RIDGE CONTRACTORS LLC	Single Location	\$501,491.00	47310000	Transportation Services
INTEGRITY FREIGHT LOGISTICS LLC	Single Location	\$500,000.00	47310000	Transportation Services
QUADREALL TRANSIT SYSTEMS INC	Single Location	\$222,898.00	47310000	Transportation Services
LODI LOGISTICS & WELLSITE SERVICES LLC	Single Location	\$203,460.00	47310000	Transportation Services
V & K ENTERPRISE INC	Single Location	\$197,416.00	47310000	Transportation Services
P AND E TRANSPORT LLC	Single Location	\$188,127.00	47310000	Transportation Services
DIRECT LINE CORPORATION	Single Location	\$138,744.00	47310000	Transportation Services
DBW GLOBAL VENTURES LLC	Single Location	\$131,346.00	47310000	Transportation Services
JESSE LYNN TRUCKING LLC	Single Location	\$125,000.00	47310000	Transportation Services
549 OUTDORZ, LLC	Single Location	\$116,297.00	47310000	Transportation Services
AGRILIME, LLC	Single Location	\$116,297.00	47310000	Transportation Services
APEX CARGO LLC	Single Location	\$116,297.00	47310000	Transportation Services
BLACKHAT FABRICATION, LLC	Single Location	\$116,297.00	47310000	Transportation Services
DONALD S OWENS	Single Location	\$116,297.00	47310000	Transportation Services
MATTHEW HOWELL	Single Location	\$116,297.00	47310000	Transportation Services
METRICGAIN LLC	Single Location	\$116,297.00	47310000	Transportation Services
MICHAEL A DELLACROCE	Single Location	\$116,297.00	47310000	Transportation Services
RON'S ROADSIDE ASSISTANCE, LLC	Single Location	\$116,297.00	47310000	Transportation Services
C & S EXPRESS LLC	Single Location	\$110,000.00	47310000	Transportation Services
DSV SOLUTIONS, LLC	Branch	\$0.00	47310000	Transportation Services
RAGAN TRANSPORATION INC	Single Location	\$284,977.00	47310101	Transportation Services
LOGISTICS HIS WAY	Single Location	\$120,000.00	47310102	Transportation Services
A2 GLOBALSHIPPING LLC	Branch	\$0.00	47310102	Transportation Services
PRIM JO ENTPRISE INC	Single Location	\$192,644.00	47310104	Transportation Services
TED DEXTER TRUCKING, LLC	Single Location	\$210,159.00	47310200	Transportation Services

LOGIS TECH INC	Single Location	\$140,000.00	47310200	Transportation Services
FAITHBILT EXPRESS INC	Single Location	\$137,844.00	47310200	Transportation Services
DIAMOND W LLC	Branch	\$0.00	47310200	Transportation Services
R & L LOGISTICS LLC	Single Location	\$516,804.00	47890000	Transportation Services
MOCO TRANSPORT LLC	Single Location	\$470,014.00	47890000	Transportation Services
EXECUTIVE TRANSPORT LLC	Single Location	\$442,337.00	47890000	Transportation Services
FR8 XPRESS TRANSPORT LLC	Single Location	\$404,180.00	47890000	Transportation Services
HARMON SERVICES LLC	Single Location	\$396,748.00	47890000	Transportation Services
FASTTIME TRANSPORTATION	Single Location	\$369,097.00	47890000	Transportation Services
CUSTOM CARRIER AND SPECIALTY TRANSPORTATION LLC	Single Location	\$330,914.00	47890000	Transportation Services
NOBEL COUNTY ENGINEERS OFFICE	Single Location	\$274,176.00	47890000	Transportation Services
GREENHILL BROKERAGE	Single Location	\$260,000.00	47890000	Transportation Services
CDW LOGISTICS INC	Single Location	\$252,604.00	47890000	Transportation Services
ON TIME TRANSPORTATION, INC. D/B/A FAST TIME TRANSPORTATION	Single Location	\$249,206.00	47890000	Transportation Services
HERSHEY & MORRIS LOGISTICS LLC	Single Location	\$230,533.00	47890000	Transportation Services
GREENWOOD TRANSPORTATION LLC	Single Location	\$221,700.00	47890000	Transportation Services
RABBIT EXPRESS TRANSPORTS LLC	Single Location	\$216,795.00	47890000	Transportation Services
ALLMAN TRANSPORT INC.	Single Location	\$216,441.00	47890000	Transportation Services
MAB TRANSPORT LLC	Single Location	\$210,000.00	47890000	Transportation Services
DOUBLE H TRANSPORT LLC	Single Location	\$202,853.00	47890000	Transportation Services
STANDARD CORP	Single Location	\$200,000.00	47890000	Transportation Services
EWING TRANSPORTATION, LLC	Single Location	\$171,775.00	47890000	Transportation Services
ATHENS TRANSPORTATION LTD	Single Location	\$170,598.00	47890000	Transportation Services
TTLA TRANSPORTATION LLC	Single Location	\$151,972.00	47890000	Transportation Services
FAMILY TRADITION TRANSPORTATIO	Single Location	\$151,924.00	47890000	Transportation Services
CIRCLE D TRANSPORTATION CO.	Single Location	\$148,221.00	47890000	Transportation Services
RBM EPRESS, LLC	Single Location	\$145,684.00	47890000	Transportation Services
MURPHCO LOGISTICS LLC	Single Location	\$139,622.00	47890000	Transportation Services
STERLING TRANSPORT LLC	Single Location	\$136,650.00	47890000	Transportation Services
APPALACHIAN TRANSPORTATION, LLC	Single Location	\$134,620.00	47890000	Transportation Services

RAY BASIM TRANSPORT LLC	Single Location	\$134,146.00	47890000	Transportation Services
ANECO TRANSPORT, LTD.	Single Location	\$130,233.00	47890000	Transportation Services
CLASSIC TRANSPORTATION LLC	Single Location	\$127,712.00	47890000	Transportation Services
SCHIRTZINGER LOGISTICS INC	Single Location	\$120,000.00	47890000	Transportation Services
SOUTHERN OHIO BROKERS LLC	Single Location	\$118,491.00	47890000	Transportation Services
J AND T TRANSPORT LLC	Single Location	\$118,483.00	47890000	Transportation Services
PTEK SERVICES LLC	Single Location	\$117,482.00	47890000	Transportation Services
SOUTHEAST OHIO TRANSPORTATION INC	Single Location	\$115,307.00	47890000	Transportation Services
J.A.D.E. TRANSPORTATION LLC	Single Location	\$114,913.00	47890000	Transportation Services
JEFFS TRANSPORT, LLC	Single Location	\$114,628.00	47890000	Transportation Services
STIVISON TRANSFER LLC	Single Location	\$112,150.00	47890000	Transportation Services
STEPPY TRANSPORTATION LLC	Single Location	\$110,000.00	47890000	Transportation Services
CORNERSTONE EXCAVATING AND SERVICES LLC	Single Location	\$109,658.00	47890000	Transportation Services
DOUBLE E ENTERPRISE LLC.	Single Location	\$106,548.00	47890000	Transportation Services
DOBERMAN EXPRESS, LLC	Single Location	\$105,289.00	47890000	Transportation Services
BRADLEY VANCE	Single Location	\$101,738.00	47890000	Transportation Services
HOBO TRANSPORT LLC	Single Location	\$100,000.00	47890000	Transportation Services
PHILLIPS TRANSPORT EXPRESS LLC	Single Location	\$100,000.00	47890000	Transportation Services
FITLEIST TRANSPORT LLC	Single Location	\$99,922.00	47890000	Transportation Services
K C OILFIELD TRANSPORT LLC	Single Location	\$99,058.00	47890000	Transportation Services
KCOAL BS TRANSPORT LLC	Single Location	\$95,708.00	47890000	Transportation Services
PATRIOT DIRECT TRANSPORT LLC	Single Location	\$95,284.00	47890000	Transportation Services
PATRIOT DIRECT TRANSPORT LLC	Single Location	\$94,728.00	47890000	Transportation Services
L&L TRANSPORTATION LLC	Single Location	\$94,000.00	47890000	Transportation Services
LOAD LIFTERS LLC	Single Location	\$93,516.00	47890000	Transportation Services
2W TRANSPORT, LLC	Single Location	\$92,307.00	47890000	Transportation Services
PEPPER'S TRANSPORT	Single Location	\$92,168.00	47890000	Transportation Services
PONTOON TRAILER TRANSPORT	Single Location	\$89,915.00	47890000	Transportation Services
MICHAEL J HAMMER	Single Location	\$87,501.00	47890000	Transportation Services
MORIN TRANSPORTATION LLC	Single Location	\$86,116.00	47890000	Transportation Services

AHOY TRANSPORTS LLC	Single Location	\$84,785.00	47890000	Transportation Services
EXPRESS PACK N SHIP	Single Location	\$84,774.00	47890000	Transportation Services
MJK TRANSPORT LLC	Single Location	\$81,931.00	47890000	Transportation Services
OH ODOT	Single Location	\$81,581.00	47890000	Transportation Services
OPEN ROAD FREIGHT AND DISPATCH	Single Location	\$81,000.00	47890000	Transportation Services
JASON C GARDINER	Single Location	\$80,931.00	47890000	Transportation Services
WM CAP HOUSING & TRANSPORT	Single Location	\$80,202.00	47890000	Transportation Services
ANGRY TRANSPORTATION	Single Location	\$79,990.00	47890000	Transportation Services
VICE TRANSPORT LLC	Single Location	\$79,979.00	47890000	Transportation Services
RUSH TRANSPORT LLC	Single Location	\$79,927.00	47890000	Transportation Services
GRACEFUL FREEDOM TRANSPORTATION LLC	Single Location	\$79,000.00	47890000	Transportation Services
MARIETTA TRANSFER COMPANY	Single Location	\$78,960.00	47890000	Transportation Services
MATTHEW W CRIM	Single Location	\$78,391.00	47890000	Transportation Services
BLV TRANSPORT INC	Single Location	\$78,000.00	47890000	Transportation Services
EASTERN AREA SPECILITY TRANSPORT	Single Location	\$78,000.00	47890000	Transportation Services
ZIPCAT SERVICES LLC	Single Location	\$77,173.00	47890000	Transportation Services
CHARLES A MCKOWN	Single Location	\$76,918.00	47890000	Transportation Services
TRANSPORTATION DEPT	Single Location	\$76,000.00	47890000	Transportation Services
J & J GLOBAL TRUCKING LLC	Single Location	\$75,859.00	47890000	Transportation Services
CODY TRANSPORT	Single Location	\$73,842.00	47890000	Transportation Services
SIEMER LOGISTICS, LLC.	Single Location	\$73,574.00	47890000	Transportation Services
RIDGEVIEW TRANSPORT LLC	Single Location	\$72,881.00	47890000	Transportation Services
TCI TRANSPORTATION, LLC	Single Location	\$72,309.00	47890000	Transportation Services
STEPPYTRANSPORT LLCL	Single Location	\$72,113.00	47890000	Transportation Services
NEED A TOW LLC	Single Location	\$72,097.00	47890000	Transportation Services
PRAETORIAN TRANSPORT AND LOGISTICS LLC	Single Location	\$72,000.00	47890000	Transportation Services
TRAVEL TIME TRANSPORT LLC	Single Location	\$71,513.00	47890000	Transportation Services
WELLS TRANSPORT LLC	Single Location	\$70,192.00	47890000	Transportation Services
EM GET TRANSPORT LLC	Single Location	\$69,805.00	47890000	Transportation Services
TRANSPORTATION FACILITY	Single Location	\$69,552.00	47890000	Transportation Services

CASAYO, INC.	Single Location	\$67,768.00	47890000	Transportation Services
G & R LOGISTICS LLC	Single Location	\$67,091.00	47890000	Transportation Services
JOYCE GREGG TRANSPORTS LLC	Single Location	\$66,479.00	47890000	Transportation Services
FISCHER'S HCF HEAVY CARGO & FREIGHT LLC	Single Location	\$65,934.00	47890000	Transportation Services
WOOD MOBILE TRANSPORT INC.	Single Location	\$65,222.00	47890000	Transportation Services
ANCHOR SECURITY AND LOGISTICS	Single Location	\$64,881.00	47890000	Transportation Services
CROWE'S MELTDOWN TRANSPORTATION LLC	Single Location	\$64,671.00	47890000	Transportation Services
ELLIS TRANSPORT	Single Location	\$63,020.00	47890000	Transportation Services
QUAD B TRANSPORT LLC	Single Location	\$62,000.00	47890000	Transportation Services
STEPPY TRANS LLC	Single Location	\$47,000.00	47890000	Transportation Services
AWL AUTO & TRUCK LLC	Single Location	\$542,887.00	47890100	Transportation Services
S.E. SCOTT INC	Single Location	\$445,954.00	47890100	Transportation Services
P & J TRANSPORT, L.L.C.	Single Location	\$81,380.00	47890100	Transportation Services
MEL TON TRANSPORT & LOGISTICS	Single Location	\$113,682.00	47890101	Transportation Services
C&N MCALLISTER INC	Single Location	\$72,000.00	47890302	Transportation Services
VALLEY WIDE TRUCKING, LLC	Single Location	\$483,526.00	47899901	Transportation Services
VANHOOSE TRANSPORT LLC	Single Location	\$68,824.00	47899901	Transportation Services
ENBRIDGE	Single Location	\$1,274,690.00	49110000	Electric, Gas, & Sanitary Services
ADR ENERGY, LLC	Single Location	\$1,140,038.00	49110000	Electric, Gas, & Sanitary Services
TROUT'S ELECTRIC, LLC	Single Location	\$856,962.00	49110000	Electric, Gas, & Sanitary Services
ALNA ENERGY, L.L.C.	Single Location	\$703,406.00	49110000	Electric, Gas, & Sanitary Services
KROLL ENERGY, LLC	Single Location	\$683,564.00	49110000	Electric, Gas, & Sanitary Services
A C UTILITIES	Single Location	\$360,000.00	49110000	Electric, Gas, & Sanitary Services
WILSON ENERGY LLC	Single Location	\$180,295.00	49110000	Electric, Gas, & Sanitary Services
MCCLINTON ENERGY GROUP	Single Location	\$151,260.00	49110000	Electric, Gas, & Sanitary Services
CHADOCK ENERGY CORPORATION LLC	Single Location	\$76,371.00	49110000	Electric, Gas, & Sanitary Services
ENERGY EQUIPMENT CO	Single Location	\$75,000.00	49110000	Electric, Gas, & Sanitary Services
WILSON ENERGY LLC	Single Location	\$65,882.00	49110000	Electric, Gas, & Sanitary Services
AMERICAN ELECTRIC POWER	Single Location	\$25,474.00	49110000	Electric, Gas, & Sanitary Services
AMERICAN ELECTRIC POWER COMPANY, INC.	Branch	\$0.00	49110000	Electric, Gas, & Sanitary Services

ENBRIDGE INC.	Branch	\$0.00	49110000	Electric, Gas, & Sanitary Services
OHIO POWER COMPANY	Branch	\$0.00	49110000	Electric, Gas, & Sanitary Services
OHIO POWER COMPANY	Branch	\$0.00	49110000	Electric, Gas, & Sanitary Services
OHIO POWER COMPANY	Branch	\$0.00	49110000	Electric, Gas, & Sanitary Services
WASHINGTON ELECTRIC COOPERATIVE, INC.	Single Location	\$20,319,239.00	49119901	Electric, Gas, & Sanitary Services
DUKE POWER	Single Location	\$224,902.00	49119901	Electric, Gas, & Sanitary Services
DUKE ENERGY CORPORATION	Branch	\$0.00	49119901	Electric, Gas, & Sanitary Services
DYNEGY WASHINGTON II, LLC	Branch	\$0.00	49119901	Electric, Gas, & Sanitary Services
OHIO POWER COMPANY	Branch	\$0.00	49119901	Electric, Gas, & Sanitary Services
VILLAGE OF WOODSFIELD	Branch	\$0.00	49119901	Electric, Gas, & Sanitary Services
ROGER MORGENSTERN	Single Location	\$201,803.00	49119902	Electric, Gas, & Sanitary Services
WATERFORD POWER, LLC	Single Location	\$2,435,853.00	49119904	Electric, Gas, & Sanitary Services
OHIO POWER COMPANY	Branch	\$0.00	49119907	Electric, Gas, & Sanitary Services
HOMELAND GEOTHERMAL, LLC	Single Location	\$178,142.00	49119910	Electric, Gas, & Sanitary Services
SPECTRA ENERGY CORP	Branch	\$0.00	49220000	Electric, Gas, & Sanitary Services
TEXAS EASTERN TRANSMISSION, LP	Branch	\$0.00	49220000	Electric, Gas, & Sanitary Services
EUREKA MIDSTREAM, LLC	Single Location	\$18,047,545.00	49229901	Electric, Gas, & Sanitary Services
COLUMBIA GAS TRANSMISSION, LLC	Branch	\$0.00	49229901	Electric, Gas, & Sanitary Services
TENNESSEE GAS PIPELINE CO	Single Location	\$0.00	49229901	Electric, Gas, & Sanitary Services
TENNESSEE GAS PIPELINE COMPANY, L.L.C.	Branch	\$0.00	49229901	Electric, Gas, & Sanitary Services
TEXAS EASTERN TRANSMISSION, LP	Branch	\$0.00	49229901	Electric, Gas, & Sanitary Services
TEXAS EASTERN TRANSMISSION, LP	Branch	\$0.00	49229901	Electric, Gas, & Sanitary Services
TEXAS EASTERN TRANSMISSION, LP	Branch	\$0.00	49229901	Electric, Gas, & Sanitary Services
SHANGA'S MARKETING COMPANY LLC	Single Location	\$200,050.00	49230000	Electric, Gas, & Sanitary Services
GAS MANAGEMENT SERVICES LLC	Single Location	\$35,160.00	49230000	Electric, Gas, & Sanitary Services
ASPIRE ENERGY OF OHIO, LLC	Branch	\$0.00	49230000	Electric, Gas, & Sanitary Services
NATIONAL GAS & OIL COMPANY	Branch	\$0.00	49230000	Electric, Gas, & Sanitary Services
THE EAST OHIO GAS COMPANY	Branch	\$0.00	49230000	Electric, Gas, & Sanitary Services
FORAKER GAS COMPANY, INC.	Single Location	\$924,164.00	49240000	Electric, Gas, & Sanitary Services
GAS MARKETING, INC.	Single Location	\$504,774.00	49240000	Electric, Gas, & Sanitary Services

SYRACUSE HOME UTILITIES CO, INC	Single Location	\$211,562.00	49240000	Electric, Gas, & Sanitary Services
MONTANA OIL AND GAS LLC	Single Location	\$25,000.00	49240000	Electric, Gas, & Sanitary Services
COLUMBIA GAS OF OHIO, INC.	Branch	\$0.00	49240000	Electric, Gas, & Sanitary Services
COLUMBIA GAS TRANSMISSION, LLC	Branch	\$0.00	49240000	Electric, Gas, & Sanitary Services
NATIONAL GAS & OIL COMPANY	Branch	\$0.00	49240000	Electric, Gas, & Sanitary Services
THE EAST OHIO GAS COMPANY	Branch	\$0.00	49240000	Electric, Gas, & Sanitary Services
HUFFMAN-BOWERS, INC.	Single Location	\$2,056,794.00	49250000	Electric, Gas, & Sanitary Services
DOMINION EAST OHIO	Single Location	\$849,921.00	49250000	Electric, Gas, & Sanitary Services
H & M OIL & GAS	Single Location	\$143,608.00	49250000	Electric, Gas, & Sanitary Services
MANUEL GRUESER	Single Location	\$48,216.00	49250000	Electric, Gas, & Sanitary Services
HG ENERGY LLC	Single Location	\$35,160.00	49250000	Electric, Gas, & Sanitary Services
COLUMBIA GAS TRANSMISSION, LLC	Branch	\$0.00	49250000	Electric, Gas, & Sanitary Services
COLUMBIA GAS TRANSMISSION, LLC	Branch	\$0.00	49250000	Electric, Gas, & Sanitary Services
GENERAL ELECTRIC COMPANY	Branch	\$0.00	49310000	Electric, Gas, & Sanitary Services
MEIGS COMPRESSOR STATION	Single Location	\$142,281.00	49320000	Electric, Gas, & Sanitary Services
AMERICAN MUNICIPAL POWER	Single Location	\$240,000.00	49390000	Electric, Gas, & Sanitary Services
CITY OF MARIETTA	Branch	\$0.00	49390000	Electric, Gas, & Sanitary Services
LE AX WATER REGIONAL DISTRICT	Single Location	\$7,360,293.00	49410000	Electric, Gas, & Sanitary Services
WARREN WATER AND SEWER ASSOCIATION	Single Location	\$6,191,204.00	49410000	Electric, Gas, & Sanitary Services
TUPPERS PLAINS-CHESTER WATER DISTRICT	Single Location	\$3,253,219.00	49410000	Electric, Gas, & Sanitary Services
SUNDAY CREEK VALLEY WATER DISTRICT	Single Location	\$2,430,907.00	49410000	Electric, Gas, & Sanitary Services
LITTLE HOCKING WATER ASSOCIATION INC	Single Location	\$2,145,029.00	49410000	Electric, Gas, & Sanitary Services
LEADING CREEK CONSERVANCY DISTRICT	Single Location	\$2,008,013.00	49410000	Electric, Gas, & Sanitary Services
TRIMBLE TOWNSHIP	Single Location	\$1,325,516.00	49410000	Electric, Gas, & Sanitary Services
OLD STRAITSVILLE WATER ASSOCIATION INC	Single Location	\$978,075.00	49410000	Electric, Gas, & Sanitary Services
THE HOCKING CONSERVANCY DISTRICT	Single Location	\$912,778.00	49410000	Electric, Gas, & Sanitary Services
PORTERSVILLE EAST BRANCH WATER CO INC	Single Location	\$890,777.00	49410000	Electric, Gas, & Sanitary Services
OHIO & LEE TOWNSHIP WATER SEWER AUTHORITY	Single Location	\$803,098.00	49410000	Electric, Gas, & Sanitary Services
NEWPORT WATER AND SEWER DISTRICT	Single Location	\$711,368.00	49410000	Electric, Gas, & Sanitary Services
WOODSFIELD WATER SUPPLY DEPARTMENT	Single Location	\$695,960.00	49410000	Electric, Gas, & Sanitary Services

MONROE WATER SYSTEMS	Single Location	\$672,727.00	49410000	Electric, Gas, & Sanitary Services
MORGAN MEIGSVILLE RURAL WATER DISTRICT	Single Location	\$553,942.00	49410000	Electric, Gas, & Sanitary Services
PUTNAM COMMUNITY WATER CORP	Single Location	\$528,546.00	49410000	Electric, Gas, & Sanitary Services
SWITZERLAND OF OHIO WATER DISTRICT	Single Location	\$486,260.00	49410000	Electric, Gas, & Sanitary Services
CLEAR WATER CORP	Single Location	\$351,937.00	49410000	Electric, Gas, & Sanitary Services
OAKDALE WATER SYSTEM	Single Location	\$240,000.00	49410000	Electric, Gas, & Sanitary Services
BISHOPVILLE WATER DISTRICT	Single Location	\$218,890.00	49410000	Electric, Gas, & Sanitary Services
SYRACUSE WATER DEPT	Single Location	\$216,201.00	49410000	Electric, Gas, & Sanitary Services
WATERFORD WATER & SEWER ASSOCIATION	Single Location	\$203,151.00	49410000	Electric, Gas, & Sanitary Services
LOGAN WATER WORKS PUMPING STA	Single Location	\$180,000.00	49410000	Electric, Gas, & Sanitary Services
NORTHERN PERRY COUNTY WATER	Single Location	\$130,000.00	49410000	Electric, Gas, & Sanitary Services
RAINER'S WATER SERVICE	Single Location	\$130,000.00	49410000	Electric, Gas, & Sanitary Services
LITTLE HOCKING EVANGELICAL	Single Location	\$74,502.00	49410000	Electric, Gas, & Sanitary Services
BURR OAK REGIONAL WATER DIST	Single Location	\$52,701.00	49410000	Electric, Gas, & Sanitary Services
POMEROY CITY HALL	Branch	\$0.00	49410000	Electric, Gas, & Sanitary Services
BNN EASTERN, LLC	Headquarters	\$6,317,409.00	49520000	Electric, Gas, & Sanitary Services
SYRACUSE RACINE REGIONAL SEWER DISTRICT	Headquarters	\$2,264,274.00	49520000	Electric, Gas, & Sanitary Services
TRI-COUNTY RURAL WATER & SEWER DISTRICT	Single Location	\$1,003,153.00	49520000	Electric, Gas, & Sanitary Services
HIGHLAND RIDGE WATER & SEWER ASSOCIATION, INC.	Single Location	\$795,627.00	49520000	Electric, Gas, & Sanitary Services
TUPPERS PLAINS REGIONAL SEWER DISTRICT	Single Location	\$354,053.00	49520000	Electric, Gas, & Sanitary Services
THE PLAINS WATER & SEWER DISTRICT	Single Location	\$140,000.00	49520000	Electric, Gas, & Sanitary Services
SYRACUSE RACINE REGIONAL SEWER DISTRICT	Branch	\$0.00	49520000	Electric, Gas, & Sanitary Services
CANAAN TOWNSHIP TRUSTEES	Single Location	\$624,158.00	49590100	Electric, Gas, & Sanitary Services